

once called The Universal Tool of the Woods

Whittling with a crooked knife is fast becoming a lost art. Now days with wooden articles being turned out by machines and sold over the counter, men feel that there is no need ~~of~~ *to* knowing how to make an axe handle, paddle, setting pole or the ~~101~~ other things that make life easier in the woods.

With gas, oil, and electricity in our kitchens there is no need of even whittling shavings for the morning fire, let alone making that proverbial button for a traditional door.

Nevertheless, any man who goes into the woods should *almost* have a crooked knife in his kit and know how to use it. On ~~most~~ every long trip there comes a time when you need that kind of a knife and need it badly. If a man wants to travel light, he needs *to* carry only the blade, as the Indians used to do. When he wants to use the knife the blade can be fastened onto a stick, *then that can be* ~~throw the stick away~~ when he moves on.

The crooked knife is made for one purpose and one purpose only, that of whittling, and must have, at one time, been pretty well spread over the whole North American Continent.

Sharp stones have been found that the prehistoric Indians used as knives that could only have been used in some sort of a wooden handle. When the white man came to this country, he brought steel with him and the Indians began to put steel blades in their crooked knives. Different tribes, of course, did this in different ways. Some fastened the blade onto the side of the handle while others inserted the blade in the back. Here in the East the blade has always been inserted in the back as it gives a better balance and draws from ~~the~~ center of the handle. In order to do ~~that~~ *this*, it is a little harder to make and shape the blade and also harder to insert it in ~~the~~ handle, but we believe it makes a better knife.

A worn out file was the easiest and cheapest piece of steel for the Indian to get, so that is what was used the most. However, the better the steel, the better the knife. The file could be ground to shape and the only blacksmith work needed was to make the bends. That could be done easily in an open fire.


should not whittling with crooked knife

The white man found out the idea was good and claimed the crooked knife for his own. Soon there was one or more in every kit and the lumber-jack who could not make his own axe handle was not very handy. Some of the blades were made by the lumber-jack himself, but most were made by some blacksmith who was noted for that kind of work. There was a "blacksmith and wood butcher" in every woods crew, who was judged by the quality of his crooked knife blades. The lumber-jack made the handle himself and ~~some~~ *most* represented a lot of time spent during the long winter evenings. Some of these were sold in pawn shops after the drive was in, for 25¢ to 50¢. Usually these were picked up by collectors or museums as "Peculiar to the Maine Woods". *So*

being

much for history. Now to tell how they are held, how they are made and how they are used. Some folks may want to stop right here, for a crooked knife is made to be pulled and not pushed. However, let me say, and any one who ever used a crooked knife will bear me out, a crooked knife is the easiest to use, the safest and does a better job than any other kind of knife.

Put the point of the right thumb in the hollow of the palm of the left hand, turn until you can close the fingers of the right hand about the left wrist. Then let both hands drop, nearly to the lap in a natural position. Your left hand represents a crooked knife handle with the blade pointing to the left and sharp edge towards you. Now, what you want is a blade, flat on the back next to your work and beveled edge up, that is bent enough so the blade will be horizontal when you hold the handle in that position to work. Personally, I like to have the blade tip towards my work just a little, so I make that first bend at an angle thus:



Very little, just enough so it will take a thin shaving when my hand is held straight. This can also be done by tipping the tang forward a little and setting the shank into the handle at an angle.

Next, I like to make a drawing cut from heel to point, so I bend the blade back a little. Some people want the blade to curve back the whole length.



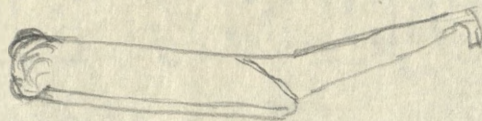
Every man to his own choice.

If the blade is shaped by forging, this bend will come naturally. As you work down towards the cutting edge the blade will keep bending back. The hardest job is to keep the blade straight. You should never hammer on the edge of the blade to straighten it as this tends to make hard places in the cutting edge.

A $2\frac{3}{4}$ " to $3\frac{1}{4}$ " blade is long enough for ordinary whittling. In making a canoe paddle, you need a 4" to $4\frac{1}{2}$ " blade but I have two that have not been used in the last ten years.

Long Sam Howard blades for which I have no occasion to use

Under some conditions and working on certain things, folks want a third bend in the point or



Now for the handle, Again it is every man to his own choice. Here we kind of split them up into three general types: Those that have a tendency to turn up at the end we call a "crooked knife", those that turn down "draw knives" and straight on the back with a notch for the thumb "squaw knife" or woman's knife. Thus:

We call them all "crooked knives" and some people call them all "draw knives" or "one-handed draw knives". Webster describes what we call a "draw shave" as a draw knife

As for the wood to use I think basswood was used a good deal since it is light, easily worked and does not split readily. However, most men picked a small tree that had a crook such as they wanted, no matter what kind of wood it happened to be. An Indian would take a roost off the first small tree he came to, while a white man might hunt half a day for a small tree with the right crook in it. At one camp in Canada there was a small crooked rock maple tree growing in front of the office camp door. We had been there eight months when an Indian came along and cut it. He cut off a billet, split it and had two handles partly made, a right handed one for himself and a left handed one for me, bark to the front hand.

When inserting the blade into the handle I have found that if I drill the hole for the tang first, I can do a better job. The hole should be a little deeper than the length of the tang. This will hold one end of the blade so you can mark on both sides of the shank. I make the first two cuts with a knife along these marks, then I use a small piece of hacksaw blade inserted in a piece of dowel to saw down the depth of the shank. What is left between the two cuts I take out with a small chisel made out of a dentist's tool. The tighter the tang fits the better, as long as it does not split the handle.

Now for the wrapping. In the old days heavy cord or rawhide was used, but these are apt to stretch. Some times lead was cast around the handle. In those days, tea came wrapped in a lead foil that the woodsman or Indian could melt down. I have seen some wrapped with "haywire" or "bailing wire" but that is too coarse to make a good job. I have used adhesive tape out of the medicine kit, but find a light wire best of all. I drill two small holes through the handle so I can pull the wire tight. Then the wrapping can be soldered or a liquid solder works all right.

When we first went into Canada, a north shore Indian girl laughed at our crooked knives and showed us her knife. Naturally we made a copy and it wasn't long before the men in the crew wanted to borrow "That Squaw's knife". Soon it became just the "Squaw knife". Many years later a Passamoquoddy Indian was looking at my collection and he pointed at one and said, "That's a woman's knife", so I guess it wasn't named far wrong.

Just as I was writing of
Personally I like the "Squaw knife" best because the notch gives an extra brace for the thumb. Also the top end lends itself to an added personal touch. A boy scout cooking a hot dog on a stick over an open fire, for a scoutmaster, or a bathing beauty, for a swimming instructor who did a good job. A lobster, for a man who cooked plenty. An Indian Chief, for the chief of police in our town. A girl scout climbing a mountain, for a park ranger who took "a busman's holiday" and did a good turn, or just the initials of some of our friends. A dentist wanted a knife once and I told him I would carve a set of false teeth on it. He objected, said he had to look at teeth all day and he'd be damned if he wanted to look at them on his time off.

People often ask me, "If a crooked knife is as good as you say it is, why isn't it used more?" All I can say is that we are educated against it. To most people a knife is a knife and when they think of pulling a knife towards themselves, they have a creepy feeling in their "tummies". It has been "whittle from you, never cut you" with the idea that the only knife ever used is a jackknife.

Most every man can remember that glorious day when he received his first knife. Chances are it was a jackknife that Santa Claus gave him, and it stands out as a high spot in his early life. What a grand time he had whittling until some one caught him pulling the knife instead of pushing it. If he was like some of us, he most likely sulked a little, then "snuck" out behind the barn where he could whittle to heart's content. Since that jackknife was beveled on both sides, he soon cut himself and had proof that people were right. From that day on all he ever did was whittle a few shavings or sharpen a pencil.

My youngsters, when they became old enough to have a knife, were given a "Squaw knife", and I don't remember that they ever cut themselves with one. However, they got plenty of cuts with jackknives.

my
When the oldest girl went into a certain class in college, the Professor said, "Isn't your father the man who believes in committing suicide?" All she could gasp was a startled "What?"; then the class began to laugh and he said, "Isn't he the man who makes crooked knives?" All she could say was a weak "Yes". He said, "I thought so. I have one of his knives and never dared to use it". Seems to me the better educated we become the more things we think about to send chills up and down

our spines. We take a dislike to many things by just thinking *about them* and never try them to find out that many of the things we think are not so. As one man said, "It is surprising what a man can think if he tried hard enough!"

Some of the older men can remember seeing their grandfathers using a "peculiar knife", drawing it towards himself and making shavings "as long as that". Grandpa was supposed to have been an expert, but the knife must have been a crooked knife and grandpa got a lot of credit he did not deserve. No one was allowed to touch his knife for the tendency was "Don't touch the fiddle until you learn how to play". *then one who says*

I said a crooked knife was easier to use and most men have proved ~~it~~ for themselves, that you can pull a knife easier than push it. More than that, and far more important, it is easier to stop. *it* It does not come out of the cut unexpectedly. You hold your work beyond where you are cutting; your work is supported across your lap; and if you want, you can brace the other end. You can't cut yourself unless you tip the knife or your work is so thin you cut clear through it. When you cut beyond the end of your work you tighten your elbow against your side, as the knife leaves the work your elbow bumps and the knife stops. *Back* *wood cut*

Can you imagine a man taking his eyes off a sharp knife coming towards his middle? Try it. A person does not use a crooked knife carelessly. The greatest danger is when you look at a crooked knife for the first time. For some reason the first thing a person does is draw his fingers or thumb across the blade to see if it is sharp. You would not do that with a razor - you would take it for granted that it was sharp. Now a crooked knife should be as sharp as any razor and has been used for that ~~purpose~~ *shaving*. No, it's safe as long as it is used right and most folks have a whole lot of respect for a crooked knife.

Now, if you think you would like to do a little whittling, to quiet your nerves, make yourself a "crooked knife". Use it until it belongs to you. Then you will be surprised how much fun you can get out of just whittling.

1 Whittling with a crooked knife is fast becoming a lost art. Now days with wooden articles being turned out by machines and sold over the counter, men feel that there is no need of knowing how to make an axe handle, paddle, setting pole or the 101 other things that make life easier in the woods.

2 With gas, oil, and electricity in our kitchens there is no need of even whittling shavings for the morning fire, let alone making that proverbial button for a traditional door.

3 Nevertheless, any man who goes into the woods should have a crooked knife in his kit and know how to use it. On most every long trip there comes a time when you need that kind of a knife and need it badly. If a man wants to travel light he needs carry only the blade, as the Indians used to do. When he wants to use the knife the blade can be fastened onto a stick, then throw the stick away ~~as~~ ^{when} he moves on.

4 The crooked knife is made for one purpose and one purpose only, that of whittling, and must have been, at one time, pretty well spread over the whole North American Continent.

5 Sharp stones have been found that the prehistoric Indians used as knives that could only have been used in some sort of a wooden handle. When the white man came to this country he brought steel with him and the Indians began to put steel blades in their crooked knives. Different tribes of course did this in different ways. Some fastened the blade onto the side of the handle while others inserted the blade in the back. Here in the East the blade has always been inserted in the back as it gives a better balance and draws from center of the handle. In order to do that it is a little harder to make and shape the blade and also harder to insert it in the handle, but we believe it makes a better knife.

6 A worn out file was the easiest and cheapest piece of steel for the Indian to get so that is what was used the most. However, the better the steel, the better the knife. The file could be ground to shape and the only blacksmith work needed was to make the bends. That could be done easily in an open fire.

11 Most every man can remember that glorious day when he received his first knife. Chances are it was a jackknife that Santa Claus gave him, and it stands out as a high spot in his early life. What a grand time he had whittling until some one caught him pulling the knife instead of pushing it. Most likely he 'snuck' out behind the barn where he could whittle to his heart's content. Since that jackknife was beveled on both sides he soon cut himself and had proof that people were right. From that day on all he ever did was whittle a few shavings or sharpen a pencil.

14 Now some of the older men can remember seeing their grandfather using a 'peculiar knife', and drawing it towards himself and making shavings "as long as that".

grandpa was supposed to have been an expert but the knife must have been a crooked knife and grandpa got a lot of credit he didn't deserve. No one was allowed to touch his knife for

He was like some of us
He cut a little
-Wm-

or "one Randed draw knives"

We call them all crooked knives and some people call them all "draw knives." Webster describes what we call a "Draw shave". But an Indian names them by the number of bands in the blade a "one, two or three crooked working tool".

Personally I like the "squaw knife" best because the notch gives an extra brace for the thumb. Also the top end lends itself to an added personal touch. A boyscout cooking a hot dog on a stick over an open fire, for a scoutmaster, a bathing beauty, for a swimming instructor who did a good job, a lobster, for a man who cooked plenty, an Indian Chief, for the chief of police in our town, or just the initials of some of our friends, a Dentist wanted a knife once and I told him I would carve a set of false teeth on it. He objected, said he had to look at teeth all day and he'd be damned if he wanted to look at them on his time off. A girl scout climbing a mountain, for a park ranger who took "a busman's holiday" and did a good turn.

People often ask me, "If a crooked knife is as good as you say it is, why isn't it used more?" All I can say is that we are educated against it. To most people a knife is a knife and when they think of pulling a knife towards themselves, they have a creepy feeling in their "tummies". It has been "whittle from you, never cut you" with the idea that the only knife ever used is a jackknife.

Most every man can remember that glorious day when he received his first knife. Chances are it was a jackknife that Santa Claus gave him, and it stands out as a high spot in his early life. What a grand time he had whittling until some one caught him pulling the knife instead of pushing it. Most likely, if he was like some of us, he sulked a little then snuck out behind the barn where he could whittle to his heart's content. Since that jackknife was beveled on both sides he soon cut himself and had proof that people were right. From that day on all he ever did was whittle a few shavings or sharpen a pencil.

My youngsters, when they became old enough to have a knife, were given a "squaw knife" and I don't remember that they ever cut themselves with one. However, they got plenty of cuts with jackknives.

When the oldest girl went into a certain class in college, the Professor said, "Isn't your father the man who believes in committing suicide?" All she could gasp was a startled "What?" then the class began to laugh and he said, "Isn't he the man who makes crooked knives?" All she could say was a weak "Yes". He said, "I thought so. I have one of his knives and never dared to use it". Seems to me the better educated we become the more things we think about to send chills up and down our spine. We take a dislike to many things by just thinking and never trying them to find out that many of the things we think are not so.

as one man said "It is surprising what a man can think if he tries hard enough."

Now, the why of a crooked knife. I said it was easier and most men proved that for themselves in their boyhood but back in prehistoric times some Indians found he could fasten a sharp stone in a wooden handle and do a good job with it by pulling it toward him. His parents didn't stop him so the crooked knife was handed down.

The woodsmen saw that the idea was good and so there was from one to half a dozen in every . A good many men today can remember their grandfather making "Shavings as long as that" but the tendency has been "don't touch the fiddle until you learn how to play". Which brings up the next thing, safer. Can you imagine a man taking his eyes off a sharp knife coming towards his middle? Try it, a person just don't use a crooked knife carelessly. Also, it is easier to use and easier to stop. It doesn't come out of the cut unexpectedly. You hold your work beyond where you are cutting, your work is supported across your lap and if you want, you can brace the other end. You can't cut yourself unless you tip the knife on purpose or your work is so thin you cut clear through it. When you cut beyond the end of your work you tighten your elbow against your side as the knife leaves the work your elbow bumps and the knife stops.

Can you imagine a group of Indians in a small camp and one pushing a knife into his neighbor? No, the only danger is when you look at a crooked knife for the first time.

You hand a person a crooked knife and the first thing he does is draw his fingers across it to see if it is sharp. You wouldn't do that with a razor - you would take it for granted that it was sharp.

Now a good crooked knife is as sharp as a razor and has been used for that purpose. No, a crooked knife is safe if it is used right. I have made a good many in the last thirty years and have never heard of anyone getting cut. Folks have a whole lot of respect for a crooked knife.

when it was used right.

Not only that but once a man has a knife and uses it, it belongs to him as I found out when I tried to borrow some in order to take the pictures. So if you want to whittle with a knife that cuts as true as a plane

make yourself a crooked knife and use it until it belongs to you.

much for history. Now to tell how they are held, how they are made and how they are used. Some folks may want to stop right here for a crooked knife is made to be pulled and not pushed. However, let me say, and any one who ever used a crooked knife will bear me out, a crooked knife is the easiest to use, the safest and does a better job than any other kind of a knife.

Put the point of the right thumb in the hollow of the palm of the left hand, turn until you can close the fingers of the right hand about the left wrist. Then let both hands drop, nearly to the lap in a natural position. Your left hand represents a crooked knife handle with the blade pointing to the left and sharp edge towards you. Now, what you want is a blade, flat on the back next to your work and beveled edge up, that is bent enough so the blade will be horizontal when you hold the handle in that position to work. Personally, I like to have the blade tip towards my work just a little, so I make that first bend at an angle thus

very little
Not ~~very much~~, just enough so it will take a thin shaving when my hand is held straight. This can also be done by tipping the tang forward a little and setting the shank into the handle at an angle.


Next, I like to make a drawing out from heel to point so I bend the blade back a little. Some people want the blade to curve back the whole length.

Every man to his own choice. ①

Under some conditions and working on certain things, folks want a third bend in the point or

Now for the handle, again it is every man to his own choice. Here we kind of split them up into three general types. Those that have a tendency to turn up at the end we call a "crooked knife", those that turn down "draw knives" and straight on the back with a notch for the thumb "squaw knife" or woman's knife. Thus

⑧ Put the point of the right thumb in the hollow of the palm of the left hand, then turn until you can close the fingers of the right hand about the left wrist. Then let both hands drop, nearly to the lap in a natural position. Your left hand represents a crooked knife handle with the blade pointing to the left and sharp edge towards you. Now, what you want is a blade, flat on the back next to your work and beveled edge up, that is bent enough so the blade will be horizontal when you hold the handle in that position to work. Personally, I like to have the blade tip towards my work just a little, so I make that first bend at an angle thus



PICTURES

Not every much, just enough so it will take a thin shaving when my hand is held straight. This can also be done by tipping the tang forward a little and setting the shank into the handle at an angle.

Next, I like to make a drawing out from heel to point so I bend the blade back a little. Some people want the blade to curve back the whole length.

PICTURES

Every man to his own choice.

Under some conditions and working on certain things, folks want a third bend in the point or what we call a "Passanquaddy blade". Don't ask me why - I don't know. Maybe the Indians down there use it making lobster pots or plugs or something.

PICTURE

Now for the handle, again it is every man to his own choice. Here we kind of split them up into three general types. Those that have a tendency to turn up at the end we call it a "crooked knife", those that turn down "draw knives" and straight on the back with a notch for the thumb "squaw knife" or woman's knife. Thus

PICTURES

We call them all crooked knives and some people call them all draw knives. Webster describes what we call a "Draw shave". But an Indian names them by the number of bends in the blade a one, two or three crooked working tool.

⑪. Some of the older men can remember seeing their grandfathers using a "peculiar knife" drawing it toward himself and making shavings "as long as that." grandpa was supposed to have been an expert but the knife must have been a crooked knife and grandpa got a lot of credit he did not deserve. No one was allowed to touch his knife for the tendency was "don't touch the fiddle until you learn how to play".

I said a crooked knife was easier to use and most men ^{have} proved ~~it~~ for themselves that you can pull a knife easier than push it, more than that, and far more important, it is easier to stop. It does not come out of the cut unexpectedly. you hold your work beond where you are cutting, your work is supported across your lap and if you want, you can brace the other end. you can't cut yourself unless you tip the knife or your work is so thin you cut clear through it. when you cut beond the end of your work you tighten your elbow against your side as the knife leaves the work your elbow bumps and the knife stops

Can you imagine a man taking his eyes off a sharp knife coming towards his middle? Try it. A person does not use a crooked knife carelessly. The greatest danger is when you look at a crooked knife for the first time. you For some reason the first thing a person does is draw his fingers, or thumb across the blade to see if it is sharp. you wouldn't do that with a razor - you would take it for granted that it was sharp. Now a crooked knife should be as sharp as any razor and has been used for that purpose. No, it's safe as long as it is used right and most folks have a whole lot of respect for a crooked knife

① If you shape the blade mostly by forging you will find this bend will come naturally. as ^{you} thin down the edge of the blade it will keep bending back. The hardest job is to keep the blade straight. Personally I forge mine out of $\frac{1}{4}$ " inch square stock and am careful not to hammer on the edge of blade. It tends to make hard places in the cutting edge. ~~also in making a blade out of a file I forge them out of a three cornered file rather than a flat file.~~

a $2\frac{3}{4}$ to $3\frac{1}{4}$ inch blade is long enough for ordinary whittling
4 $4\frac{3}{4}$

② As for the wood to use I think basswood was used a good deal since it is light, easily worked and does not split easily. However most men picked a small tree that had a crook such as they wanted, no matter what kind of wood it ~~was~~ ^{was}. An Indian would take a root off the first small tree he came to while a white man might hunt half a day for ^{small} ones with the right crook in it. at one camp in Canada there was a small crooked rock maple tree growing in front of the office camp door. we had been there eight months when an Indian came along and cut it. He cut off a billet, split it and had

(10) People often ask me, "If a crooked knife is as good as you say it is, why isn't it used more?" All I can say is that we are educated against it. To most people a knife is a knife and when they think of pulling a knife towards themselves, they have a creepy feeling in their "tummies". It has been "whittle from you, never cut you" with the idea that the only knife ever used is a jackknife.

(12) My youngsters, when they became old enough to have a knife, were given a "squaw knife" and I don't remember that they ever cut themselves with one. However, they got plenty of cuts with jackknives.

(13) (12) The youngest girl, a counselor in a girl scout camp, was told not to let the scouts see her whittling as it might give them ideas. When the oldest girl went into a certain class in college, the Professor said, "Isn't your father the man who believes in committing suicide?" All she could gasp was a startled "What?" When the class began to laugh, He said, "Yes Isn't he the man who makes crooked knives?" All she could say was a weak "Yes". He said, "I thought so. I have one of his knives and never dared to use it". Seems to me the better educated we become the more things we think about to send chills up our backs. We take a dislike to many things by just thinking and never trying them to find out ~~half~~ the things we think are not so.

and down on spine

A many of

Two Randles partly made, a right handed one for himself
and a left handed one for me, ^{part} ~~away~~ to the front hand,
~~white white men are still a little bit dumb in the wood.~~

③ When inserting the blade into the handle I have found that if I drill the hole for the tang first I can do a better job. The hole should be a little ~~deeper~~ ^{deeper} than the length of the tang. This will hold one end of the blade so you can mark on both sides of the shank. Make the first two cuts with a knife along these marks, then I use a small piece of hacksaw blade inserted in a piece of dowel to saw down the depth of the shank. What is left between the two cuts I take out with a small chisel made out of a Dentist's tool. The tighter the tang fits the better as long as it is not ~~tight~~ does not ~~split~~ ^{split} the handle.

④ Now for the wrapping. In the old days heavy cord or rawhide was used but these are apt to stretch. Sometimes lead was cast around the handle. In those days tea came wrapped in lead foil that the woodman or Indian could melt down. I have seen some wrapped with "hay wire" or "bailing wire" but that is too coarse to make a good job. I have used adhesive tape out of the medicine kit but find a light wire best of all. I drill two small holes through the handle so I can pull the wire tight. Then the wrapping can be soldered or a liquid solder works all right.


Most every man can remember when he received his first knife. Chances are it was a jackknife that Santa Claus brought him. That really was ^{one of the} high spots in his life. Boy, thinking real hard! He can remember how his folks and perhaps others talked to him when he was caught whittling towards himself rather than passing the knife the hard way. Gee how he wished he had a knife that fitted his hand and was made so that it would cut just as little or as much as he wanted and would cut smooth and as true as a plane. Naturally he snuck out behind the barn where he could whittle to his heart's content in any way that he wanted to. Since that jackknife was beveled on both sides he soon cut himself and he had proof that people were right. Since that day about all he ever did was whittle shavings or shape a pencil. What that boy needed was a crooked knife. Now

I am not saying some hundred million parents are wrong because I know they are right, but I do say that a "draw knife" made for the purpose is the easiest to use, safest to use and does a better job. I also believe that a great many men would have things they could point to with pride that they made as a boy and wood carving would still be one of their hobbies.

First let's tell how a crooked knife is made but how it is made depends on the shape and size of a man's hand. It also depends on how far he can turn his wrist back and whether the last joint is ~~straight~~ ^{flexible} ~~or~~ ^{curved} ~~upward~~ ^{backward}. Put the point of the right thumb in the hollow of the palm of the left hand, turn until you can close the fingers of the right hand about the left wrist. Then let both hands drop, nearly to the lap in a natural position. Your


left hand represents a crooked knife handle with the blade pointing to the left and sharp edge towards you. Now what you want is a blade, flat on the back next to your work and beveled edge up, that is bent enough so as the blade will be horizontal when you hold the handle in a comfortable position to work.

Personally I like to have the blade tip towards my work just a little so I make that first bend at an angle thus




Not very much just enough so that it will take a thin shaving when my hand is held straight. This can also be done by tipping the tang forward a little and setting the sharp into the handle at an angle.


Next I like to make a drawing cut from heel to point so I bend the blade back a little. Some people want the blade curve back the whole length. Every man to his own choice.



Under some conditions and working on certain things folks want a third bend in the point or what we call a "Passamaquoddy blade". Don't ask me why I don't know, maybe the Indians down here use it making lobster pots, or plugs or something




Now for the handle, again it is every man to his own choice. Here we kind of split them up into three general types. One that have a tendency to turn up at the end we call is a "crooked knife", those that turn down "draw knives" and straight on the back with a notch for the thumb a "square knife" or woman's knife. Thus



① If the blade is shaped by forging this bend will come naturally, as you work down towards the cutting edge the blade will keep bending back. The hardest job is to keep the blade straight. you should never hammer on the ~~edge of the blade~~ cutting edge to straighten as this tends to make hard ^{plus} on the cutting edge.

a $2\frac{3}{4}$ to $3\frac{1}{4}$ inch blade is long enough for ordinary whittling. For making a canoe paddle you need a 4 to $4\frac{1}{2}$ inch blade but I have two that have not been used in the last ten years.



We call them all crooked knives and some people call them all draw knives, Webster describes what we call a "Draw shave". But an Indian names them by the number of bends in the blade a one, two or three crooked working tool.

Now the why of a crooked knife. I said it was easier and most men proved that for themselves ~~when~~ ^{but} in their boy hood but back in prehistoric times some Indian found he could fashion a sharp stone in a wooden handle and do a good job with it by pulling it toward him. His parents didn't stop him so the crooked knife was handed down. Of course the white man had to improve on it some way so he decorated it sometimes to the nth degree.

The woodman saw that ^{the idea} it was good and soon there was from one to half a dozen in every Brit. a good many men today can remember their grandfather making "Shaverings as long as that" but the tendency has been "Don't touch the fiddle until you learn how to play", which brings up the next thing, Safer. Can you imagine a man taking his eyes off a sharp knife coming towards his middle? Try it, a person just don't use a crooked knife carelessly. also it is easier to use and easier to stop. It don't come out of the cut unexpectedly. you hold your work beand where you are cutting your work is supported across your lap and if you want you can brace the other end. you cant cut yourself unless you tip your knife on purpose or your work is so thin you cut clean through it. When you cut beand the end of your work you tighten

your elbow against your side, as the knife leaves the work your elbow
bumps and the knife stops. Can you imagine a group of Indians in
a small camp and one pushing a knife into his neighbors? No the
only danger is when you look at a crooked knife for the first time.
You hand a person a crooked knife and the first thing they do
is draw their fingers across it to see if it's sharp, you wouldn't
do that with a razor you would not for granted it is sharp.
Now a good crooked knife is as sharp as a razor and has been
used for that purpose. No a crooked knife is safe if it is used right.
I have made a good many in the last thirty years and have never
heard of anyone getting cut. Folks have a whole lot of
wasted for a crooked knife

"Randle"
The "square knife" is also easier to make. all you need is piece of wood 1" X 1 1/4" X 8". ~~The~~ It can be sawed out on a bandsaw, or jig saw and nearly finished with a wood rasp. I like to use birdseye maple - but it has it's draw backs. It is harder to carve and harder to insert the blade. Then when you get it done people say "Oh what a beautiful piece of wood." You have to call their attention to the carving and they say, "yes, I know, but what does it represent?" Some day I hope to carve a Randle that people will notice but even then some one will mostlily want to know where I picked it up. Perhaps that is what makes a good hobby. Your master piece is never finished.

① If the blade is shaped by forging this bend will come naturally. As the edge is hammered the blade will keep bending back. The hardest job is to keep the blade straight, as there will be hard places in the cutting edge if you hammer the edge of the blade.

"Are you coming?" he asked.
"No," I replied.

③ When we first went into Canada a
North shore Indian girl laughed at our
crooked knives and showed us her
knife. Naturally we made a copy and
~~it wasn't long before the men in~~
the crew wanted to borrow "That Squaw's
knife" soon it became just the Squaw
knife. Many years later a Passanagody
Indian was looking at my collection
and he pointed at one and said "That's
a woman's knife" so I guess I wasn't named
far wrong

Personally I like the "square knife" best
of all. The notch gives ~~an added~~ brace for
the thumb and the top end lends itself
to ~~an~~ ^{added} personal touch. —

all you need is an 1" by 1 1/4 inch square
stock. It can be shaped by a bandsaw
or jig saw then pretty well finished
with a wood rasp.