

ZONING

SUBURBAN RESIDENTIAL

TAX ASSESSOR'S TAX MAP and LOT

MAP	LOT
U11	8
U11	9
U13	112

APPLICANT

MSAD 51

357 TUTTLE ROAD
CUMBERLAND, MAINE 04021
(207) 839-4000

OWNER

MSAD 51

357 TUTTLE ROAD
CUMBERLAND, MAINE 04021

INDEX

C-1	COVER SHEET & INDEX
C-2	GENERAL NOTES & LEGEND
C-3	OVERALL NEIGHBORHOOD & ABUTTER MAP
C-4	PROPERTY PLAT
C-5	EXISTING CONDITIONS & TOPOGRAPHIC SURVEY
C-6	OVERALL SITE PLAN WITH NATURAL RESOURCES LOCATIONS AND GEOTECHNICAL EXPLORATION INFORMATION (CURRENT PERMIT) APPLICATION PLAN
C-7A	EXISTING OVERALL SITE MASTER PLAN
C-7B	PROPOSED OVERALL SITE MASTER PLAN
C-8A	SITE LAYOUT PLAN
C-8B	SITE LAYOUT PLAN WITH DETAIL REFERENCES
C-8C	HIGH SCHOOL SITE LAYOUT PLAN
C-9	SELECT EXPANDED VIEWS
C-10	LANDSCAPE PLAN (BY CARROL ASSOCIATES)
C-11*	LANDSCAPE PLAN: SCHEDULE AND DETAILS (BY CARROL ASSOCIATES)
C-12	SITE GRADING & DRAINAGE PLAN
C-12A	HIGH SCHOOL SITE GRADING & DRAINAGE PLAN
C-13*	VACANT
C-14	UTILITY PLAN
C-15	EROSION & SEDIMENT CONTROL PLAN
C-15A*	EROSION CONTROL PLAN FOR HIGH SCHOOL EXPANSION
C-16	EROSION & SEDIMENT CONTROL PLAN: NARRATIVE
C-17	EROSION & SEDIMENT CONTROL PLAN DETAILS
C-18	MISCELLANEOUS SITE DETAILS
C-19	POND GROUTING/DIRT BAG/LEVEL LIP SPREADER END DETAILS
C-20	STORMWATER MANAGEMENT PLAN, PROFILE & SECTIONS FOR POND 1
C-20A	STORMWATER MANAGEMENT PLAN, PROFILE & SECTIONS FOR POND 1 (INTERMEDIATE)
C-21	STORMWATER MANAGEMENT PLAN, PROFILE & SECTIONS FOR POND 2
C-21A	STORMWATER MANAGEMENT PLAN, PROFILE & SECTIONS FOR POND 3
C-22	STORMWATER SYSTEM DETAILS
C-23	PAVEMENT MARKING/CURB DETAILS
C-24	ATHLETIC FIELD DETAILS
C-25	ATHLETIC FIELD AND FENCING DETAILS
C-26	TYPICAL ACCESS DRIVE SECTIONS AND PAVEMENT DETAILS
C-27	UTILITY & STORM DRAIN DETAILS
C-28	WATER MAIN DETAILS
C-29	MISCELLANEOUS SITE DETAILS
C-30	MISCELLANEOUS SITE DETAILS
C-31	ACCESS DRIVE PROFILES
C-32	ACCESS DRIVE PROFILES
C-33	STORM DRAIN PROFILES
C-34	STORM DRAIN PROFILES
C-35	STORM DRAIN PROFILES
C-36	OFFSITE DRAINAGE PLAN AND PROFILE
C-37	UTILITY PROFILES
C-38	IRRIGATION PLAN
C-39	CLASS B HIGH INTENSITY SOIL SURVEY BY S.W. COLE
C-40	PREDEVELOPMENT WATERSHED PLAN
C-41	POSTDEVELOPMENT WATERSHED MAP (INITIAL CONSTRUCTION INCLUDING MIDDLE SCHOOL)
C-41A	POSTDEVELOPMENT WATERSHED MAP (CAMPUS COMPLETION)
C-41B	POSTDEVELOPMENT WATERSHED MAP (MIDDLE SCHOOL SUBCATCHMENTS)
C-42	RETAINING WALL PLANS, PROFILES, AND DETAILS
C-43	RETAINING WALL PLAN AND PROFILES
T1	TITLE SHEET
A1.1	FIRST FLOOR PLAN
A1.2	SECOND FLOOR PLAN
A2.1	EXTERIOR ELEVATIONS
A2.2	EXTERIOR ELEVATIONS
A2.3	EXTERIOR ELEVATIONS
E1	EXTERIOR ELECTRICAL PLAN (LIGHTING)
E-1A	ELECTRICAL SITE PLAN
G-1	EXPLORATION LOCATION PLAN
G-2	TOPSOIL EXPLORATION PLAN
G-3	TOPSOIL REMEDIATION AREAS
G-4	IMPACTED TOPSOIL DISPOSAL AREAS
*=	NOT INCLUDED WITH SUBMISSION

I HEREBY ACKNOWLEDGE THAT THESE PLANS AND SPECIFICATIONS WERE PREPARED
UNDER MY DIRECT SUPERVISION, AND THAT I AM A DULY REGISTERED PROFESSIONAL
ENGINEER UNDER THE LAWS OF THE STATE OF MAINE AND THAT I AM COMPETENT TO
PREPARE THIS DOCUMENT.

WILLIAM G. HOFFMAN, P.E.#4105

SITE DEVELOPMENT PLANS FOR MSAD 51 MIDDLE SCHOOL 357 TUTTLE ROAD CUMBERLAND, MAINE STATE / LOCAL PERMIT APPLICATION SET ON SITE IMPROVEMENTS

MARCH, 2002
(UPDATE OF MAY 2002)

UTILITIES

WATER
PORTLAND WATER DISTRICT
225 DOUGLASS ST., PO BOX 3553
PORTLAND, ME 04112-3553
TEL: (207) 774-5961

SEWER
TOWN OF CUMBERLAND
290 TUTTLE ROAD
CUMBERLAND CENTER, ME 04021
TEL: (207) 839-5559

ELECTRIC
CENTRAL MAINE POWER
162 CANCO ROAD
PORTLAND, ME 04103
TEL: (800) 565-3161

TELEPHONE
VERIZON
5 DAVIS FARM ROAD
PORTLAND, ME 04103
TEL: (207) 797-1776

CABLE TV
TIME WARNER CABLE
115 JOHNSON ROAD
PORTLAND, ME 04102
TEL: (207) 775-3431

GAS
NOT APPLICABLE

CALL BEFORE YOU DIG
(DIGSAFE) TEL: (800)225-4977

PERMITS

TYPE:
LOCAL
SITE PLAN APPLICATION
/ SPECIAL EXCEPTIONS

BUILDING PERMIT

STATE
MADEP SITE LOCATION OF DEVELOPMENT
PERMIT AMENDMENT

NRPA WETLAND ALTERATION PERMIT

MDOT TRAFFIC PERMIT

DEVELOPER/STATE AGREEMENT

**MADEP VOLUNTARY REMEDIAL
ACTION PLAN (VRAP)**

FEDERAL
U.S. ARMY CORPS OF
ENGINEERS SECTION
404 PERMIT

NPDES PERMIT:

ISSUING AGENCY:

BOARD OF ADJUSTMENT
TOWN OF CUMBERLAND TOWN HALL
290 TUTTLE ROAD
CUMBERLAND CENTER, ME 04021

TOWN OF CUMBERLAND TOWN HALL
290 TUTTLE ROAD
CUMBERLAND CENTER, ME 04021

MAINE DEPARTMENT OF
ENVIRONMENTAL PROTECTION
312 CANCO ROAD PORTLAND,
MAINE 04103

MAINE DEPARTMENT OF
ENVIRONMENTAL PROTECTION
312 CANCO ROAD PORTLAND,
MAINE 04103

MAINE DEPARTMENT
OF TRANSPORTATION
TRANSPORTATION BUILDING
AUGUSTA, MAINE 04333-0016
(207) 289-2551

MAINE DEPARTMENT
OF TRANSPORTATION
TRANSPORTATION BUILDING
AUGUSTA, MAINE 04333-0016
(207) 289-2551

MAINE DEPARTMENT OF
ENVIRONMENTAL PROTECTION
312 CANCO ROAD PORTLAND,
MAINE 04103

U.S. ARMY CORPS OF ENGINEERS
RR 2, BOX 1685
MANCHESTER, MAINE 04351
TEL: (207) 623-8367

U.S. ENVIRONMENTAL PROTECTION
AGENCY REGION 1
JFK FEDERAL BUILDING, ROOM 2209
BOSTON, MASSACHUSETTS 02203-2211

DATE OF APPLICATION:

MARCH-02

PRIOR TO BUILDING
FOUNDATION CONSTRUCTION

MARCH-02

MARCH-02

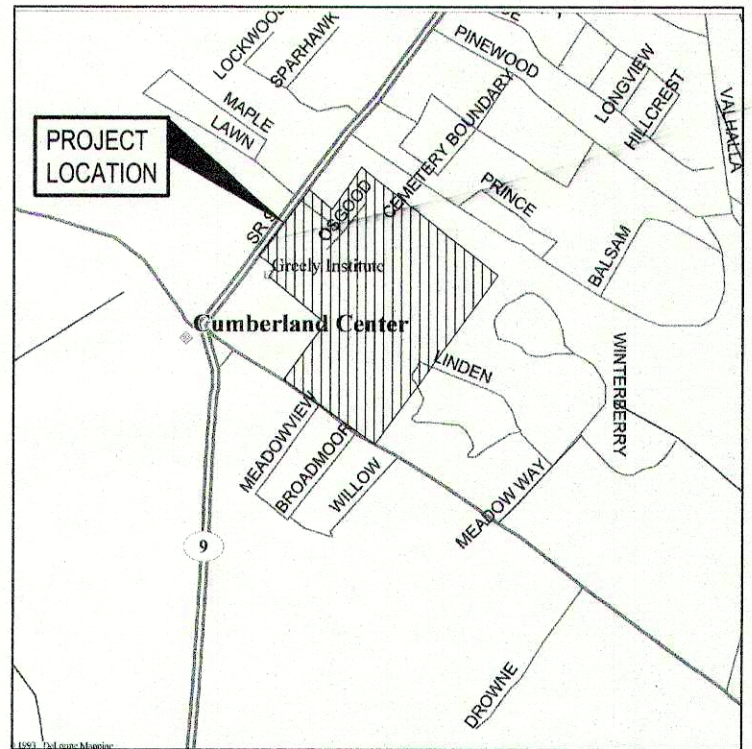
DECEMBER-01

MARCH-02

MARCH-02

48 HOURS PRIOR TO
CONSTRUCTION

STATUS:



LOCATION MAP
N.T.S.

PREPARED BY

ARCHITECTURAL CONSULTANTS:
Stephen Blatt Architects
10 DANFORTH STREET
PORTLAND, MAINE 04101
(207) 761-5911

CIVIL ENGINEER:
DeLuca-Hoffman Associates, Inc.
778 MAIN STREET, SUITE 8
SOUTH PORTLAND, MAINE 04106
TEL: (207) 775-1121

TRAFFIC ENGINEER:
DeLuca-Hoffman Associates, Inc.
778 MAIN STREET, SUITE 8
SOUTH PORTLAND, MAINE 04106
TEL: (207) 775-1121

SURVEYORS:
Owen Haskell, Inc.
16 CASCO STREET
PORTLAND, MAINE 04102
(207) 774-0424

WETLAND CONSULTANT:
Normandeau Associates
253 MAIN STREET
YARMOUTH, MAINE 04096
TEL: (207) 846-3598

LANDSCAPE ARCHITECTURAL CONSULTANT:
Carroll Associates
75 MARKET STREET
PORTLAND, MAINE 04101
TEL: (207) 772-1552

SURFACE SOILS:
S.W. Cole Engineering
286 PORTLAND ROAD
GRAY, MAINE 04039
TEL: (207) 657-2866

ENVIRONMENTAL:
S.W. Cole Engineering
286 PORTLAND ROAD
GRAY, MAINE 04039
TEL: (207) 657-2866

ELECTRICAL:
Bennett Engineering
BENNETT ROAD
FREEPORT, MAINE 04032
TEL: (207) 865-9475

MECHANICAL:
Bennett Engineering
BENNETT ROAD
FREEPORT, MAINE 04032
TEL: (207) 865-9475

APPROVALS

APPROVALS BY M.S.A.D. #51:

BY: _____ DATE: _____

APPROVED BY THE DEPARTMENT OF EDUCATION

BY: _____ DATE: _____

APPROVED BY THE STATE FIRE MARSHAL'S OFFICE

BY: _____ DATE: _____

APPROVED BY THE BUREAU OF GENERAL SERVICES

BY: _____ DATE: _____

**MSAD #51
CUMBERLAND/NORTH YARMOUTH
MIDDLE SCHOOL**

Job No: 2085.04
Date: JANUARY 16, 2002
Scale: N.T.S.
Drawn by: RGP
Checked by: WGH

Drawing Title:
**COVER SHEET
& INDEX**

C-1

Revisions		
REV	DATE	DESCRIPTION
5	3/20/02	SUBMISSION FOR FINAL REVIEW
4	1/15/02	90% REVIEW SUBMISSION
3	1/15/02	MADEP FILING
2	3/25/02	MADEP / TOWN OF CUMBERLAND SUBMISSION
1	3/07/02	DESIGN DEVELOPMENT SUBMISSION



10 Danforth Street
P.O. Box 885-D15
Portland, Maine
04103-0885
Tel: 207.761.5911
Fax: 207.761.2105
Email: sba@sbarchitects.com

Consultants

Civil Engineer
DeLuca-Hoffman Associates
Landscape Architect
Carroll Associates
Structural Engineer
Pytkham & Greer

Mechanical Engineer
Bennett Engineering
Electrical Engineer
Bennett Engineering
Kitchen Design
TJM Consulting

GENERAL NOTES:

- THIS PROJECT WILL BE SUBJECT TO THE TERMS AND CONDITIONS OF ALL PERMITS ISSUED BY THE MAINE DEPARTMENT OF ENVIRONMENTAL PROTECTION, U.S. DEPARTMENT OF THE ARMY CORPS OF ENGINEERS, MAINE DEPARTMENT OF TRANSPORTATION, LOCAL UTILITY COMPANIES AND THE TOWN OF CUMBERLAND'S SPECIAL EXCEPTION & SITE PLAN APPROVAL.
 - THE CONTRACTOR SHALL REFER TO THE ARCHITECTURAL PLANS FOR EXACT LOCATIONS AND DIMENSIONS OF THE ENTRANCES, THE EXACT BUILDING CORNERS, PRECISE BUILDING DIMENSIONS, AND EXACT BUILDING UTILITY ENTRANCE POINTS. BUILDING COORDINATES ON THE SITE PLANS ARE FOR BUILDING ORIENTATION ONLY.
 - ALL REQUIRED AND NECESSARY INSPECTIONS AND/OR CERTIFICATIONS REQUIRED BY CODES AND/OR UTILITY SERVICE COMPANIES SHALL BE PERFORMED PRIOR TO ANNOUNCED BUILDING POSSESSIONS AND THE FINAL SERVICE CONNECTIONS.
 - THE CONTRACTOR IS SPECIFICALLY CAUTIONED THAT THE LOCATION AND/OR ELEVATION OF THE EXISTING UTILITIES, AS SHOWN ON THESE PLANS, IS BASED ON RECORDS OF THE VARIOUS UTILITY COMPANIES AND, WHERE POSSIBLE, MEASUREMENTS TAKEN IN THE FIELD. THIS INFORMATION IS NOT TO BE RELIED ON AS BEING EXACT OR COMPLETE. THE CONTRACTOR MUST CALL THE APPROPRIATE UTILITY COMPANY AND DIG SAFE AT LEAST 72 HOURS PRIOR TO ANY EXCAVATION TO REQUEST EXACT FIELD LOCATION OF UTILITIES. IT SHALL BE THE RESPONSIBILITY OF THE CONTRACTOR TO RELOCATE ALL EXISTING UTILITIES WHICH CONFLICT WITH THE PROPOSED IMPROVEMENTS SHOWN ON THE PLANS.
 - MAINTENANCE OF EROSION CONTROL MEASURES IS OF PARAMOUNT IMPORTANCE TO THE APPLICANT AND THE CONTRACTOR IS RESPONSIBLE FOR COMPLYING WITH ALL EROSION CONTROL MEASURES SHOWN ON THE PLANS. ADDITIONAL EROSION CONTROL MEASURES SHALL BE INSTALLED, IF DEEMED NECESSARY, TO COMPLY WITH THE EROSION CONTROL PLAN FOR THE PROJECT, BY ONSITE INSPECTIONS OF THE OWNER, THEIR REPRESENTATIVES, OR THE TOWN OF CUMBERLAND.
 - ALL MATERIAL SCHEDULES SHOWN ON THE PLANS ARE FOR GENERAL INFORMATION ONLY. THE CONTRACTOR SHALL PREPARE HIS OWN MATERIAL SCHEDULES BASED UPON HIS PLAN REVIEW. ALL SCHEDULES SHALL BE VERIFIED IN THE FIELD BY THE CONTRACTOR PRIOR TO ORDERING MATERIALS OR PERFORMING WORK.
 - ALL MATERIALS AND CONSTRUCTION METHODS SHALL CONFORM TO MAINE DEPARTMENT OF TRANSPORTATION SPECIFICATIONS, THE PROJECT SPECIFICATIONS, AND TOWN OF CUMBERLAND REQUIREMENTS. WHERE A MORE STRINGENT APPROVAL OR STANDARD IS REQUIRED, PRICES SHALL BE BASED UPON THE MORE STRINGENT STANDARD. NOTIFY THE OWNER OF THE CONFLICT FOR A VERIFICATION PRIOR TO ORDERING MATERIALS OR CONSTRUCTION.
- SITE LAYOUT NOTES:**
- ALL ACCESSIBLE PARKING SPACES ARE TO RECEIVE ACCESSIBLE SIGNS AND PAVEMENT MARKINGS AS ILLUSTRATED ON THE DETAIL SHEETS.
 - ALL CURB SHALL CONFORM TO THE FOLLOWING SPECIFICATIONS AS NOTED ON THE PLANS:
A) SLOPED AND VERTICAL GRANITE CURB SHALL CONFORM TO NEW HAMPSHIRE DEPARTMENT OF TRANSPORTATION SPECIFICATIONS.
B) BITUMINOUS CONCRETE CURB SHALL MEET THE REQUIREMENTS OF MDOT 702.01, 703.07, AND 609.04.
 - ALL DIMENSIONING, UNLESS NOTED OTHERWISE, IS TO THE FACE OF CURB OR THE FACE OF THE BUILDING.
 - EXCEPT WHERE INDICATED OTHERWISE, THE PAVEMENT IS TO BE STANDARD DUTY PAVEMENT.
 - A 1/4" DOT 6-2" LONG TRANSITION STONE BETWEEN TYPE I VERTICAL GRANITE AND OTHER CURB TYPES IF GRANITE CURB IS ACCEPTED AS A BID ALTERNATE.
 - ALL INLETS NEAR THE GUTTER WHERE GRANITE CURB IS SPECIFIED ARE TO HAVE A TYPE 1 VERTICAL GRANITE INLET STONE. A 6-2" LONG TYPE 1 TO TYPE 5 TRANSITION STONE SHALL BE USED ON EITHER SIDE OF THE INLET WHERE THE CONTINUATION OF CURB IS TO TYPE V IF GRANITE CURB IS ACCEPTED AS AN ALTERNATE.
 - ALL ACCESSIBLE SIDEWALK RAMPS ARE TO BE CONSTRUCTED WITH 1/2" EXPOSED AT THE CROSSING OR CURRENT ADA STANDARDS.
 - A 6-2" LONG TYPE 1 TO TYPE 5 TRANSITION STONE SHALL BE INSTALLED NEAR TYPE V GRANITE CURBING, WHERE ACCESSIBLE RAMPS ARE REQUIRED.

GRADING & DRAINAGE NOTES:

- ALL STORM DRAIN PIPE SHALL BE SMOOTH BORE INTERIOR PROVIDING A MANNINGS ROUGHNESS COEFFICIENT OF N = 0.012 OR LESS, EXCEPT THAT PIPE INLETS AND OUTLETS WITH A DIAMETER OF 24" AND OVER SHALL HAVE REINFORCED CONCRETE FLANGES WITH BAR RADIOS. PIPES 18" AND SMALLER SHALL HAVE HDPE FLANGES PROVIDED AND INSTALLED IN ACCORDANCE WITH THE DETAILS OF THIS PLAN SET.
- ALL SLOPES IN EXCESS OF 3:1 HORIZONTAL TO VERTICAL ARE TO RECEIVE SPECIAL SLOPE TREATMENT AS DEFINED BY THE EROSION CONTROL NARRATIVE, DETAIL SHEETS, OR TYPICAL SECTIONS OF THIS PLAN SET.
- ALL ROOF DRAIN PIPE SHALL CONFORM WITH THE PROJECT SPECIFICATIONS AND SHALL BE INSTALLED IN STRICT ACCORDANCE WITH MANUFACTURERS SPECIFICATIONS. THE CONTRACTOR SHALL REFER TO THE ARCHITECTURAL PLANS FOR THE NUMBER AND LOCATION OF ALL ROOF DRAINS.
- ANY AS-BUILT CERTIFICATION OF THE STORMWATER MANAGEMENT SYSTEM BY A REGISTERED ENGINEER IS REQUIRED PRIOR TO THE OWNER ACCEPTING THE BUILDING. THE CONTRACTOR IS SPECIFICALLY CAUTIONED THAT ANY DEVIATION FROM THE PLANS MAY DELAY THE ACCEPTANCE OF THE PROJECT.
- CATCH BASINS SHALL BE INSPECTED IN THE SPRING AND FALL OF EACH YEAR. ANY STRUCTURES WHICH ARE INSPECTED AND HAVE AN ACCUMULATED SEDIMENT DEPTH OF 12" SHALL BE CLEANED. DISPOSAL OF ACCUMULATED SEDIMENT SHALL BE IN ACCORDANCE WITH LOCAL AND FEDERAL REGULATIONS. A DETAILED O&M MANUAL FOR STORMWATER MANAGEMENT SYSTEMS EXISTS FOR THE PROJECT AND IS AVAILABLE FROM THE OWNER.
- THE INDICATED WETLAND AREAS AND ADJACENT AREAS HAVE PERMITS FROM THE MAINE DEPARTMENT OF ENVIRONMENTAL PROTECTION. UNLESS SPECIFICALLY SHOWN AS BEING DISTURBED, THE WETLANDS ARE TO BE PROTECTED FROM DISTURBANCE AND SEDIMENTATION FROM CONSTRUCTION ACTIVITIES. THE CONTRACTOR SHALL EXERCISE EXTREME CAUTION DURING EARTHWORKS OPERATIONS TO ENSURE WETLAND AND ADJACENT AREAS ARE PROTECTED WHICH ARE NOT APPROVED FOR DISRUPTION.

UTILITY NOTES:

- ALL REQUIRED UTILITIES SERVING THE PROJECT SHALL BE COORDINATED AND CONSTRUCTED BY THE DIVISION 2 CONTRACTOR TO WITHIN 5 FEET OF THE BUILDINGS, AT A LOCATION COORDINATED WITH THE DIVISION 15 OR 16 CONTRACTOR AND THE BUILDING PLANS. DIVISION 2 WORK FOR UNDERSLAB UTILITIES WITHIN 5 FEET OF THE BUILDING FACE AND WITHIN THE BUILDING SHALL CONSIST OF TRENCHING AND BACKFILLING FOR UTILITIES. INSTALLATION SHALL BE COMPLETED BY THE DIVISION 15 OR 16 CONTRACTOR. ALL REQUIRED CONNECTION FEES SHALL BE PAID BY THE GENERAL CONTRACTOR.
- ALL WATER UTILITY MATERIALS AND INSTALLATION METHODS SHALL CONFORM TO THE PORTLAND WATER DISTRICT STANDARDS. ALL WATER DISTRIBUTION PIPING SHALL BE CLASS 52 DUCTILE IRON PIPE, CEMENT LINED AND BITUMINOUS COATED CONFORMING TO AWWA/C100 STANDARD C651. DISINFECTION OF WATER LINES SHALL CONFORM TO AWWA STANDARD C651, LATEST REVISION. DOMESTIC SERVICE SHALL BE APPROVED BY THE PORTLAND WATER DISTRICT.
- THE CONTRACTOR SHALL COORDINATE THE INSTALLATION OF THE UNDERGROUND TELEPHONE WITH VERIZON. CONTRACTOR SHALL BE RESPONSIBLE FOR TRENCHING OF CONDUITS AND SCHEDULING THE WORK WITH DIVISION 15/16 CONTRACTORS.
- THE CONTRACTOR SHALL COORDINATE THE INSTALLATION OF RISER SERVICE, THE INSTALLATION OF UNDERGROUND ELECTRIC SERVICE, AND THE INSTALLATION OF THE TRANSFORMER PAD WITH CENTRAL MAINE POWER. THE DIVISION 16 ELECTRICAL CONTRACTOR SHALL BE RESPONSIBLE FOR TOTAL INSTALLATION OF THE UNDERGROUND SERVICE INCLUDING BUT NOT LIMITED TO ALL CONDUIT, PRIMARY AND SECONDARY CABLES, TERMINATORS, CONNECTORS, PULL WIRES, SPARE CONDUIT, ETC.
- SANITARY SEWER PIPE SHALL BE POLYVINYL CHLORIDE PIPE MEETING THE REQUIREMENTS OF SD-35 FOR GRAVITY PIPE, UNLESS OTHERWISE NOTED ON THE PLANS. ALL SEWER UTILITY MATERIALS AND INSTALLATION METHODS SHALL CONFORM TO THE TOWN OF CUMBERLAND SPECIFICATIONS.
- THRUST BLOCKS OR LOCKING RETAINER GLANDS SHALL BE PLACED ON THE WATER DISTRIBUTION LINES AT ALL BENDS, TEES, FIRE HYDRANTS, VALVES, ETC. THE THRUST BLOCKS OR LOCKING RETAINER GLANDS SHALL MEET THE REQUIREMENTS OF THE PORTLAND WATER DISTRICT.
- THE CONTRACTOR SHALL COORDINATE THE INSTALLATION OF THE ONSITE GAS SUPPLY SYSTEM WITH GAS SUPPLIER. REFER TO MECHANICAL PLANS FOR ADDITIONAL INFORMATION.

LANDSCAPE NOTES:

- ALL PLANT MATERIALS SHALL MEET THE STANDARDS AS SET FORTH BY THE AMERICAN ASSOCIATION OF NURSERYMEN. ALL TREES ARE TO BE GUYED AND STAKED PER THE DETAIL. ALL TREES, SHRUB BEDS, ETC. ARE TO BE MULCHED WITH 4" OF SHREDDED HARDWOOD BARK MULCH.
- ALL DISTURBED AREAS ARE TO RECEIVE A MINIMUM OF 6" OF TOPSOIL PRIOR TO PERMANENT SEEDING.
- SUBSTITUTIONS TO THE PLANTING PLAN MUST BE APPROVED BY THE OWNER AND THE TOWN OF CUMBERLAND.
- ALL PLANTINGS LOCATED AT THE ENTRANCE TO THE PROJECT OR AT INTERSECTIONS WITHIN THE SITE WILL BE MAINTAINED AND WILL NOT EXCEED 3 FEET IN HEIGHT WITHIN 20 FEET OF THE TRAVELWAY.
- ADDITIONAL LANDSCAPE NOTES ARE CONTAINED ON THE LANDSCAPE DRAWINGS.

PAD PREPARATION NOTE:

ALL UNSUITABLE MATERIALS, INCLUDING TOPSOIL AND THE UNDERLYING SUBSOIL, SHOULD BE REMOVED FROM THE BUILDING AREA TO A LIMIT DEFINED BY A 1' HORIZONTAL TO 1' VERTICAL SLOPE EXTENDING DOWNWARD AND OUTWARD FROM TWO FEET OUTSIDE THE EDGES OF THE FOOTINGS TO UNDISTURBED NATURAL SOILS. ANY AREAS NOT WITHIN 12" OF FINAL GRADE SHALL BE FILLED TO WITHIN 12" OF THE PROPOSED FINISH FLOW WITH COMPACTED STRUCTURAL FILL. THE REQUIREMENTS OF THE STRUCTURAL FILL ARE PRESENTED IN THE PROJECT GEOTECHNICAL REPORT.

BUILDING PAD AREAS SHALL BE DENSIFIED PRIOR TO PLACING STRUCTURAL FILL. REFER TO CONTRACT DOCUMENTS.

PROJECT PHASING:

- THE ENTRANCE FROM TUTTLE ROAD TO STA 16+00 AND THE NEW BUS DROP-OFF TO MABEL I WILSON SCHOOL SHALL BE COMPLETE WITH BINDER PAVEMENT WITHIN TEN WEEKS OF THE AWARD OF THE CONTRACT.
- THE GRAVEL PARKING LOT SOUTH OF THE TRACK SHALL NOT BE REMOVED UNTIL 65 PARKING SPACES (WITH BINDER PAVEMENT) ARE AVAILABLE FOR SCHOOL USE AT THE WESTERN END OF THE NEW MIDDLE SCHOOL LOT.
- THE MABEL WILSON POND SHALL NOT BE RESHAPED (EXCEPT THE INSTALLATION OF THE NEW OUTLET AND WORK REQUIRED FOR THE DRIVEWAYS) UNTIL THE SUMMER OF 2003.
- THE BUILDING PAD AREA SHALL BE PREPARED BY OCTOBER 15, 2002.
- THE TOPSOIL ON THE EASTERLY SIDE OF THE SITE HAS ELEVATED ARSENIC LEVELS. SPECIAL HEALTH AND SAFETY PROVISIONS, SPECIFIC LOCATIONS FOR ON-SITE PLACEMENT OF THIS LOAM AND SPECIFIC DUST CONTROL MEASURES APPLY TO THE PROJECT. REFER TO SPECIAL ENVIRONMENTAL PROJECT PROVISION SECTION 15 OF THE M&DEP APPLICATION.
- THE STORM DRAIN OUTFALL FROM POND 2 SHALL BE CONSTRUCTED WITHIN 14 WEEKS OF THE RECEIPT OF THE NOTICE TO PROCEED.

TEMPORARY UTILITY SERVICE:

THE SITE CONTRACTOR SHALL PROVIDE THE FOLLOWING TEMPORARY UTILITY SERVICES TO THE MAJOR ZONING AREA: (TO BE DETERMINED BY THE GENERAL CONTRACTOR):

- TEMPORARY ELECTRIC = 120/208 SINGLE-PHASE POWER.
- A 1 1/2" TO 2" TEMPORARY WATER SERVICE CAPPED AT THE VALVE. (AS SOON AS PRACTICABLE)
- TELEPHONE SERVICE VIA A SINGLE GROUND LINE.
- A SEWER SERVICE CONNECTION.

ZONING:

THE SCHOOL IS IN THE MEDIUM RESIDENTIAL ZONE OF THE TOWN OF CUMBERLAND. THE SCHOOL IS A USE SUBJECT TO APPROVAL AS A SPECIAL EXCEPTION BY THE BOARD OF ADJUSTMENT AND APPROVALS.

SPACE STANDARDS (SUBURBAN/RESIDENTIAL)	REQUIRED	PROVIDED
MINIMUM LOT SIZE	2 ACRES	51.4 ACRES
MINIMUM STREET FRONTAGE	150 FEET	883 FEET
FRONT YARD	35 FEET	189 FEET
SIDE YARDS	20 FEET	120 FEET
DRIVEWAYS	15 FEET FROM SIDE OR REAR YARD	43 FEET
MAXIMUM BUILDING HEIGHT	35 FEET	REFER TO SBA ARCHITECTURAL PLANS

ADDITIONAL CONDITION OF APPROVAL:

THE APPLICANT RESERVES THE RIGHT TO ADJUST THE OVERALL SITE GRADES BY UP TO 18" TO ALLOW FOR DIFFERENCES IN GRUBBING DEPTH, LOSS OF MATERIAL DUE TO WEATHER OR SCHEDULING CONDITIONS, AND TO REFLECT NEGOTIATIONS WITH THE SITE CONTRACTOR. THIS CHANGE MAY BE APPROVED BY THE STAFF OF THE CUMBERLAND PLANNING DEPARTMENT AS A DIMINUSH CHANGE.

OUTLINE OF DIVISION 2 WORK:

THE "C" (CIVIL) SERIES OF DRAWINGS, ANY "L" (LANDSCAPING) SERIES OF DRAWINGS AND ANY AND ALL EXCAVATION AND BACKFILL REQUIRED BY OTHER TRADES IS A PORTION OF THE CIVIL (DIVISION 2) WORK. FOR UTILITIES, THE DIVISION 2 CONTRACTOR IS RESPONSIBLE FOR A COMPLETE INSTALLATION OF UTILITIES UP TO A POINT 5 FEET FROM THE BUILDING FACE. WITHIN 5 FEET OF THE BUILDING AND UNDER THE BUILDING THE WORK INCLUDES ALL EXCAVATION, BEDDING AND BACKFILL OF UTILITIES. DIVISION 2 WORK ALSO INCLUDES PROVIDING THE TRANSFORMER PADS, TRENCHING AND BACKFILLING FOR ELECTRICAL CONDUIT OR CABLES, AND ALL CONCRETE FOUNDATIONS FOR LIGHTING. THE DIVISION 2 WORK INCLUDES THE PREPARATION OF THE PAD AND TRENCHING FOR THE PROPANE TANK SUPPLY SYSTEM AND EXCAVATION AND BACKFILL OF THE OIL SUPPLY TANK IF APPLICABLE. THE WORK INCLUDES ALL EXCAVATION AND BACKFILLING OF FOUNDATIONS ON THE EXTERIOR OF THE BUILDING. THE DIVISION 2 CONTRACTOR IS RESPONSIBLE FOR ALL WORK SITE GRADING AND FINAL SURFACES EXCEPT FOR CONCRETE SLABS AT STRUCTURAL ENTRANCES.

DIVISION 2 SITE ELECTRICAL:

THE DIVISION 2 SITE ELECTRICAL WORK INCLUDES SUPPLYING AND INSTALLING LIGHT POLE FOUNDATIONS, TRENCHING AND BACKFILLING FOR ALL DIVISION 16 ELECTRICAL WORK, PROVIDING AND INSTALLING THE TRANSFORMER PAD AND COORDINATION OF THE OVERHEAD UTILITY UPGRADES.

BID ALTERNATES:

REGULATORY AGENCIES CONSIDERING PERMITS FOR THE PROJECT SHOULD BE AWARE THAT THESE PROJECT ELEMENTS IDENTIFIED AS BID ALTERNATES MAY NOT BE INCLUDED IN THE PROJECT DUE TO PREVIOUSLY FIXED PROJECT BUDGETS.

THE WORK OF BID ALTERNATES IS DEFINED IN THE PROJECT MANUAL. BID ALTERNATES FOR DIVISION 2 WORK INCLUDE:

THE FOLLOWING SITE WORK ITEMS ARE BEING CONSIDERED AS BID ALTERNATES:

BID ALTERNATE C-1 - CURBING UPGRADES: A UNIT PRICE ALTERNATE WITH QUANTITIES TO ALLOW THE OWNER TO SELECT CURB UPGRADES. THE OWNER RESERVES THE RIGHT TO SELECT ANY QUANTITIES TO MATCH BUDGETARY CONSTRAINTS, ETC. THROUGH THE POST BID SELECTION OF QUANTITIES FOR THIS ALTERNATE.

BID ALTERNATE C-2 - LANDSCAPING: A UNIT PRICE ALTERNATE WITH QUANTITIES TO ALLOW THE OWNER TO SELECT TREES AND SHRUBS. BECAUSE THIS IS A UNIT PRICE, THE OWNER RESERVES THE RIGHT TO SELECT ANY QUANTITIES TO MATCH BUDGETARY CONSTRAINTS, ETC. THROUGH THE POST BID SELECTION OF PROJECT QUANTITIES FOR THIS ALTERNATE.

BID ALTERNATE C-3 - SITE IMPROVEMENTS: THIS ALTERNATE INCLUDES A MENU OF SITE IMPROVEMENTS SUCH AS BENCHES, PICNIC TABLES, BIKE RACKS, STREET PRINT, LATCH, AND SURFACE COATINGS, ETC. THIS IS A UNIT PRICE ALTERNATE AND THE OWNER RESERVES THE RIGHT TO SELECT ANY QUANTITIES TO MATCH BUDGETARY CONSTRAINTS, ETC. THROUGH THE POST BID SELECTION OF PROJECT QUANTITIES FOR THIS ALTERNATE.

BID ALTERNATE C-4 - IRRIGATION: THIS IS A LUMP SUM ITEM WHICH INCLUDES THE PUMPS, CONTROLS, SMALL BUILDING, AND ACCESSORIES AS WELL AS ALL IRRIGATION SYSTEM PIPING FOR THE NEW ATHLETIC FIELD. MODIFICATION OF THE EXISTING IRRIGATION SYSTEM IS PART OF THE BASE BID.

BID ALTERNATE C-5 - SIDEWALK SURFACE UPGRADE: THE BASE BID IS FOR BITUMINOUS CONCRETE SIDEWALK EXCEPT WHERE SPECIFICALLY SHOWN AS CONCRETE ON THE SITE PLANS. THIS BID ALTERNATE IS A UNIT PRICE ALTERNATE TO UPGRADE SIDEWALKS TO CONCRETE, OR STREET PRINT.

ACCESS RESTRICTIONS

DURING THE PERIOD OF THE YEAR WHERE SCHOOL IS IN SESSION ALL ACCESS SHALL BE FROM THE PROPOSED DRIVEWAY TO THE MIDDLE SCHOOL OFF TUTTLE ROAD. ALL CONSTRUCTION VEHICLES SHALL ALSO USE THIS ENTRANCE AS SOON AS THE STABILIZED CONSTRUCTION ENTRANCE HAS BEEN INSTALLED.

SPECIAL ENVIRONMENTAL CONDITIONS

THE PROJECT INCLUDES WORK IN AREAS OF THE SITE WHICH HAVE ELEVATED ARSENIC LEVELS. SPECIAL ENVIRONMENTAL CONDITIONS APPLY TO THE DIVISION 2 SITE WORK CONSTRUCTION AS DEFINED BY THE SPECIAL ENVIRONMENTAL CONTROLS OF THE CONTRACT. FOR FURTHER INFORMATION REFER TO THE CONTRACT DOCUMENTS.

SPECIAL CLEARING / TREE PROTECTION NOTES

THERE ARE TREES ALONG THE BORDER OF THE PROPERTY WHICH ARE TO REMAIN. NO CLEARING OR OTHER VEGETATION REMOVAL SHALL OCCUR UNTIL THE CONTRACTOR HAS MARKED THESE TREES IN THE FIELD AND THE OWNER HAS PROVIDED WRITTEN AUTHORIZATION TO COMMENCE CLEARING.

SPECIAL CONSTRUCTION MEASURES FOR THE OFFSITE STORM DRAIN:

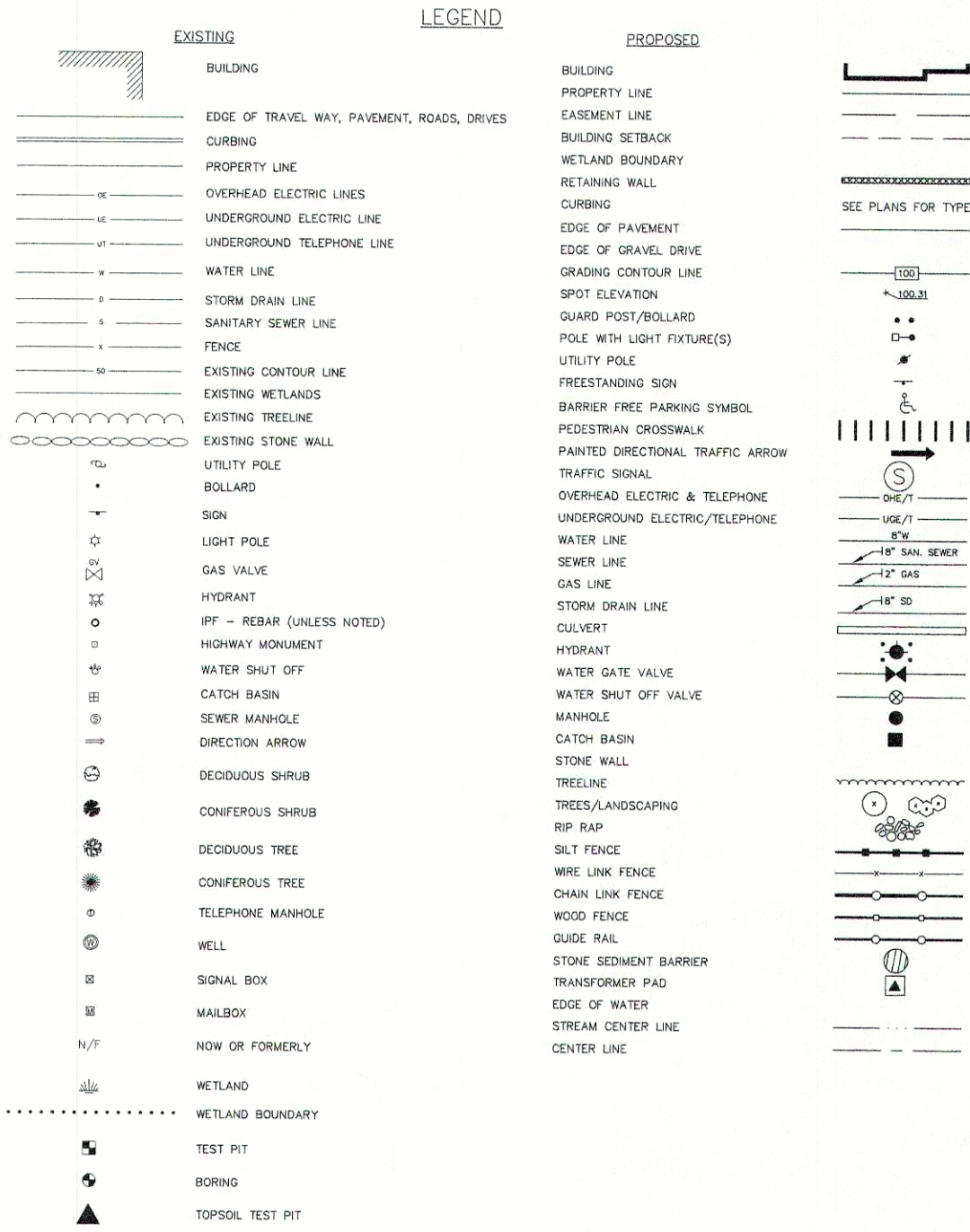
THE OFFSITE STORM DRAIN SHOWN ON DRAWING C-36 IS SUBJECT TO THE FOLLOWING RESTRICTIONS:

EXISTING TREES AND SHRUBS WITHIN THE EASEMENT AREA SHALL BE PHOTOGRAPHED AND KEYED, REPLACED IN THE FALL OF 2002

CONSTRUCTION THROUGH THE SENIOR HOUSING SHALL NOT COMMENCE UNTIL AFTER JULY 4, 2002.

CONSTRUCTION OF THE OFFSITE STORM DRAIN INCLUDING MOBILIZATION, RESTORATION, EXCEPT LANDSCAPING, AND DEMOBILIZATION SHALL BE COMPLETED WITHIN 4 WEEKS.

THIS PLAN SET EXCLUDES OFFSITE IMPROVEMENTS WHICH ARE A SEPARATE CONTRACT

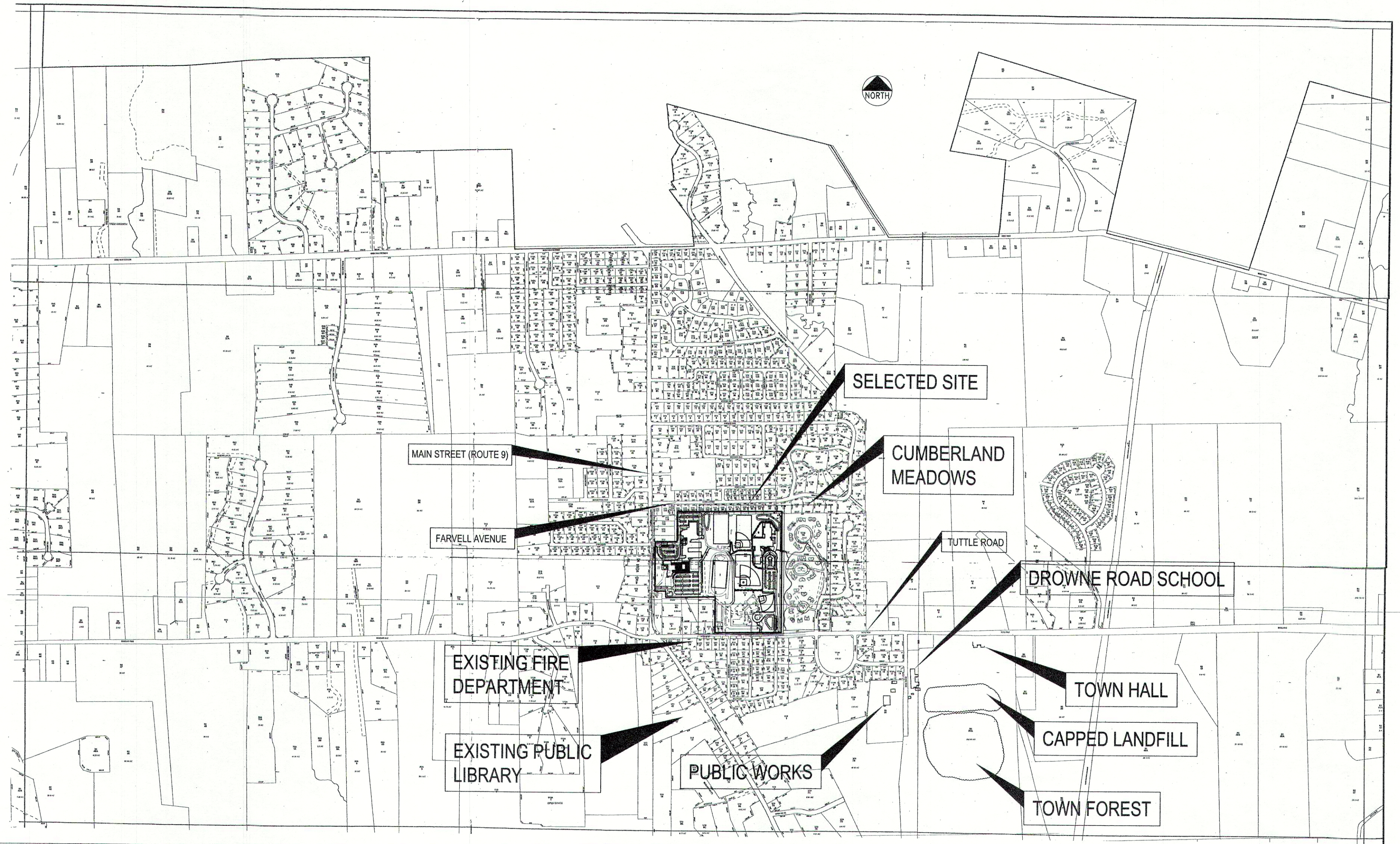


MSAD #51
CUMBERLAND/NORTH YARMOUTH
MIDDLE SCHOOL

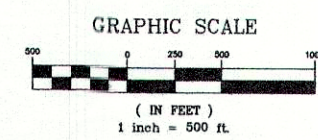
Job No.: 2085.04
Date: MARCH 5, 2002
Scale: N.T.S.
Drawn by: RGP
Checked by: WGH

Drawing Title:
GENERAL NOTES
& LEGEND

C-2




THIS PLAN IS TO SHOW THE LOCATION OF THE SELECTED MIDDLE SCHOOL SITE RELATIVE TO CUMBERLAND VILLAGE



Revisions			
REV	DATE	DESCRIPTION	
1	4/15/02	90% REVIEW SUBMISSION	
2	3/26/03	DESIGN DEVELOPMENT SUBMISSION	
3	3/07/02	DESIGN DEVELOPMENT SUBMISSION	



10 Danforth Street
Post Office Box
Portland, Maine
04102-0583
Tel: 207.625.5111
Fax: 207.625.2105
Email: ash@ashill.com



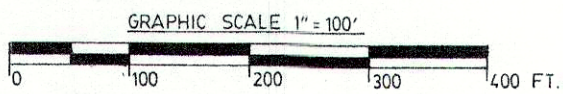
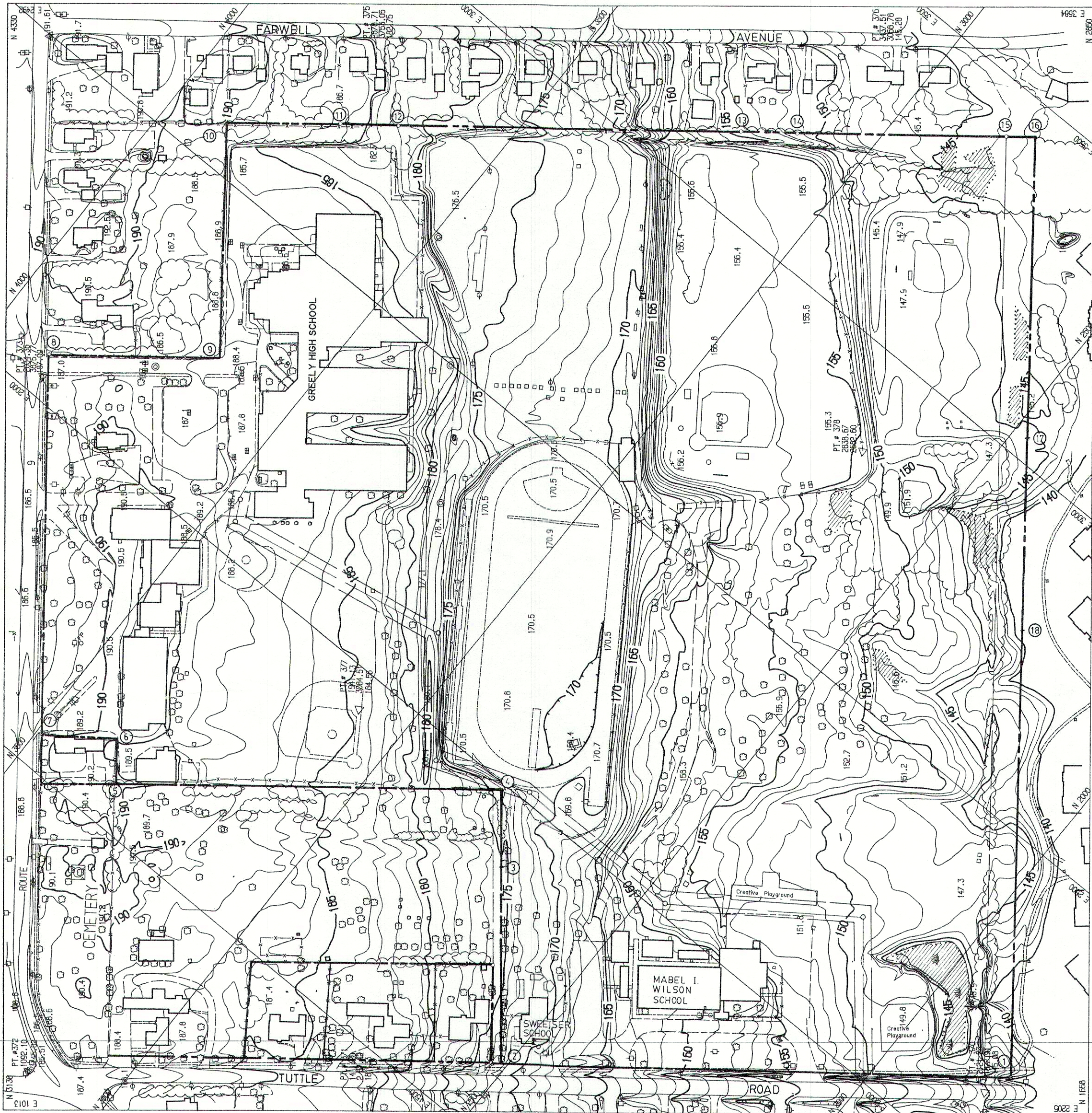
Consultants
Civil Engineer
Deluca-Hoffman Associates
Landscape Architect
Carroll Associates
Structural Engineer
Pinkham & Greer

Mechanical Engineer
Bennett Engineering
Electrical Engineer
Bennett Engineering
Kitchen Design
TJM Consulting

MSAD #51
CUMBERLAND/NORTH YARMOUTH
MIDDLE SCHOOL

Job No.: 2085.04
Date: MARCH 5, 2002
Scale: 1"=500'
Drawn by: RGP
Checked by: WGH
Drawing Title:
**OVERALL
NEIGHBORHOOD
& ABUTTER MAP**


C-3



Revisions

1 - 4/15/02 90% REVIEW SUBMISSION

10 Denforth Street
Post Office Box
339 075
Portland, Maine
04102-0583
Voice
207.762.5411
Fax
207.762.2105
Email
ash@architects.com



Consultants

Civil Engineer
DeLuca-Hoffman Associates

Landscape Architect
Carroll Associates
Structural Engineer
Pinkham & Greer

Mechanical Engineer
Bennett Engineering
Electrical Engineer
Bennett Engineering
Kitchen Design
TJM Consulting

MSAD #51
CUMBERLAND/NORTH YARMOUTH
MIDDLE SCHOOL

Job No.: 2085.04
Date: MARCH 5, 2002
Scale: 1"=100'
Drawn by: RGP
Checked by: WGH

Drawing Title:
PROPERTY PLAT

C-4

PROPERTY LINE LISTING

POINT NOS.	DISTANCE	BEARING
1 - 2	893.17	N 37° 15' 53" W
2 - 3	338.0	N 52° 13' 25" E
3 - 4	126.4	N 52° 48' 25" E
4 - 5	670.1	N 38° 31' 10" W
5 - 6	63.49	N 49° 53' 40" E
6 - 7	132 ±	N 38° 31' 10" W
7 - 8	654.57	N 52° 16' 07" E
8 - 9	300.00	S 38° 15' E
9 - 10	400.98	N 52° 28' 45" E
10 - 11	202.03	S 36° 09" E
11 - 12	99.81	S 37° 19' 28" E
12 - 13	599.30	S 38° 08' 49" E
13 - 14	99.37	S 37° 08' 00" E
14 - 15	364.85	S 38° 06' 16" E
15 - 16	50.00	S 38° 06' 16" E
16 - 17	516.22	S 52° 23' 50" W
17 - 18	327.07	S 52° 23' 50" W
18 - 19	767.61	S 52° 23' 50" W

NOTES

- THE CONTOURS SHOWN ARE FROM AERIAL PHOTOGRAMMETRY COMPILED BY JAMES SEWALL CO., OLD TOWN, MAINE, DATED APRIL 30, 1992 AND CONTROLLED BY OWEN HASKELL, INC.
- STANDARD PROCEDURE DICTATES THAT PHOTOGRAMMETRIC MAPS BE FIELD CHECKED PRIOR TO USE. IN AREAS WHICH ARE OBTAINED BY VEGETATION OR PHYSICAL FEATURES, CONTOURS AND DETAIL MAY ONLY BE APPROXIMATE.
- SOME FEATURES AND DETAILS SHOWN WERE FIELD LOCATED BY OWEN HASKELL, INC.
- WETLANDS DELINEATED BY NORMANDEAU ASSOCIATES, YARMOUTH, MAINE, AND LOCATED BY OWEN HASKELL, INC.
- BENCH MARK: SQUARE CUT IN SOUTHEAST CORNER OF CONCRETE LANDING AT SOUTHEAST CORNER OF GREELY HIGH SCHOOL BUILDING. ELEVATION 187.93, N.S.V.D. DATUM MEAN SEA LEVEL = 0.00.
- OWNERSHIP: TOWN OF CUMBERLAND, DEED BOOK 933, PAGE 65, BOOK 2277, PAGE 1, BOOK 2557, PAGE 225; BOOK 2567, PAGE 42; BOOK 2567, PAGE 40; GREELY INSTITUTE BOOK 932, PAGE 457; S.A.D. #51 BOOK 2960, PAGE 426; BOOK 2980, PAGE 80; BOOK 2986, PAGE 584.


CERTIFICATE

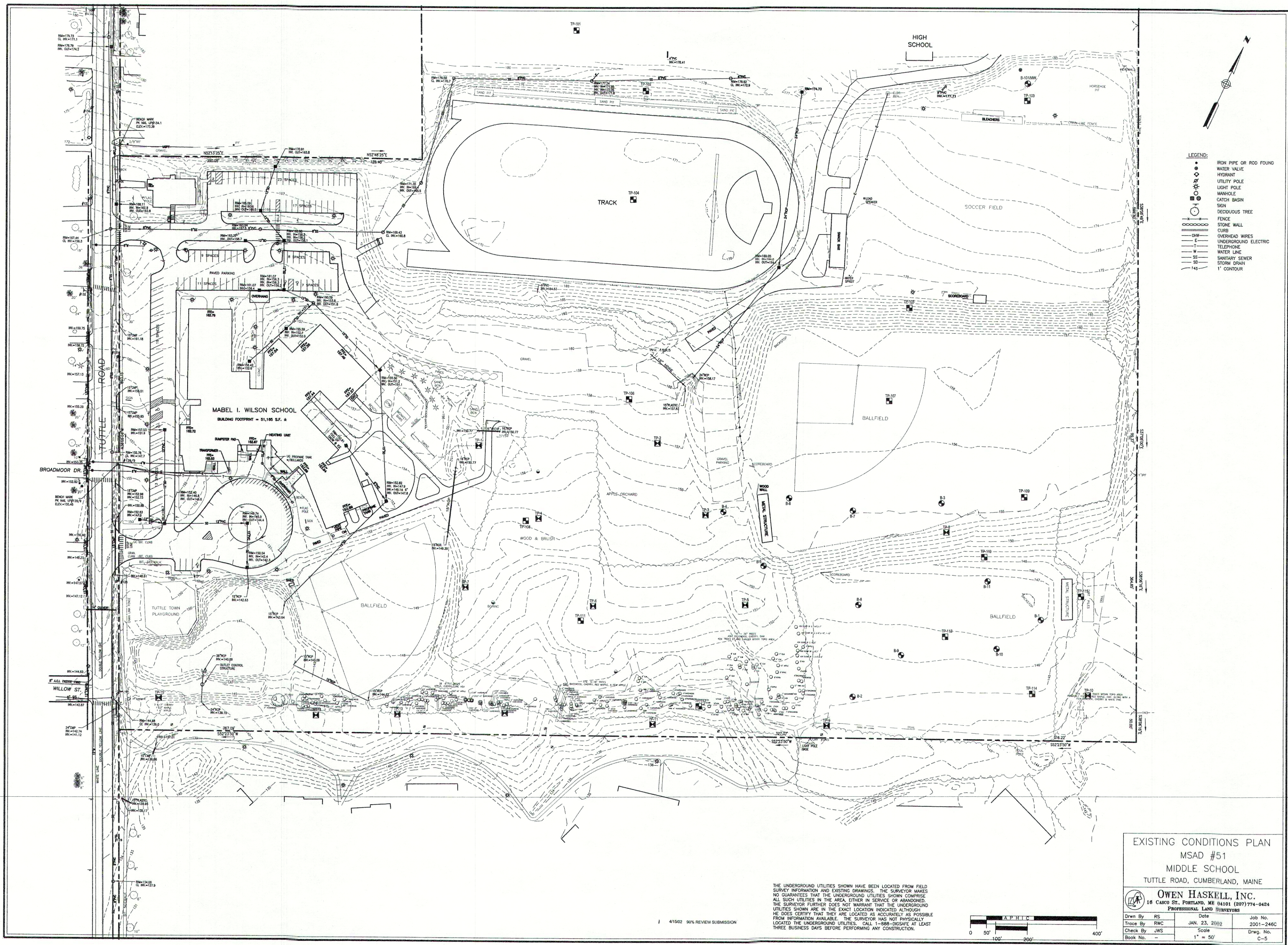
OWEN HASKELL, INC. HEREBY CERTIFIES THAT THIS PLAN IS BASED ON, AND THE RESULT OF, AN ON THE GROUND FIELD SURVEY AND THAT IT CONFORMS TO THE BOARD OF LICENSURE FOR PROFESSIONAL LAND SURVEYORS STANDARDS FOR A CATEGORY I, CONDITION II SURVEY WITH THE FOLLOWING EXCEPTIONS:

- NO DEED DESCRIPTION PREPARED
- NO SURVEYOR'S REPORT PREPARED
- NOT ALL CORNERS MARKED

John P.R. Cyr
JOHN P.R. CYR, PLS NO. 509

DATE: JAN. 4-1993



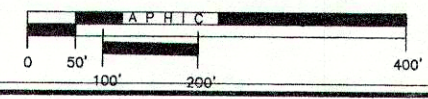


EXISTING CONDITIONS PLAN
MSAD #51
MIDDLE SCHOOL
TUTTLE ROAD, CUMBERLAND, MAINE

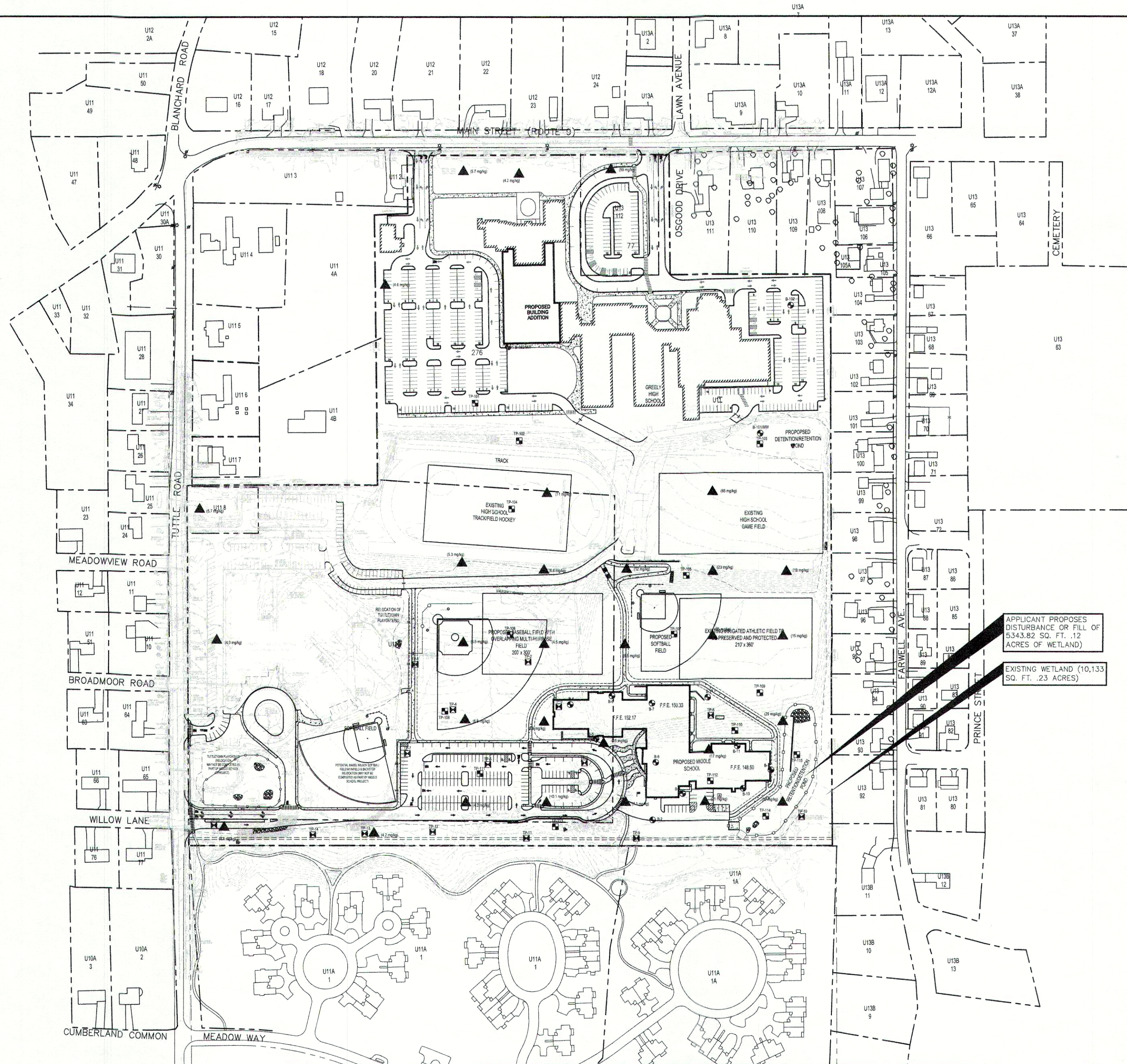
OWEN HASKELL, INC.
18 CASCO ST., PORTLAND, ME 04101 (207) 774-0424
PROFESSIONAL LAND SURVEYORS

Drawn By	RS	Date	JAN. 23, 2002	Job No.	2001-2460
Trace By	RWC	Scale	1" = 50'	Drawn No.	C-5
Check By	JWS				
Book No.					

THE UNDERGROUND UTILITIES SHOWN HAVE BEEN LOCATED FROM FIELD SURVEY INFORMATION AND EXISTING DRAWINGS. THE SURVEYOR MAKES NO GUARANTEE THAT THE UNDERGROUND UTILITIES SHOWN COMPRISE ALL SUCH UTILITIES IN THE AREA EITHER IN SERVICE OR ABANDONED. THE SURVEYOR FURTHER DOES NOT WARRANT THAT THE UNDERGROUND UTILITIES SHOWN ARE IN THE EXACT LOCATION INDICATED ALTHOUGH HE DOES CERTIFY THAT THEY ARE LOCATED AS ACCURATELY AS POSSIBLE FROM INFORMATION AVAILABLE. THE SURVEYOR HAS NOT PHYSICALLY LOCATED THE UNDERGROUND UTILITIES. CALL 1-888-INSURE AT LEAST THREE BUSINESS DAYS BEFORE PERFORMING ANY CONSTRUCTION.



4/15/02 90% REVIEW SUBMISSION




Revisions

REV	DATE	DESCRIPTION
2	5/20/02	SUBMISSION FOR FINAL REVIEW
1	1/15/02	90% REVIEW SUBMISSION
1	201.10.2005	201.10.2005



10 Danforth Street
Post Office Box
985 U-15
Portland, Maine
04102-0553
Voice
207.483.9111
Fax
207.483.9105
Email
shs@delucahoffman.com

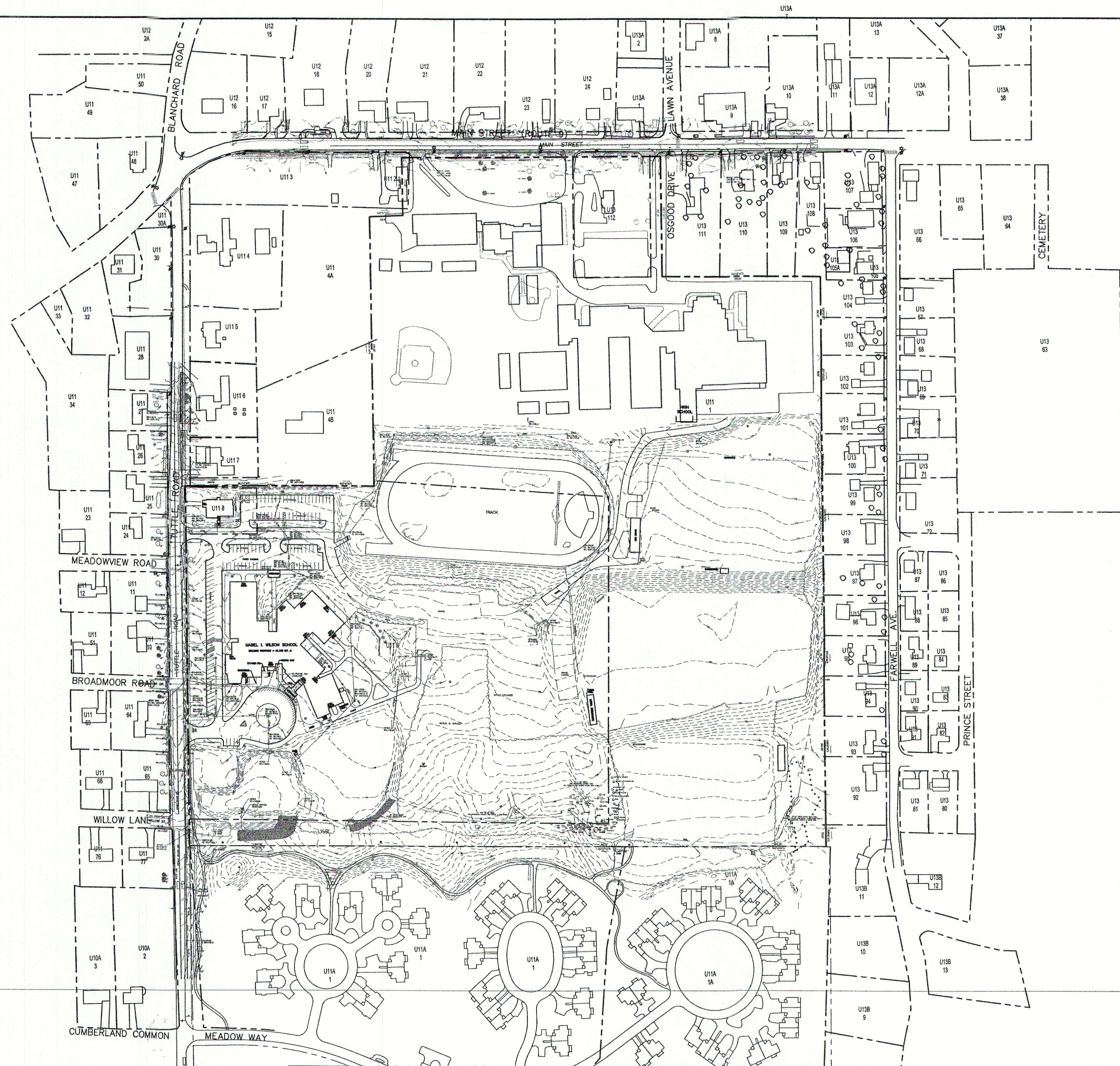


U13B
Consultants
Civil Engineer
Deluca-Hoffman Associates
Landscape Architect
Carroll Associates
Structural Engineer
Pirkin & Greer
Mechanical Engineer
Bennett Engineering
Electrical Engineer
Bennett Engineering
Kitchen Design
TJM Consulting

MSAD #51
CUMBERLAND/NORTH YARMOUTH
MIDDLE SCHOOL

Job No.: 2085.04
Date: MARCH 5, 2002
Scale: N.T.S.
Drawn by: RGP
Checked by: WGH
Drawing Title:
OVERALL SITE PLAN WITH
NATURAL RESOURCES
LOCATIONS AND
GEO-TECHNICAL EXPLORATION
INFORMATION (CURRENT
PERMIT APPLICATION PLAN)


C-6



Revisions		
REV	DATE	DESCRIPTION
3	5/25/02	SUBMISSION FOR FINAL REVIEW
2	4/15/02	SOW REVIEW SUBMISSION
1	3/25/02	MAKET / TOWN OF CUMBERLAND SUBMISSION



10 Denforth Street
P.O. Box 583
Portland, Maine 04107-0583
Tel: 207.763.4411
Fax: 207.763.2105
Email: dho@delucahoffman.com

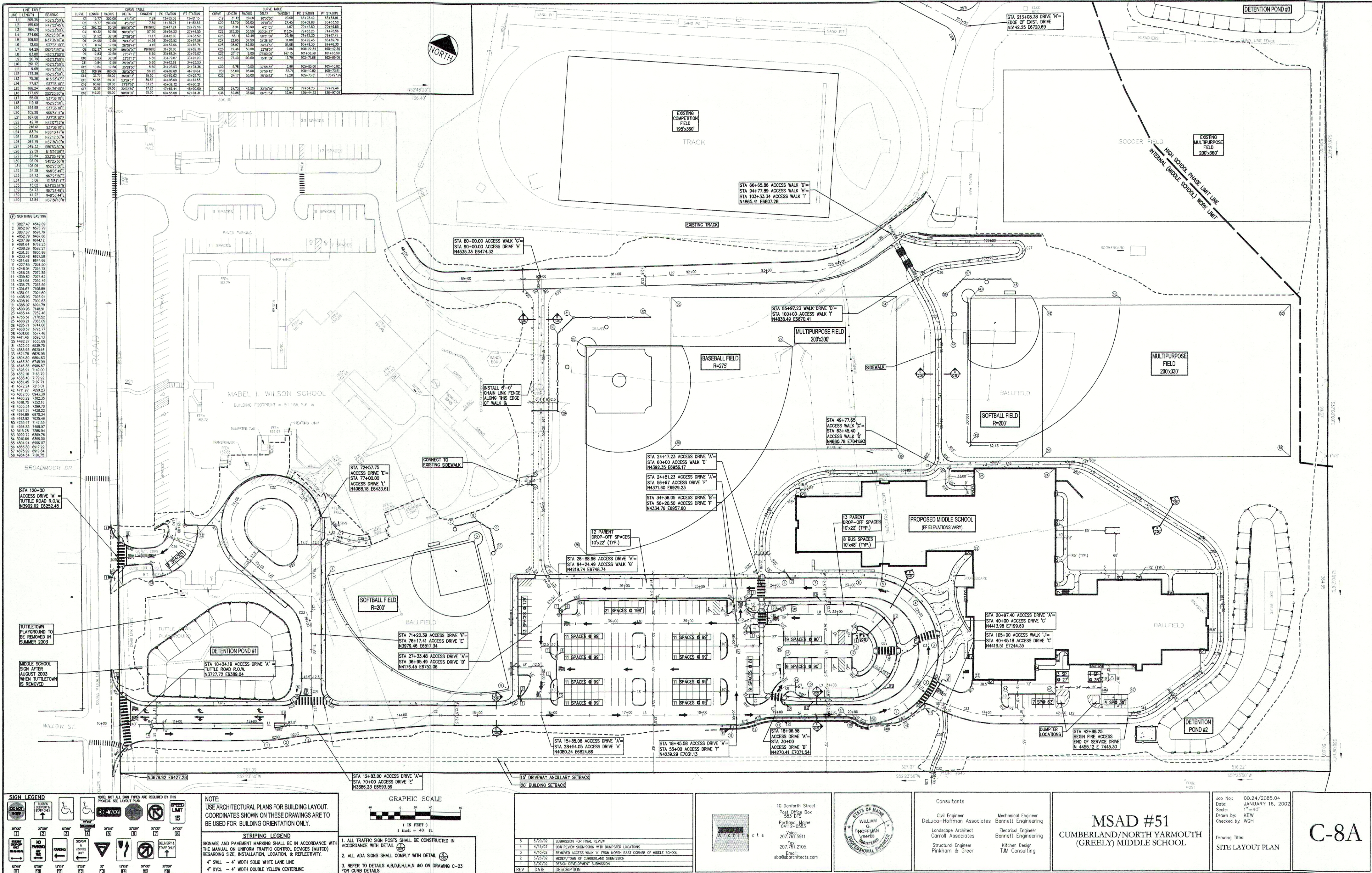


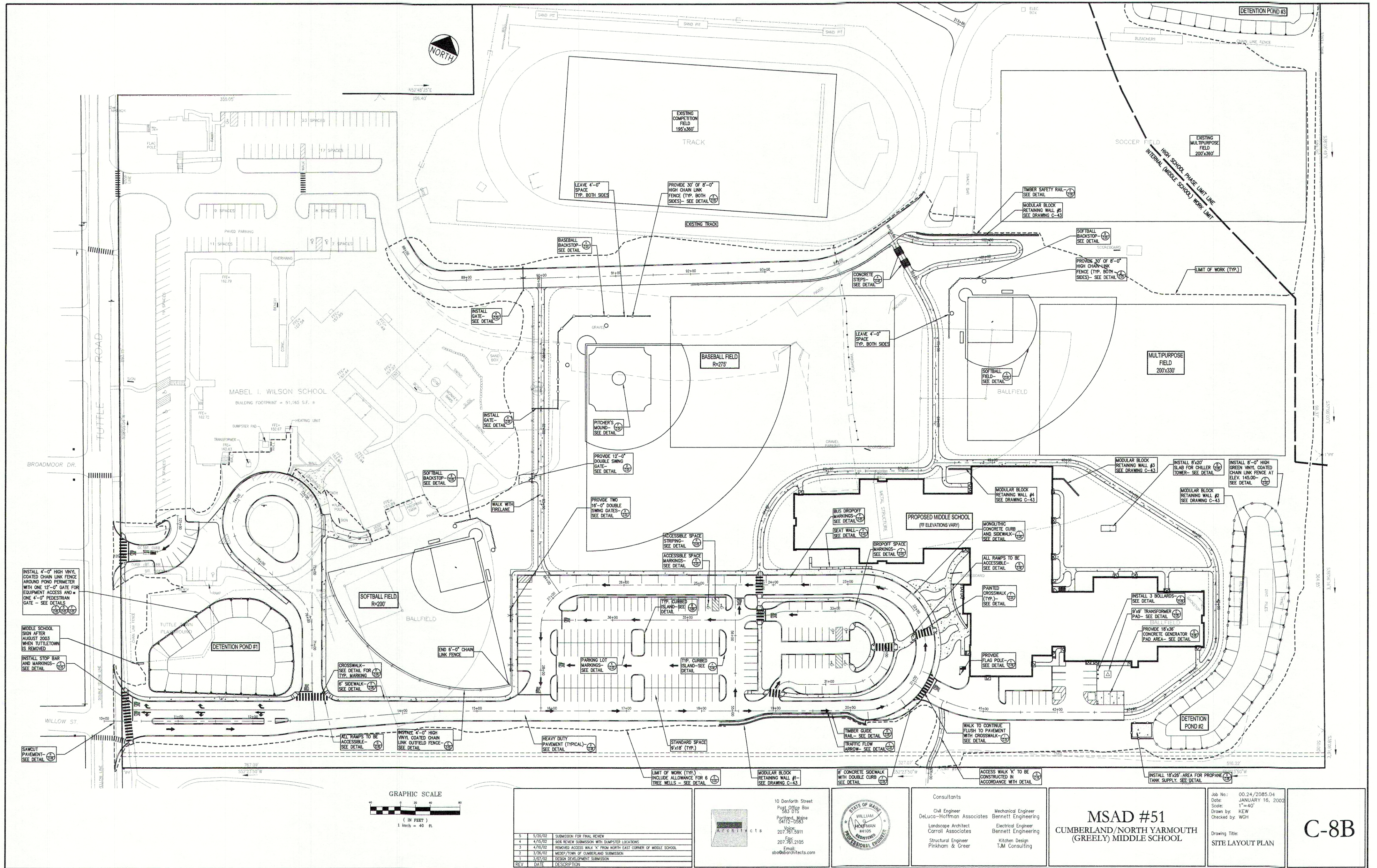
U13B
Consultants
Civil Engineer
Deluca-Hoffman Associates
Landscape Architect
Carroll Associates
Structural Engineer
Pinkham & Greer
Mechanical Engineer
Bennett Engineering
Electrical Engineer
Bennett Engineering
Kitchen Design
TJM Consulting

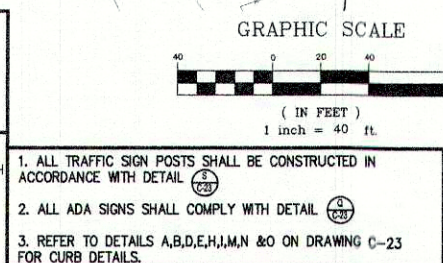
MSAD #51
CUMBERLAND/NORTH YARMOUTH
MIDDLE SCHOOL

Job No.: 2085.04
Date: MARCH 5, 2002
Scale: 1" = 100'
Drawn by: RGP
Checked by: WGH
Drawing Title:
EXISTING
OVERALL SITE
MASTER PLAN

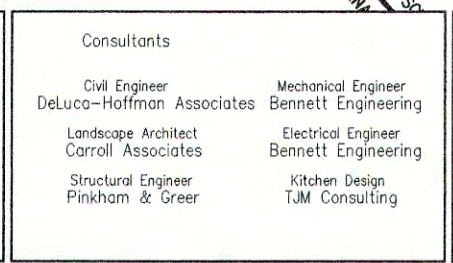
C-7A



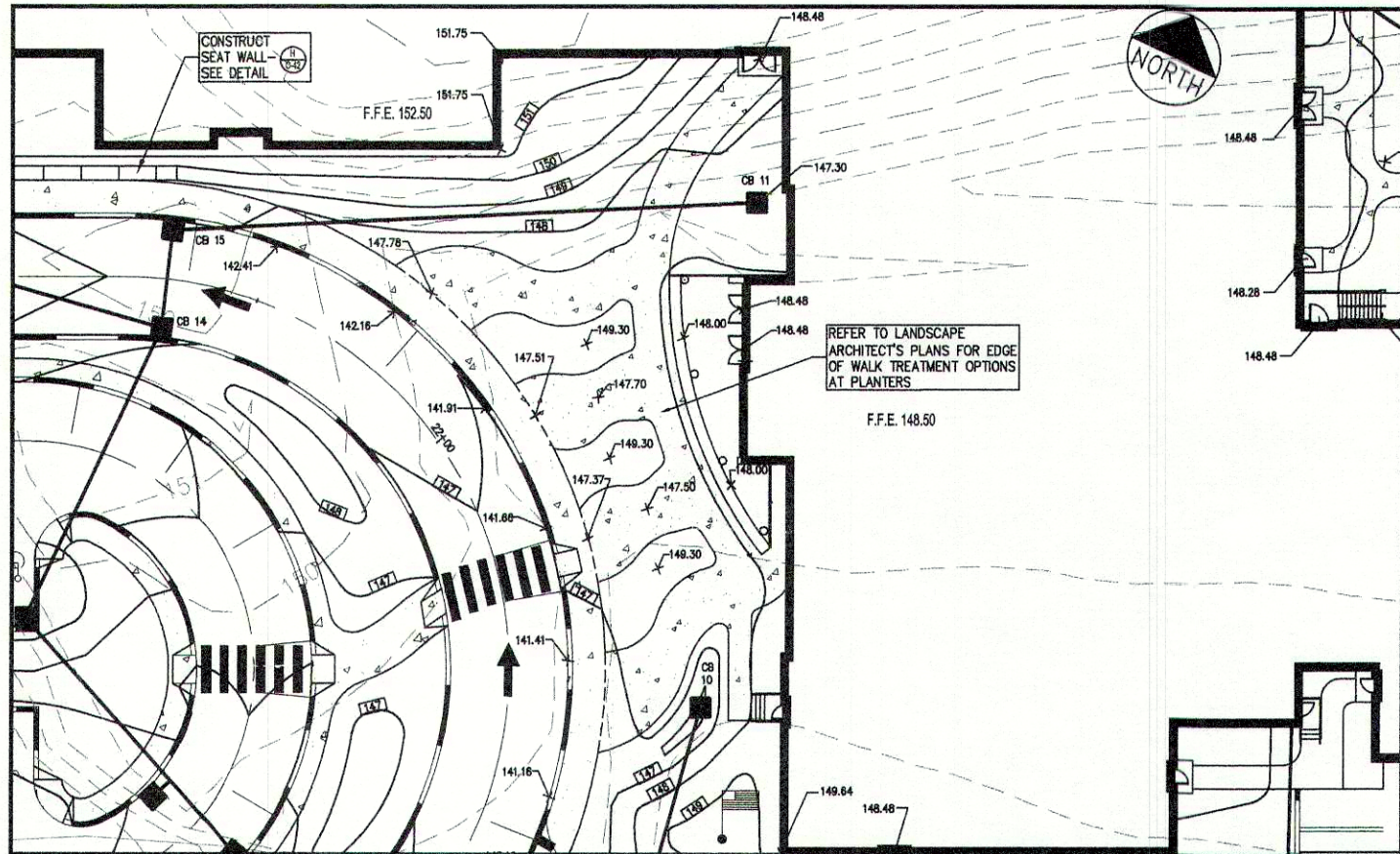


[illegible]

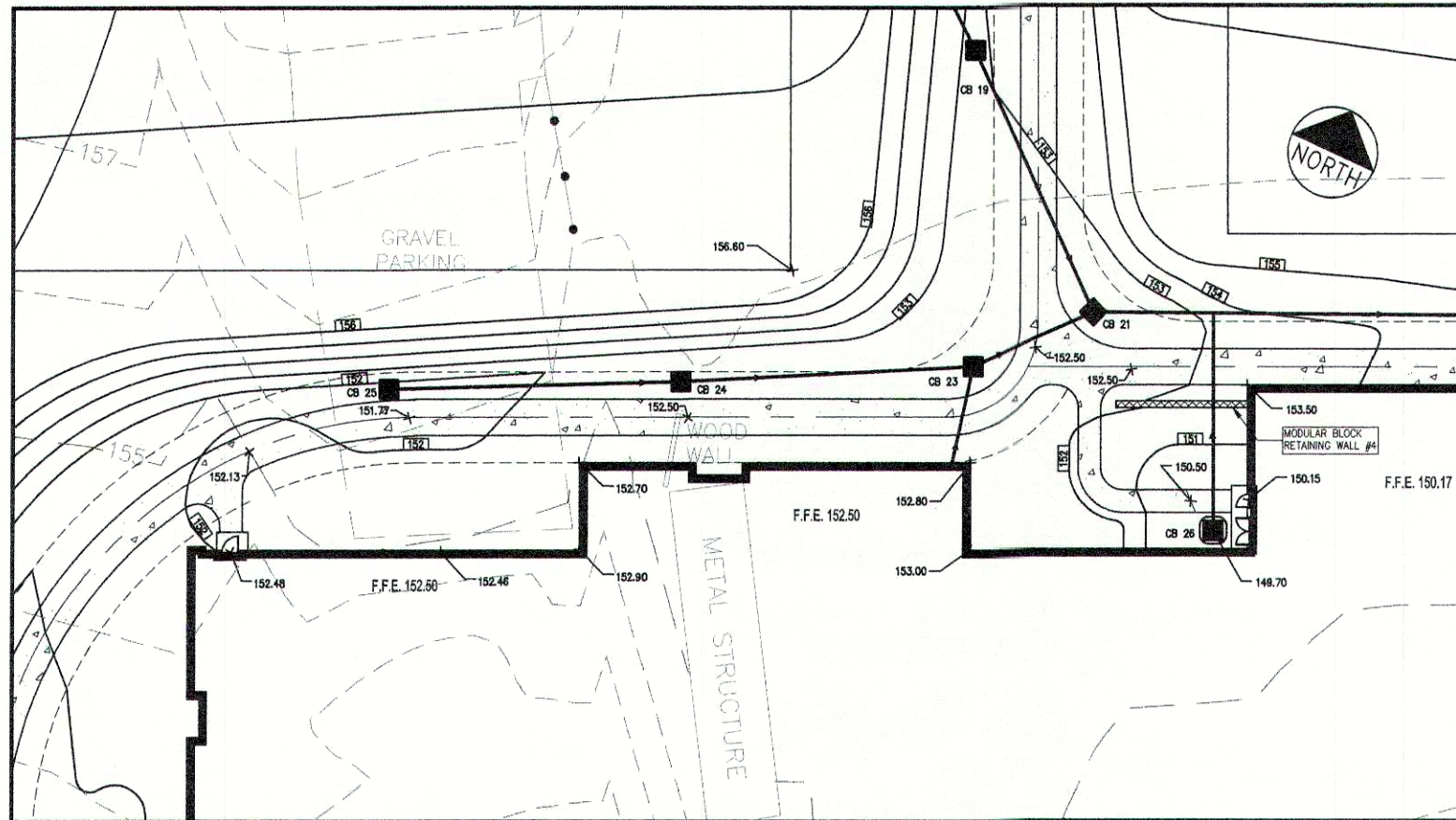
10 Danforth Street
Post Office Box
583 D15
Portland, Maine
04112-0583
Tel:
207.761.5911
Fax:
207.761.2105
Email:
sbooth@architects.com



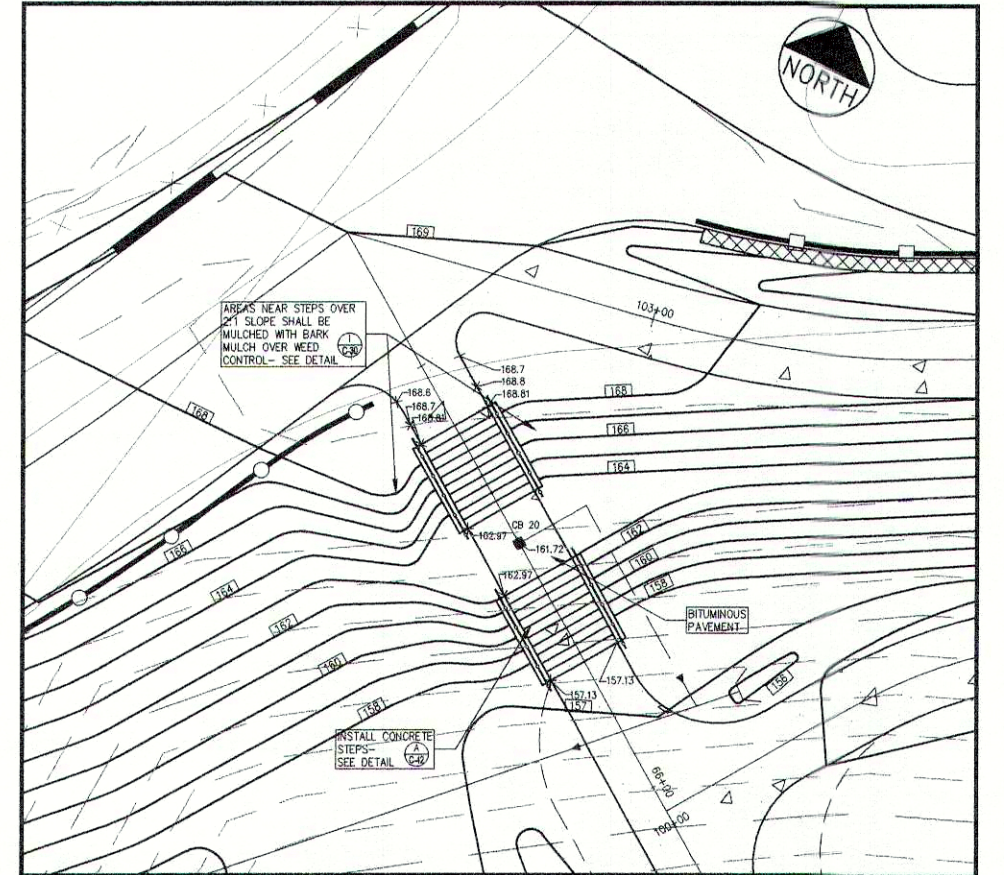
<p>Job No.: 00.24/2085.04 Date: JANUARY 16, 2002 Scale: 1"=40' Drawn by: KEW Checked by: WGH</p> <p>Drawing Title: HIGH SCHOOL SITE LAYOUT PLAN</p>	<p>C-8C</p>
--	--------------------



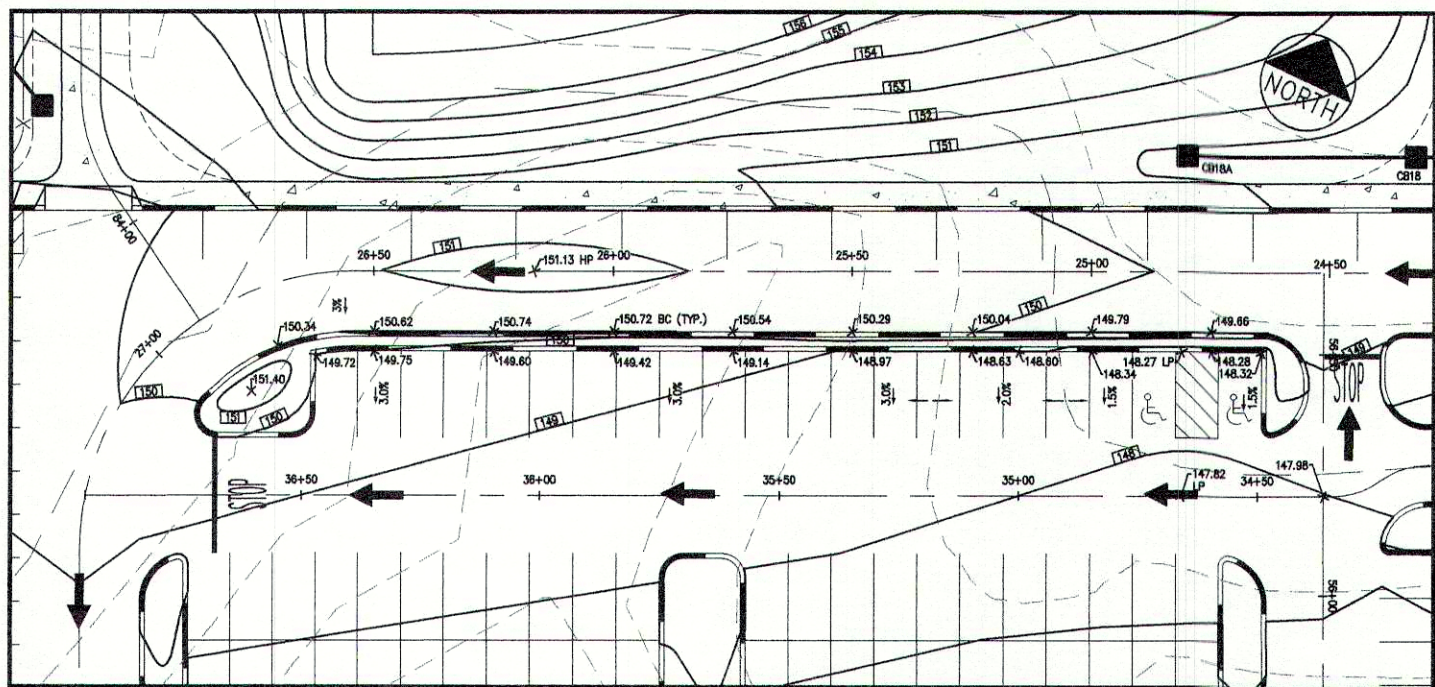
ENTRANCE PLAZA
SCALE: 1"=20'



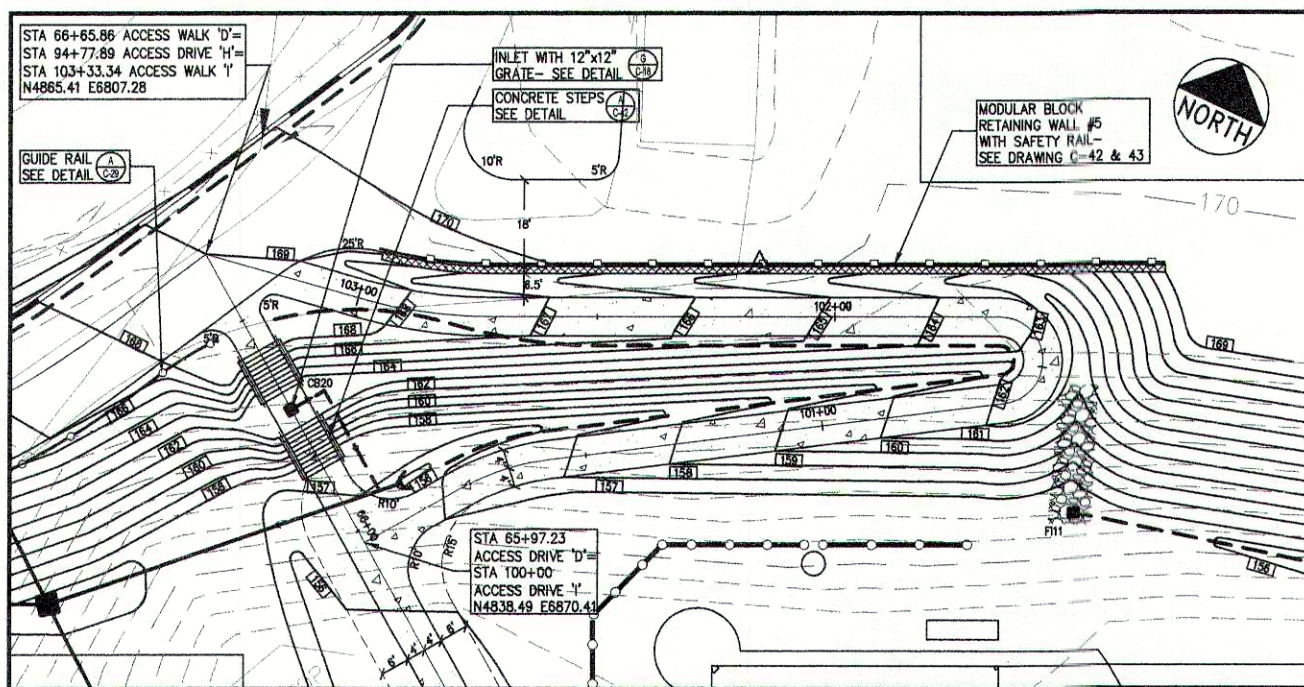
REAR NORTH WING
SCALE: 1"=20'



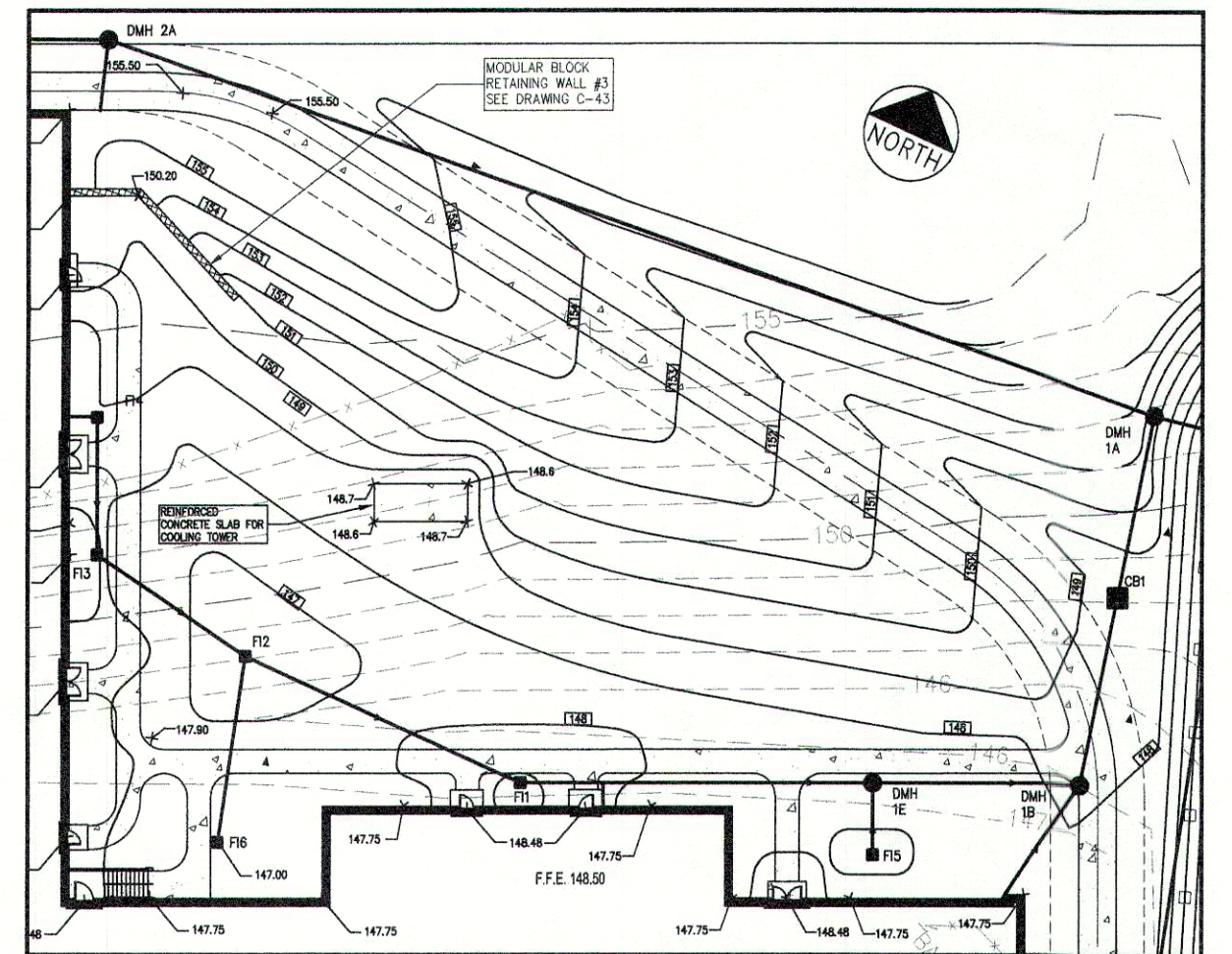
STEPS: ACCESS DRIVE 'D'
SCALE: 1"=10'



ESPLANADE ISLAND
SCALE: 1"=20'



ACCESSIBLE WALK AND STEPS
SCALE: 1"=20'




ACCESS PATH 'C' BEHIND NORTHWEST WING
SCALE: 1"=20'

REV	DATE	DESCRIPTION
5	5/20/02	SUBMISSION FOR FINAL REVIEW
4	4/15/02	90% REVIEW SUBMISSION
3	4/15/02	MINOR REVISIONS TO SPOT GRADES AROUND BUILDING
2	3/28/02	MEDEP/TOWN OF CUMBERLAND SUBMISSION
1	3/07/02	DESIGN DEVELOPMENT SUBMISSION



10 Danforth Street
Post Office Box
883 DTS
Portland, Maine
04112-3663
Voice: 207.767.5911
Fax: 207.767.2105
Email: sba@sbarchitects.com



Consultants

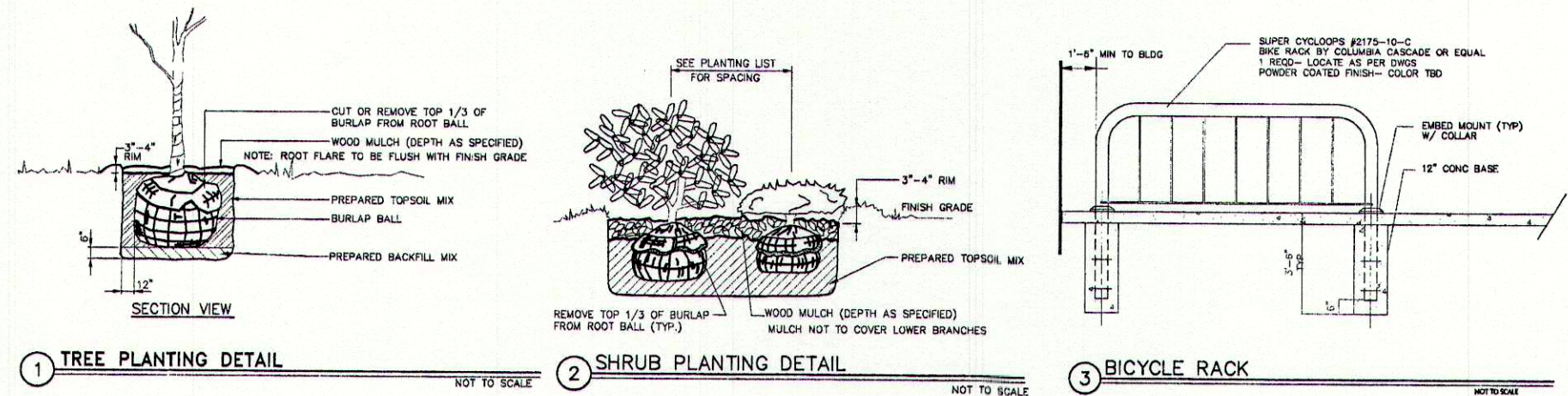
Civil Engineer
DeLuca-Hoffman Associates
Landscape Architect
Carroll Associates
Structural Engineer
Pinkham & Greer
Mechanical Engineer
Bennett Engineering
Electrical Engineer
Bennett Engineering
Kitchen Design
TJM Consulting

MSAD #51
CUMBERLAND/NORTH YARMOUTH
(GREATLY) MIDDLE SCHOOL

Job No.: 00.24/2005.04
Date: JANUARY 16, 2002
Scale: AS NOTED
Drawn by: KEW
Checked by: WGH

Drawing Title:
SELECT EXPANDED VIEWS

C-9

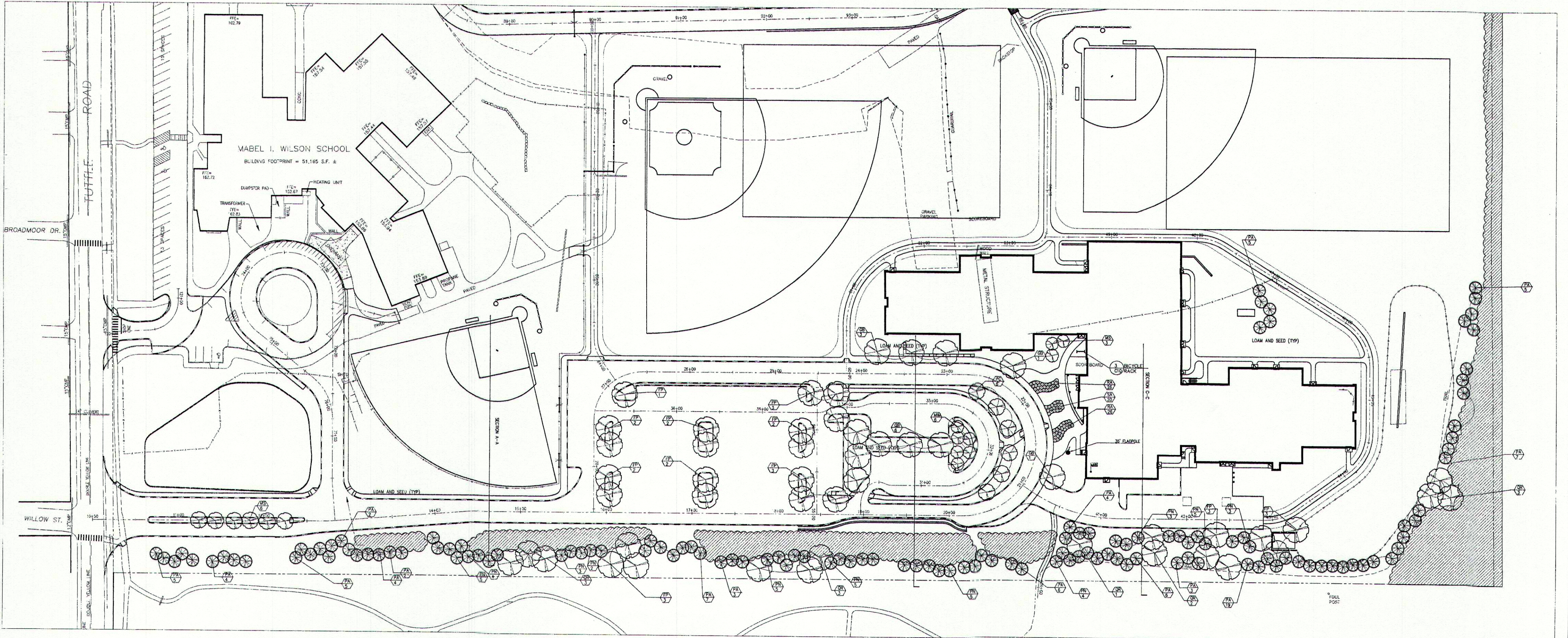


LANDSCAPE NOTES

- 1. THE LANDSCAPE CONTRACTOR IS ADVISED OF THE EXISTENCE OF UNDERGROUND UTILITIES. CONTRACTOR SHALL VERIFY UTILITIES PRIOR TO COMMENCING DIGGING OPERATIONS.
- 2. THE CONTRACTOR SHALL BE RESPONSIBLE FOR REPAIRING ANY UTILITIES, WALKS, PAVING, CURBING, ETC DAMAGED IN PERFORMANCE OF THIS JOB AT NO COST TO THE OWNER.
- 3. CONTRACTOR SHALL FURNISH AND PLACE 12" OF LOAM UNDER ALL SHRUB BEDS, 30" IN ALL TREE PITS, AND 6" IN ALL LAWN AREAS. COORDINATE ALL SUBGRADE PREPARATION PRIOR TO PLACING LOAM.
- 4. ALL PLANT MATERIALS SHALL MEET THE SPECIFICATIONS OF THE "AMERICAN STANDARDS FOR NURSERY STOCK", BY THE AMERICAN NURSEMAN'S ASSOCIATION, LATEST EDITION.
- 5. ALL PLANTING SHALL BE COMPLETED IN ACCORDANCE WITH ACCEPTABLE HORTICULTURAL PRACTICES, INCLUDING PROPER BED PREPARATION, SOIL MIX, PRUNING, STAKING, WRAPPING, AND OTHER MAINTENANCE UNTIL ACCEPTED BY THE OWNER.
- 6. ALL GRASS, DEBRIS, AND OTHER EXTRANEOUS MATERIALS SHALL BE REMOVED FROM THE PLANTING AREAS PRIOR TO INSTALLATION OF PLANT MATERIALS.
- 7. ALL PLANTS SHALL BE LOCATED IN ACCORDANCE WITH THE PLANS. ANY DEVIATION FROM THESE PLANS SHALL BE APPROVED BY THE OWNER AND LANDSCAPE ARCHITECT PRIOR TO PLANTING.
- 8. CONTRACTOR SHALL SUPPLY QUANTITIES OF PLANTS SUFFICIENT TO COMPLETE THE WORK INDICATED ON THE PLAN. ANY DISCREPANCY BETWEEN THE PLANT LIST AND PLAN SHALL NOT ENTITLE THE CONTRACTOR TO ADDITIONAL REMUNERATION.
- 9. NO LANDSCAPING SHALL BE INSTALLED UNTIL FINAL GRADING AND CONSTRUCTION HAS BEEN COMPLETED IN THE IMMEDIATE AREA.
- 10. PLANTING SOIL MIX FOR PERENNIAL, ANNUAL, OR GROUND COVER BEDS SHALL CONSIST OF FOUR PARTS TOPSOIL, TWO PARTS COMPOST, AND ONE PART PERLITE. ROTOTILL TO A DEPTH OF 8" MINIMUM.
- 11. ALL SHRUB BEDS SHALL BE MULCHED WITH 3" MINIMUM OF CLEAN, SHREDDED, AGED, DARK BARK MULCH.
- 12. ADAPT PROPOSED PLANTING TO EXISTING PERIMETER PATH.

PLANT SCHEDULE

KEY	QUANTITY	NAME	SIZE	COND	REMARKS
TREES					
FP	26	FRAXINUS P. 'SUMMIT' / SUMMIT ASH	2.5-3" C	B&B	MATCHED
GB	11	GINKGO BILOBA / GINKGO	2.5-3" C	B&B	MATCHED
MM	6	MALUS 'INDIAN MAGIC' / INDIAN MAGIC CRABAPPLE	2-2.5" C	B&B	
MS	9	MALUS 'SPRING SNOW' / SPRING SNOW CRABAPPLE	2-2.5" C	B&B	MATCHED
PC	6	PYRUS CALLERYANNA 'RED SPIRE' / RED SPIRE PEAR	2.5-3" C	B&B	MATCHED
PA	87	PICEA ABIES / NORWAY SPRUCE	5-6'	B&B	
PN	44	PINUS NIGRA / AUSTRIAN PINE	5-6'	B&B	
QR	12	QUERCUS RUBRUM / RED OAK	2.5-3" C	B&B	MATCHED
SHRUBS					
RA	52	RHUS AROMATICA / GROW-LOW SUMAC	18-24"	CONT	
SA	20	SYMPHORICARPOS ALBA / SNOWBERRY	2-3'	B&B	



GRAPHIC SCALE

1 inch = 40 ft

REV	DATE	DESCRIPTION
6	5/28/02	FINAL SITE PLAN AND SUBMITTAL
5	5/14/02	REVISION FOR TOWN REVIEW
4	5/2/02	REVISED PLANT SCHEDULE
3	5/1/02	REVISED 2-DIMENSIONAL SCHEDULE
2	3/25/02	SUBMITTED FOR TOWN REVIEW
1	3/13/02	SUBMITTED FOR SET

10 Dartmouth Street
Post Office Box
583 DTS
Portland, Maine
04112-0583

VOICE: 207.781.5911
FAX: 207.751.2105
Email: sb@sbassoc.com

LANDSCAPE ARCHITECT

PATRICK A. CARROLL
NO. 127
STATE OF MAINE

Consultants

Civil Engineer: DeLuca-Hoffman Associates
Mechanical Engineer: Barnett Engineering
Landscape Architect: Carroll Associates
Electrical Engineer: Barnett Engineering
Structural Engineer: Pinckham & Greer
Kitchen Design: TJM Consulting

MSAD #51
CUMBERLAND/NORTH YARMOUTH
(GRELLEY) MIDDLE SCHOOL

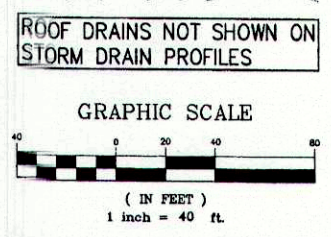
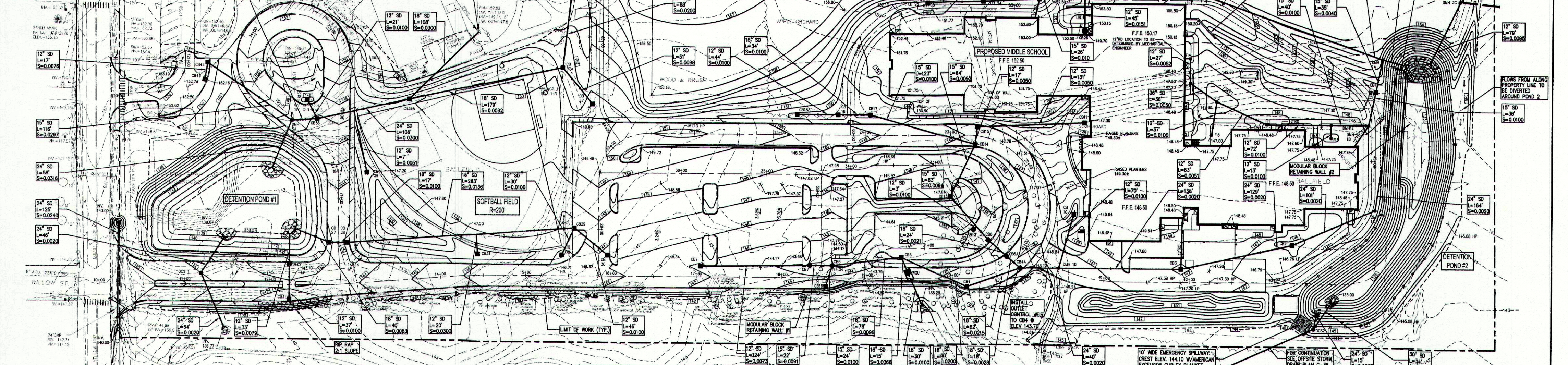
Job No.: 00.24/2085.04
Date: MAY 28, 2002
Scale: 1"=40'
Drawn by: GH/PC
Checked by: PC

Drawing Title:
LANDSCAPE PLAN

C-10

Structure	Size	Run	From	To	Notes
DMH1A	4' dia	149	140.17 DMH1A	140.07 DMH1A	
DMH1B	4' dia	148.1	140.07 DMH1A	140.07 DMH1A	
DMH1C	4' dia	147.18	140.07 DMH1A	140.07 DMH1A	
DMH1D	4' dia	146.34	140.07 DMH1A	140.07 DMH1A	
DMH1E	4' dia	145.1	140.07 DMH1A	140.07 DMH1A	
DMH1F	4' dia	144.1	140.07 DMH1A	140.07 DMH1A	
DMH1G	4' dia	143.1	140.07 DMH1A	140.07 DMH1A	
DMH1H	4' dia	142.1	140.07 DMH1A	140.07 DMH1A	
DMH1I	4' dia	141.1	140.07 DMH1A	140.07 DMH1A	
DMH1J	4' dia	140.1	140.07 DMH1A	140.07 DMH1A	
DMH1K	4' dia	139.1	140.07 DMH1A	140.07 DMH1A	
DMH1L	4' dia	138.1	140.07 DMH1A	140.07 DMH1A	
DMH1M	4' dia	137.1	140.07 DMH1A	140.07 DMH1A	
DMH1N	4' dia	136.1	140.07 DMH1A	140.07 DMH1A	
DMH1O	4' dia	135.1	140.07 DMH1A	140.07 DMH1A	
DMH1P	4' dia	134.1	140.07 DMH1A	140.07 DMH1A	
DMH1Q	4' dia	133.1	140.07 DMH1A	140.07 DMH1A	
DMH1R	4' dia	132.1	140.07 DMH1A	140.07 DMH1A	
DMH1S	4' dia	131.1	140.07 DMH1A	140.07 DMH1A	
DMH1T	4' dia	130.1	140.07 DMH1A	140.07 DMH1A	
DMH1U	4' dia	129.1	140.07 DMH1A	140.07 DMH1A	
DMH1V	4' dia	128.1	140.07 DMH1A	140.07 DMH1A	
DMH1W	4' dia	127.1	140.07 DMH1A	140.07 DMH1A	
DMH1X	4' dia	126.1	140.07 DMH1A	140.07 DMH1A	
DMH1Y	4' dia	125.1	140.07 DMH1A	140.07 DMH1A	
DMH1Z	4' dia	124.1	140.07 DMH1A	140.07 DMH1A	
DMH2A	4' dia	123.1	140.07 DMH1A	140.07 DMH1A	
DMH2B	4' dia	122.1	140.07 DMH1A	140.07 DMH1A	
DMH2C	4' dia	121.1	140.07 DMH1A	140.07 DMH1A	
DMH2D	4' dia	120.1	140.07 DMH1A	140.07 DMH1A	
DMH2E	4' dia	119.1	140.07 DMH1A	140.07 DMH1A	
DMH2F	4' dia	118.1	140.07 DMH1A	140.07 DMH1A	
DMH2G	4' dia	117.1	140.07 DMH1A	140.07 DMH1A	
DMH2H	4' dia	116.1	140.07 DMH1A	140.07 DMH1A	
DMH2I	4' dia	115.1	140.07 DMH1A	140.07 DMH1A	
DMH2J	4' dia	114.1	140.07 DMH1A	140.07 DMH1A	
DMH2K	4' dia	113.1	140.07 DMH1A	140.07 DMH1A	
DMH2L	4' dia	112.1	140.07 DMH1A	140.07 DMH1A	
DMH2M	4' dia	111.1	140.07 DMH1A	140.07 DMH1A	
DMH2N	4' dia	110.1	140.07 DMH1A	140.07 DMH1A	
DMH2O	4' dia	109.1	140.07 DMH1A	140.07 DMH1A	
DMH2P	4' dia	108.1	140.07 DMH1A	140.07 DMH1A	
DMH2Q	4' dia	107.1	140.07 DMH1A	140.07 DMH1A	
DMH2R	4' dia	106.1	140.07 DMH1A	140.07 DMH1A	
DMH2S	4' dia	105.1	140.07 DMH1A	140.07 DMH1A	
DMH2T	4' dia	104.1	140.07 DMH1A	140.07 DMH1A	
DMH2U	4' dia	103.1	140.07 DMH1A	140.07 DMH1A	
DMH2V	4' dia	102.1	140.07 DMH1A	140.07 DMH1A	
DMH2W	4' dia	101.1	140.07 DMH1A	140.07 DMH1A	
DMH2X	4' dia	100.1	140.07 DMH1A	140.07 DMH1A	
DMH2Y	4' dia	99.1	140.07 DMH1A	140.07 DMH1A	
DMH2Z	4' dia	98.1	140.07 DMH1A	140.07 DMH1A	
DMH3A	4' dia	97.1	140.07 DMH1A	140.07 DMH1A	
DMH3B	4' dia	96.1	140.07 DMH1A	140.07 DMH1A	
DMH3C	4' dia	95.1	140.07 DMH1A	140.07 DMH1A	
DMH3D	4' dia	94.1	140.07 DMH1A	140.07 DMH1A	
DMH3E	4' dia	93.1	140.07 DMH1A	140.07 DMH1A	
DMH3F	4' dia	92.1	140.07 DMH1A	140.07 DMH1A	
DMH3G	4' dia	91.1	140.07 DMH1A	140.07 DMH1A	
DMH3H	4' dia	90.1	140.07 DMH1A	140.07 DMH1A	
DMH3I	4' dia	89.1	140.07 DMH1A	140.07 DMH1A	
DMH3J	4' dia	88.1	140.07 DMH1A	140.07 DMH1A	
DMH3K	4' dia	87.1	140.07 DMH1A	140.07 DMH1A	
DMH3L	4' dia	86.1	140.07 DMH1A	140.07 DMH1A	
DMH3M	4' dia	85.1	140.07 DMH1A	140.07 DMH1A	
DMH3N	4' dia	84.1	140.07 DMH1A	140.07 DMH1A	
DMH3O	4' dia	83.1	140.07 DMH1A	140.07 DMH1A	
DMH3P	4' dia	82.1	140.07 DMH1A	140.07 DMH1A	
DMH3Q	4' dia	81.1	140.07 DMH1A	140.07 DMH1A	
DMH3R	4' dia	80.1	140.07 DMH1A	140.07 DMH1A	
DMH3S	4' dia	79.1	140.07 DMH1A	140.07 DMH1A	
DMH3T	4' dia	78.1	140.07 DMH1A	140.07 DMH1A	
DMH3U	4' dia	77.1	140.07 DMH1A	140.07 DMH1A	
DMH3V	4' dia	76.1	140.07 DMH1A	140.07 DMH1A	
DMH3W	4' dia	75.1	140.07 DMH1A	140.07 DMH1A	
DMH3X	4' dia	74.1	140.07 DMH1A	140.07 DMH1A	
DMH3Y	4' dia	73.1	140.07 DMH1A	140.07 DMH1A	
DMH3Z	4' dia	72.1	140.07 DMH1A	140.07 DMH1A	
DMH4A	4' dia	71.1	140.07 DMH1A	140.07 DMH1A	
DMH4B	4' dia	70.1	140.07 DMH1A	140.07 DMH1A	
DMH4C	4' dia	69.1	140.07 DMH1A	140.07 DMH1A	
DMH4D	4' dia	68.1	140.07 DMH1A	140.07 DMH1A	
DMH4E	4' dia	67.1	140.07 DMH1A	140.07 DMH1A	
DMH4F	4' dia	66.1	140.07 DMH1A	140.07 DMH1A	
DMH4G	4' dia	65.1	140.07 DMH1A	140.07 DMH1A	
DMH4H	4' dia	64.1	140.07 DMH1A	140.07 DMH1A	
DMH4I	4' dia	63.1	140.07 DMH1A	140.07 DMH1A	
DMH4J	4' dia	62.1	140.07 DMH1A	140.07 DMH1A	
DMH4K	4' dia	61.1	140.07 DMH1A	140.07 DMH1A	
DMH4L	4' dia	60.1	140.07 DMH1A	140.07 DMH1A	
DMH4M	4' dia	59.1	140.07 DMH1A	140.07 DMH1A	
DMH4N	4' dia	58.1	140.07 DMH1A	140.07 DMH1A	
DMH4O	4' dia	57.1	140.07 DMH1A	140.07 DMH1A	
DMH4P	4' dia	56.1	140.07 DMH1A	140.07 DMH1A	
DMH4Q	4' dia	55.1	140.07 DMH1A	140.07 DMH1A	
DMH4R	4' dia	54.1	140.07 DMH1A	140.07 DMH1A	
DMH4S	4' dia	53.1	140.07 DMH1A	140.07 DMH1A	
DMH4T	4' dia	52.1	140.07 DMH1A	140.07 DMH1A	
DMH4U	4' dia	51.1	140.07 DMH1A	140.07 DMH1A	
DMH4V	4' dia	50.1	140.07 DMH1A	140.07 DMH1A	
DMH4W	4' dia	49.1	140.07 DMH1A	140.07 DMH1A	
DMH4X	4' dia	48.1	140.07 DMH1A	140.07 DMH1A	
DMH4Y	4' dia	47.1	140.07 DMH1A	140.07 DMH1A	
DMH4Z	4' dia	46.1	140.07 DMH1A	140.07 DMH1A	
DMH5A	4' dia	45.1	140.07 DMH1A	140.07 DMH1A	
DMH5B	4' dia	44.1	140.07 DMH1A	140.07 DMH1A	
DMH5C	4' dia	43.1	140.07 DMH1A	140.07 DMH1A	
DMH5D	4' dia	42.1	140.07 DMH1A	140.07 DMH1A	
DMH5E	4' dia	41.1	140.07 DMH1A	140.07 DMH1A	
DMH5F	4' dia	40.1	140.07 DMH1A	140.07 DMH1A	
DMH5G	4' dia	39.1	140.07 DMH1A	140.07 DMH1A	
DMH5H	4' dia	38.1	140.07 DMH1A	140.07 DMH1A	
DMH5I	4' dia	37.1	140.07 DMH1A	140.07 DMH1A	
DMH5J	4' dia	36.1	140.07 DMH1A	140.07 DMH1A	
DMH5K	4' dia	35.1	140.07 DMH1A	140.07 DMH1A	
DMH5L	4' dia	34.1	140.07 DMH1A	140.07 DMH1A	
DMH5M	4' dia	33.1	140.07 DMH1A	140.07 DMH1A	
DMH5N	4' dia	32.1	140.07 DMH1A	140.07 DMH1A	
DMH5O	4' dia	31.1	140.07 DMH1A	140.07 DMH1A	
DMH5P	4' dia	30.1	140.07 DMH1A	140.07 DMH1A	
DMH5Q	4' dia	29.1	140.07 DMH1A	140.07 DMH1A	
DMH5R	4' dia	28.1	140.07 DMH1A	140.07 DMH1A	
DMH5S	4' dia	27.1	140.07 DMH1A	140.07 DMH1A	
DMH5T	4' dia	26.1	140.07 DMH1A	140.07 DMH1A	
DMH5U	4' dia	25.1	140.07 DMH1A	140.07 DMH1A	
DMH5V	4' dia	24.1	140.07 DMH1A	140.07 DMH1A	
DMH5W	4' dia	23.1	140.07 DMH1A	140.07 DMH1A	
DMH5X	4' dia	22.1	140.07 DMH1A	140.07 DMH1A	
DMH5Y	4' dia	21.1	140.07 DMH1A	140.07 DMH1A	
DMH5Z	4' dia	20.1	140.07 DMH1A	140.07 DMH1A	
DMH6A	4' dia	19.1	140.07 DMH1A	140.07 DMH1A	
DMH6B	4' dia	18.1	140.07 DMH1A	140.07 DMH1A	
DMH6C	4' dia	17.1	140.07 DMH1A	140.07 DMH1A	
DMH6D	4' dia	16.1	140.07 DMH1A	140.07 DMH1A	
DMH6E	4' dia	15.1	140.07 DMH1A	140.07 DMH1A	
DMH6F	4' dia	14.1	140.07 DMH1A	140.07 DMH1A	
DMH6G	4' dia	13.1	140.07 DMH1A	140.07 DMH1A	
DMH6H	4' dia	12.1	140.07 DMH1A	140.07 DMH1A	
DMH6I	4' dia	11.1	140.07 DMH1A	140.07 DMH1A	
DMH6J	4' dia	10.1	140.07 DMH1A	140.07 DMH1A	
DMH6K	4' dia	9.1	140.07 DMH1A	140.07 DMH1A	
DMH6L	4' dia	8.1	140.07 DMH1A	140.07 DMH1A	
DMH6M	4' dia	7.1	140.07 DMH1A	140.07 DMH1A	
DMH6N	4' dia	6.1	140.07 DMH1A	140.07 DMH1A	
DMH6O	4' dia	5.1	140.07 DMH1A	140.07 DMH1A	
DMH6P	4' dia	4.1	140.07 DMH1A	140.07 DMH1A	
DMH6Q	4' dia	3.1	140.07 DMH1A	140.07 DMH1A	
DMH6R	4' dia	2.1	140.07 DMH1A	140.07 DMH1A	
DMH6S	4' dia	1.1	140.07 DMH1A	140.07 DMH1A	
DMH6T	4' dia	0.1	140.07 DMH1A	140.07 DMH1A	

NOTE: The contractor shall have the option of using NDS pipe as detailed on Drawing C-18 in "Vard Area" instead of 24" square bases.



REV	DATE	DESCRIPTION
1	5/24/02	SUBMITTED FOR FINAL REVIEW
2	6/10/02	REVISED RETAINING WALL #2 ACCESS WALK Y FOR LOADING ACCESS TO SNACK BAR
3	6/10/02	REVISED SUBMITTER WITH ROOF DRAIN LOCATIONS
4	6/10/02	REMOVED ACCESS WALL 'X' FROM NORTH EAST CORNER OF MIDDLE SCHOOL
5	6/10/02	MINOR REVISIONS TO SPOT GRADES AROUND BUILDING
6	6/10/02	SUBMISSION TO MDEP
7	6/10/02	MDEP/TOWN OF CUMBERLAND SUBMISSION
8	6/10/02	DESIGN DEVELOPMENT SUBMISSION

10 Danforth Street
Post Office Box
04102-0583
Portland, Maine
201.762.5111
201.762.2105
E-mail: abt@abctect.com

Architect

STATE OF MAINE
WILLIAM G. DOUGLASS
REGISTERED PROFESSIONAL ENGINEER

Consultants

Civil Engineer
Deluca-Hoffman Associates

Mechanical Engineer
Bennett Engineering

Electrical Engineer
Bennett Engineering

Structural Engineer
Pinkham & Greer

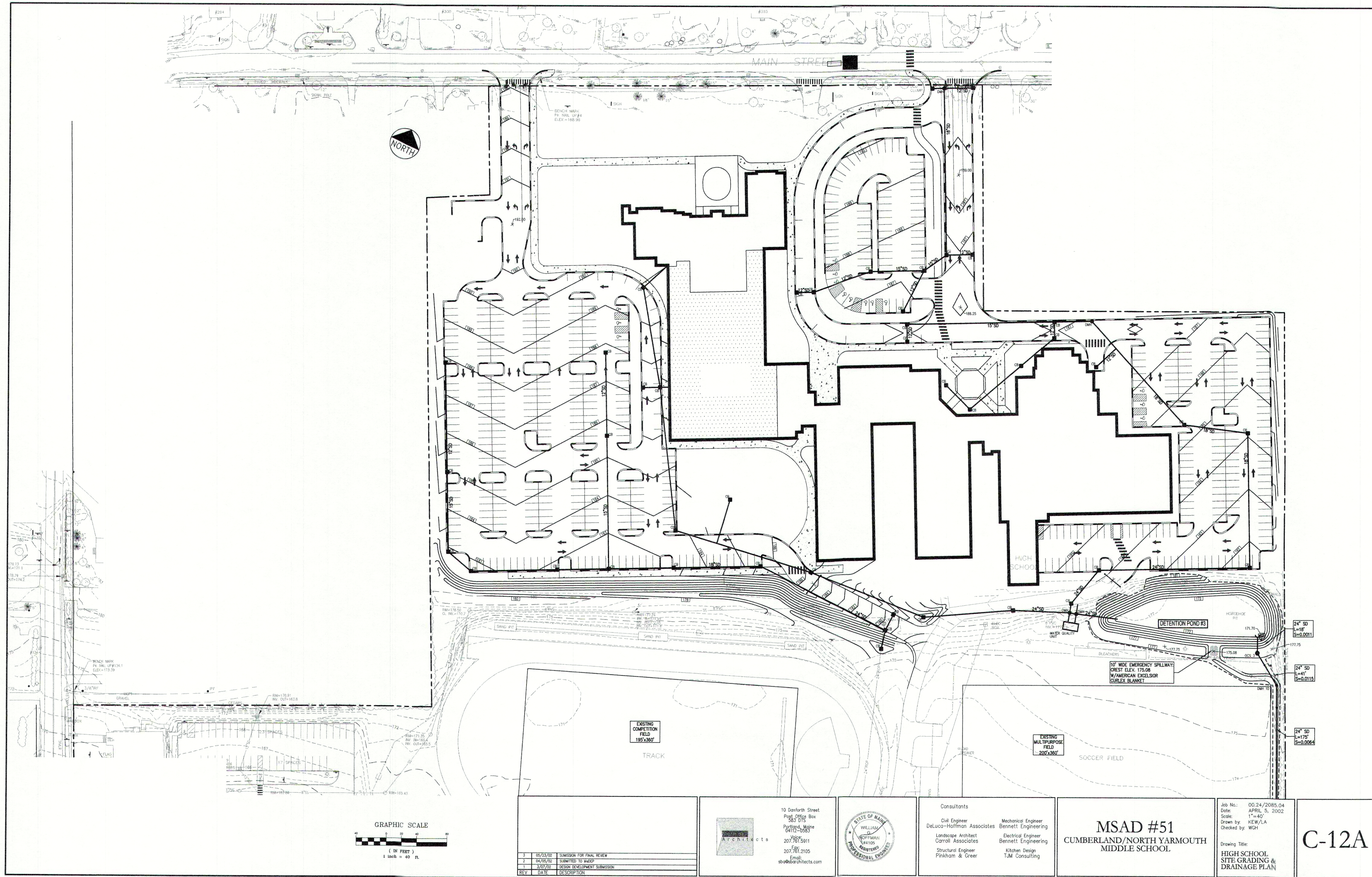
Kitchen Design
TJM Consulting

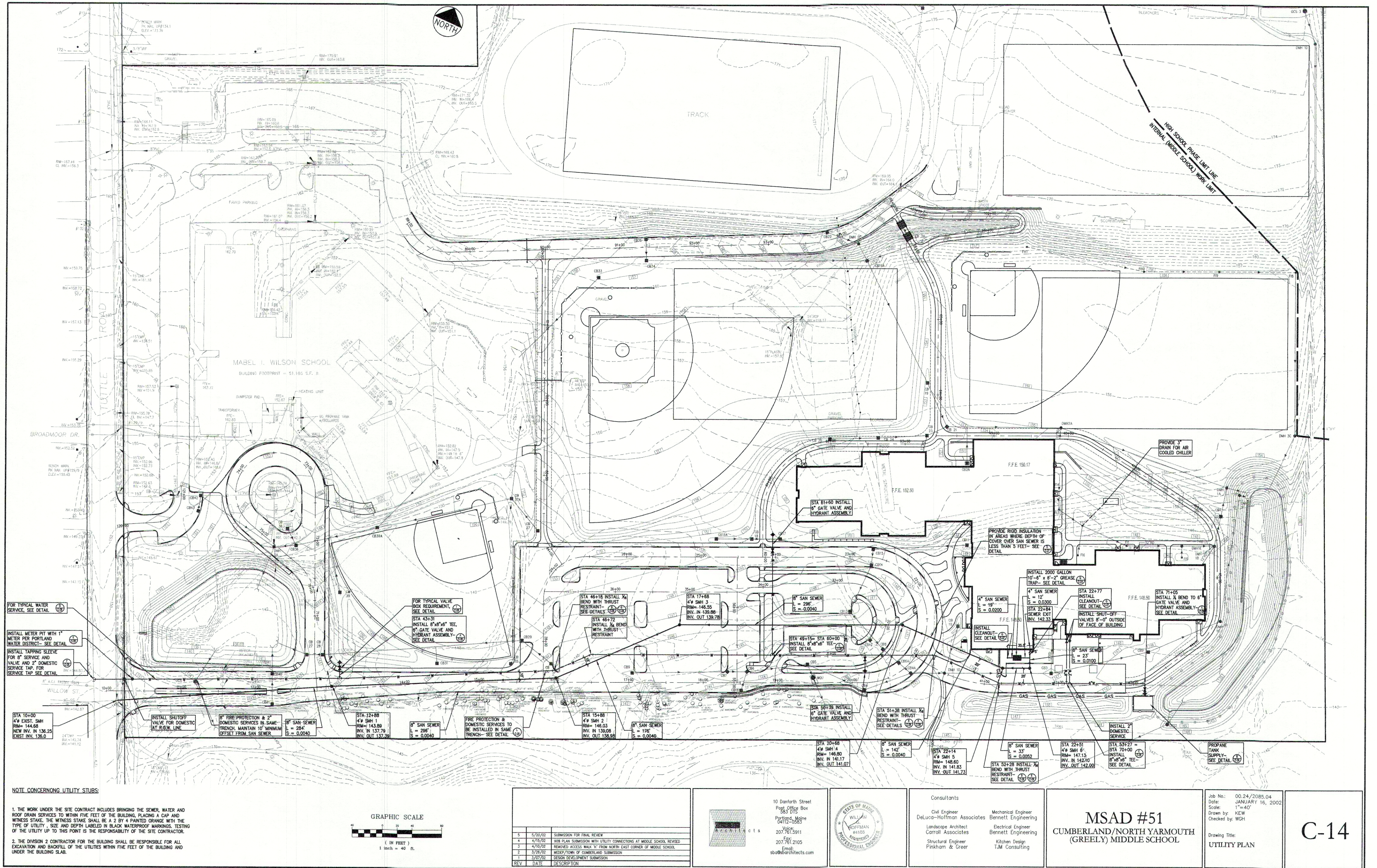
MSAD #51
CUMBERLAND/NORTH YARMOUTH
(GRIELEY) MIDDLE SCHOOL

Job No: 0024/2008.04
Date: JANUARY 16, 2002
Scale: 1"=40'
Drawn by: KEW
Checked by: WGH

Drawing Title:
SITE GRADING & DRAINAGE PLAN

C-12

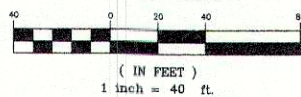




NOTE CONCERNING UTILITY STUBS:

1. THE WORK UNDER THE SITE CONTRACT INCLUDES BRINGING THE SEWER, WATER AND ROOF DRAIN SERVICES TO WITHIN FIVE FEET OF THE BUILDING, PLACING A CAP AND WITNESS STAKE. THE WITNESS STAKE SHALL BE A 2 BY 4 PAINTED ORANGE WITH THE TYPE OF UTILITY, SIZE AND DEPTH LABELED IN BLACK WATERPROOF MARKINGS. TESTING OF THE UTILITY UP TO THIS POINT IS THE RESPONSIBILITY OF THE SITE CONTRACTOR.
2. THE DIVISION 2 CONTRACTOR FOR THE BUILDING SHALL BE RESPONSIBLE FOR ALL EXCAVATION AND BACKFILL OF THE UTILITIES WITHIN FIVE FEET OF THE BUILDING AND UNDER THE BUILDING SLAB.

GRAPHIC SCALE



REV.	DATE	DESCRIPTION
1	2/20/02	SUBMISSION FOR FINAL REVIEW
2	4/15/02	ADD PLAN SUBMISSION WITH UTILITY CONNECTIONS AT MIDDLE SCHOOL, REVISION
3	4/10/02	REMOVED ACCESS WALK 'X' FROM NORTH EAST CORNER OF MIDDLE SCHOOL
2	2/28/02	MEDEP/TOWN OF CUMBERLAND SUBMISSION
1	2/27/02	DESIGN DEVELOPMENT SUBMISSION

10 Danforth Street
P.O. Box 83
Portsmouth, Maine
04102-0083
Tel: 207.761.5911
Fax: 207.761.2105
Email: sb@architects.com

Consultants

Civil Engineer
DeLuca-Hoffman Associates

Mechanical Engineer
Bennett Engineering

Electrical Engineer
Bennett Engineering

Kitchen Design
TJM Consulting

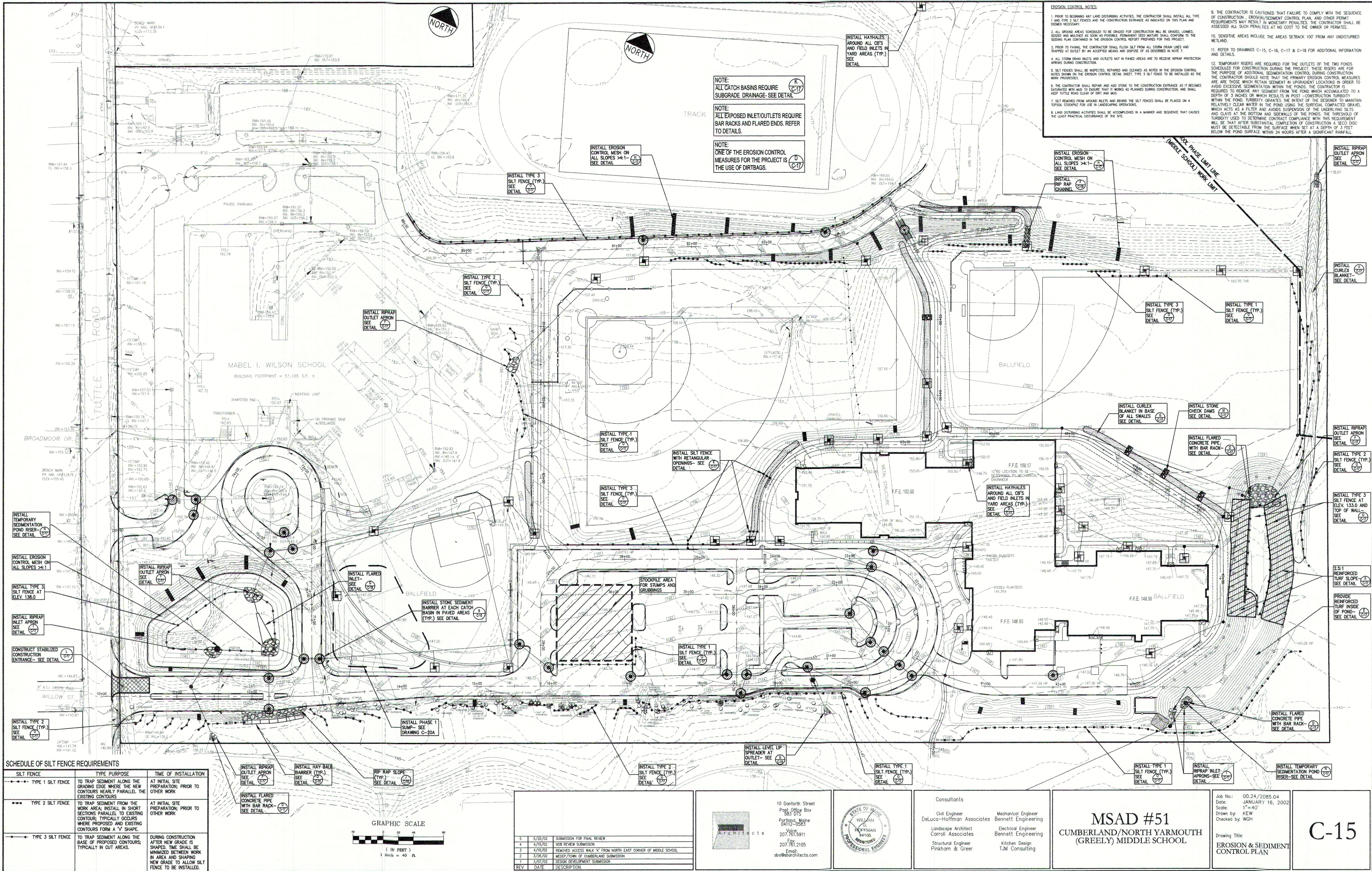
Structural Engineer
Pinkham & Greer

MSAD #51
CUMBERLAND/NORTH YARMOUTH
(GREELY) MIDDLE SCHOOL

Job No: 00.24/2085.04
Date: JANUARY 16, 2002
Scale: 1"=40'
Drawn by: KEW
Checked by: WGH

Drawing Title:
UTILITY PLAN

C-14

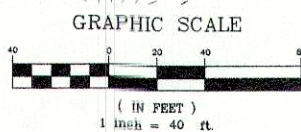


SCHEDULE OF SILT FENCE REQUIREMENTS		
SILT FENCE	TYPE PURPOSE	TIME OF INSTALLATION
--- TYPE 1 SILT FENCE	TO TRAP SEDIMENT ALONG THE GRADING EDGE WHERE THE NEW CONTOURS NEARLY PARALLEL THE EXISTING CONTOURS	AT INITIAL SITE PREPARATION, PRIOR TO OTHER WORK
--- TYPE 2 SILT FENCE	TO TRAP SEDIMENT FROM THE WORK AREA; INSTALL IN SHORT SECTIONS PARALLEL TO EXISTING CONTOUR, TYPICALLY OCCURS WHERE PROPOSED AND EXISTING CONTOURS FORM A "V" SHAPE.	AT INITIAL SITE PREPARATION, PRIOR TO OTHER WORK
--- TYPE 3 SILT FENCE	TO TRAP SEDIMENT ALONG THE BASE OF PROPOSED CONTOURS, TYPICALLY IN CUT AREAS.	DURING CONSTRUCTION AFTER NEW GRADE IS SHAPED. TIME SHALL BE MINIMIZED BETWEEN WORK IN AREA AND SHAPING NEW GRADE TO ALLOW SILT FENCE TO BE INSTALLED.

INSTALL RIPRAP OUTLET APRON SEE DETAIL


INSTALL FLARED CONCRETE PIPE WITH BAR RACK SEE DETAIL

INSTALL HAY BALE BARRIER (TYP.) SEE DETAIL



REV	DATE	DESCRIPTION
1	5/20/02	SUBMISSION FOR FINAL REVIEW
2	6/15/02	WORK REVIEW SUBMISSION
3	7/10/02	REVISED ACCESS WALK "X" FROM NORTH EAST CORNER OF MOBILE SCHOOL
4	7/26/02	WSEEP/TOWN OF CUMBERLAND SUBMISSION
5	7/27/02	DESIGN DEVELOPMENT SUBMISSION
6	7/27/02	DESIGN DEVELOPMENT SUBMISSION

10 Danforth Street
Post Office Box
833 D15
Portland, Maine
(417)-266-53
207.761.5911
Fax:
207.761.2105
Email:
sto@starchitects.com



Consultants

Civil Engineer
DeLuca-Hoffman Associates

Mechanical Engineer
Bennett Engineering

Electrical Engineer
Bennett Engineering

Structural Engineer
Pintham & Greer

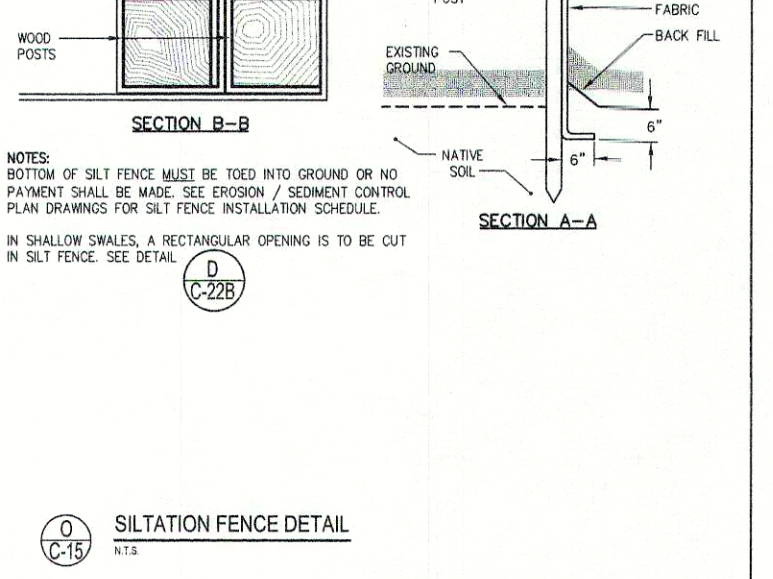
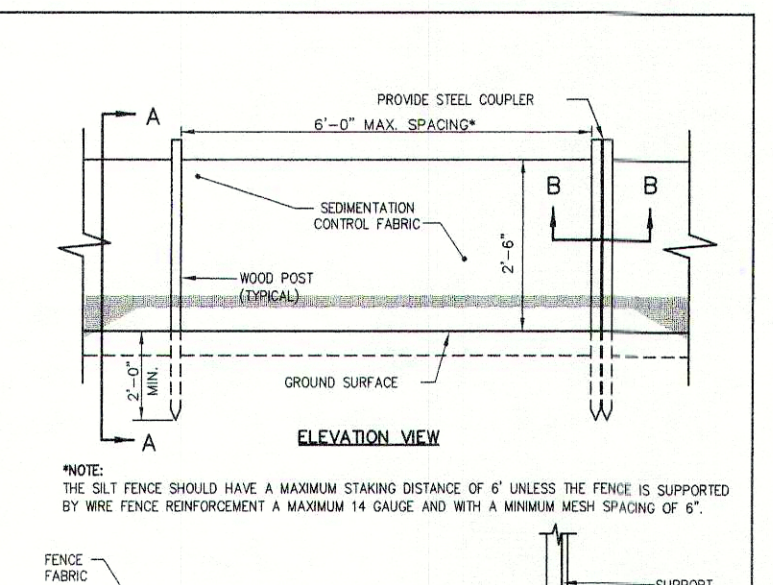
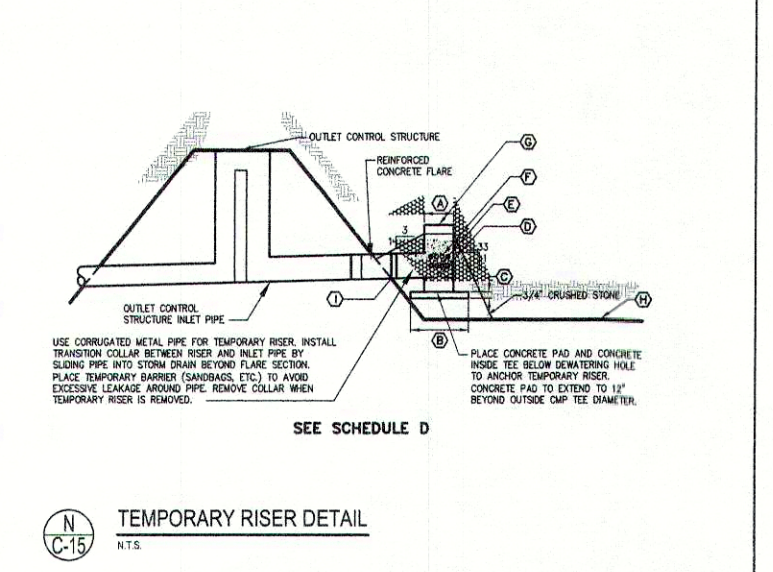
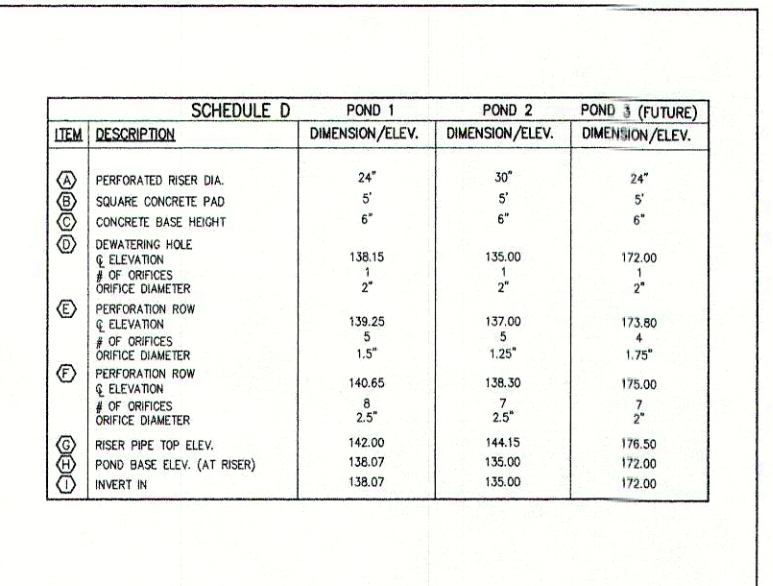
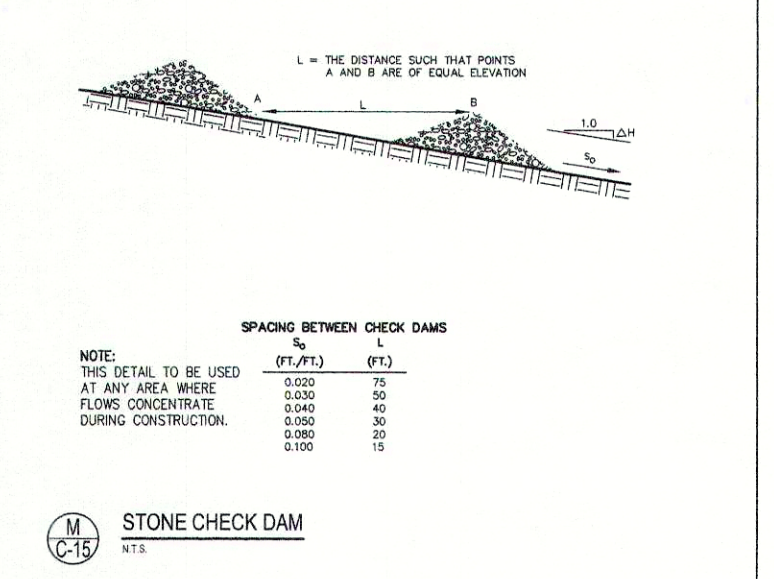
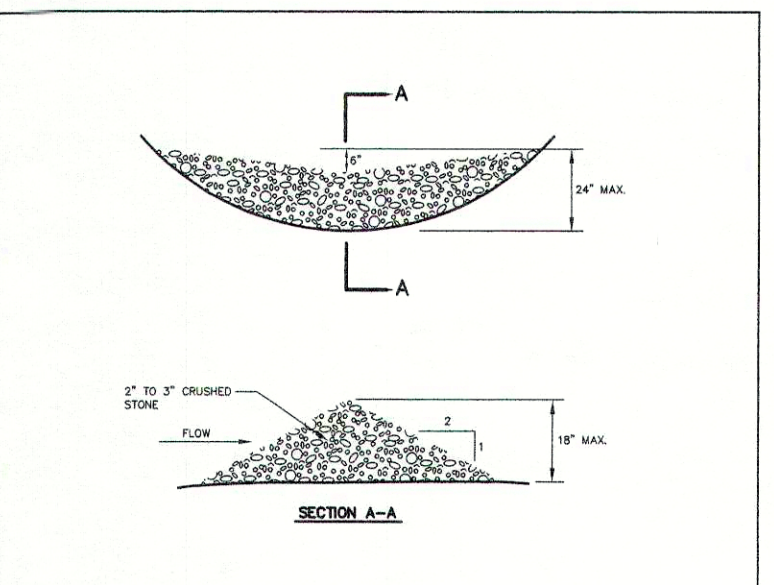
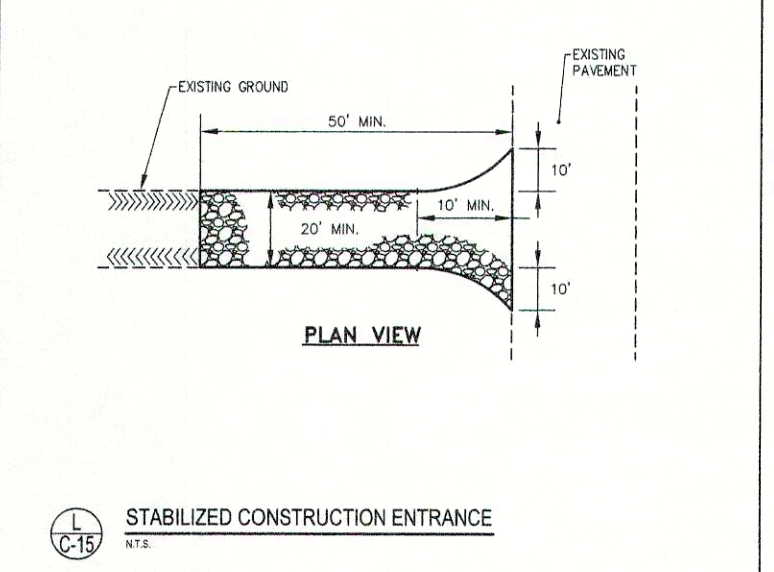
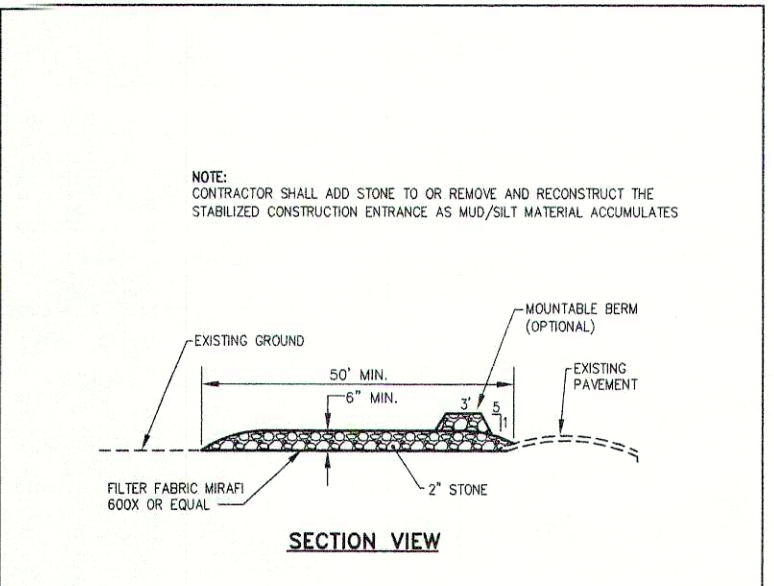
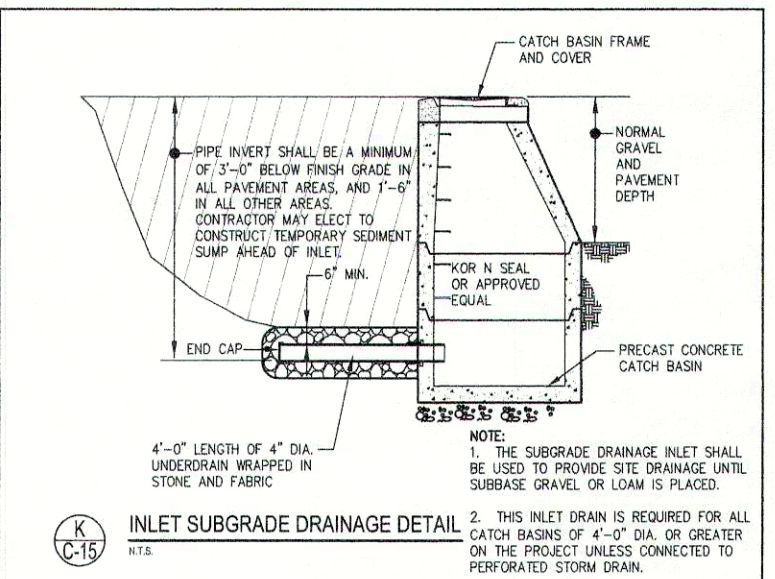
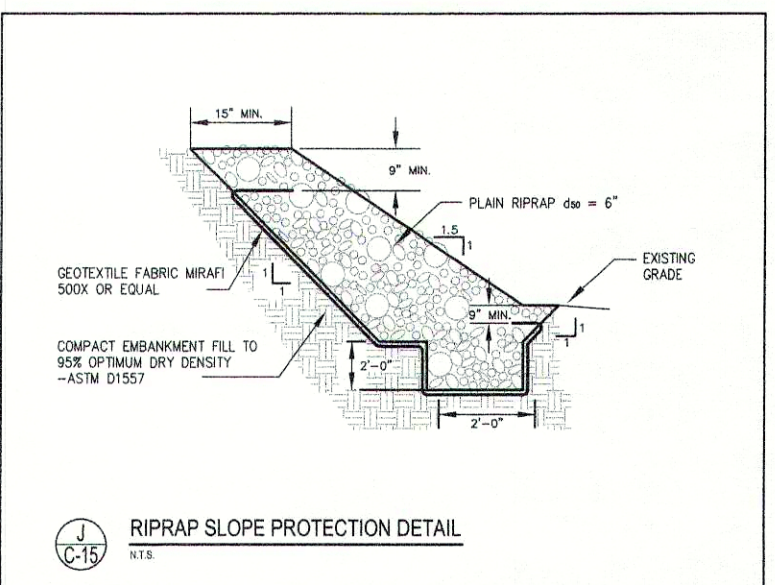
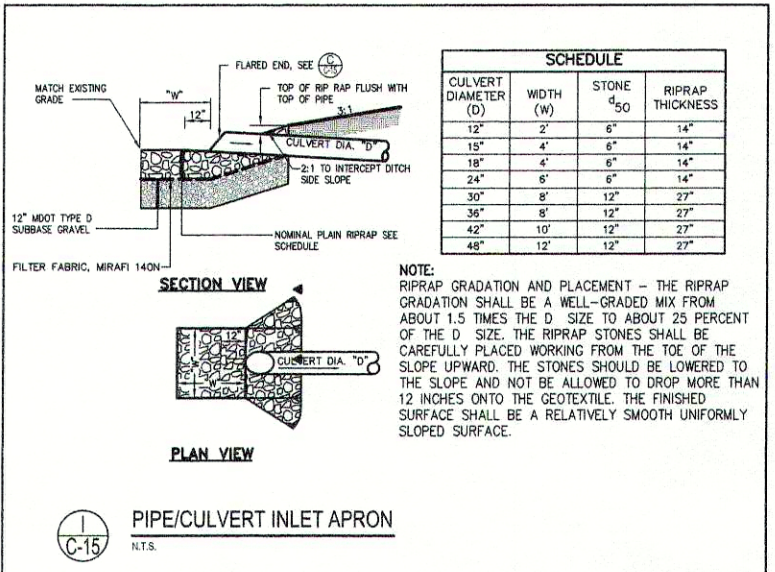
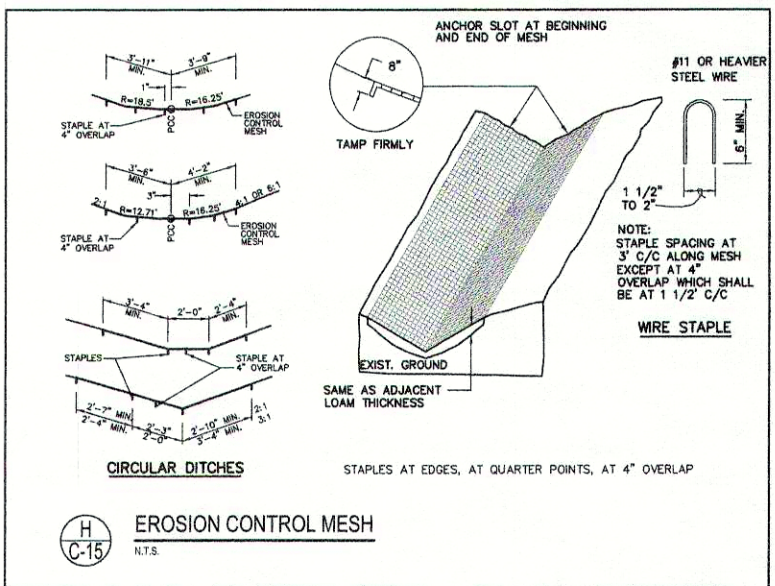
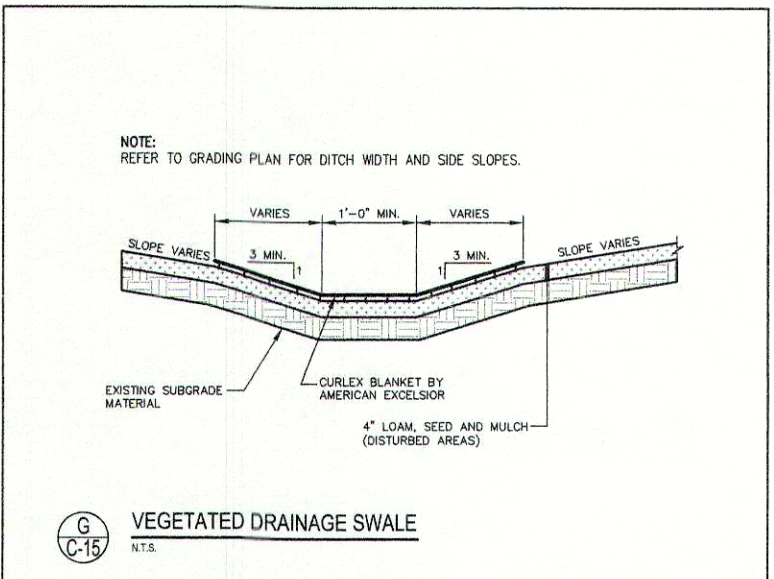
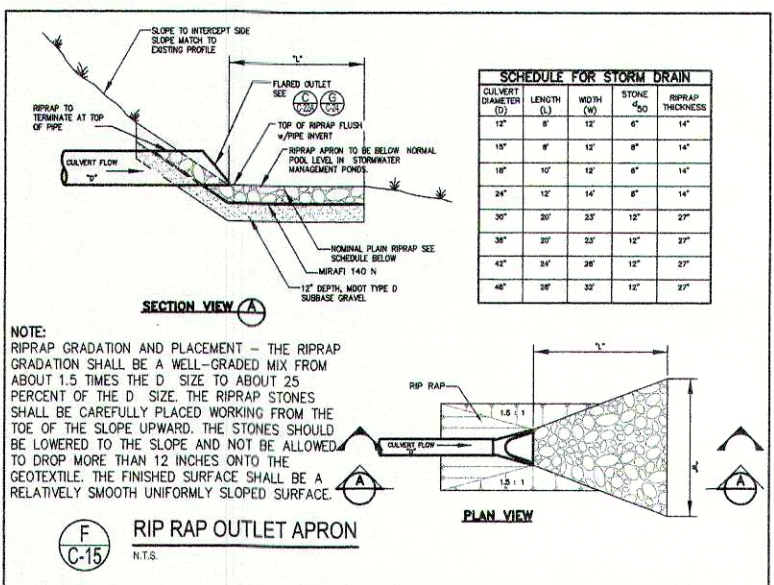
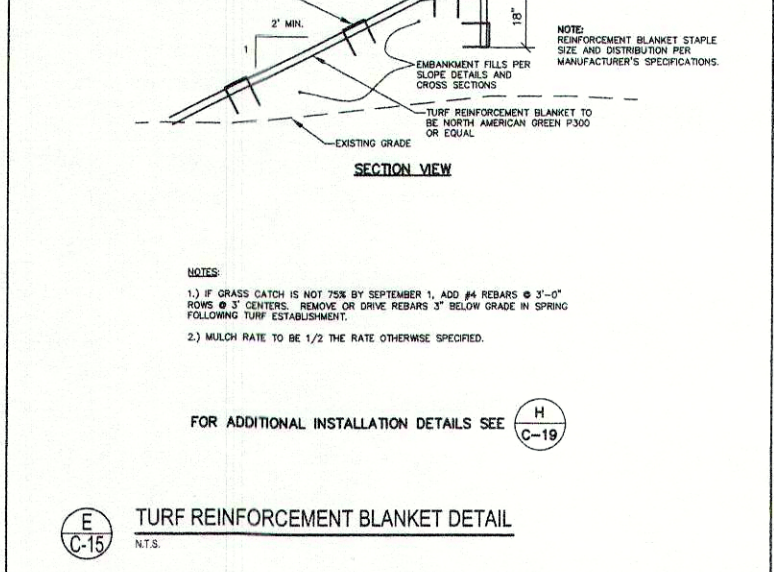
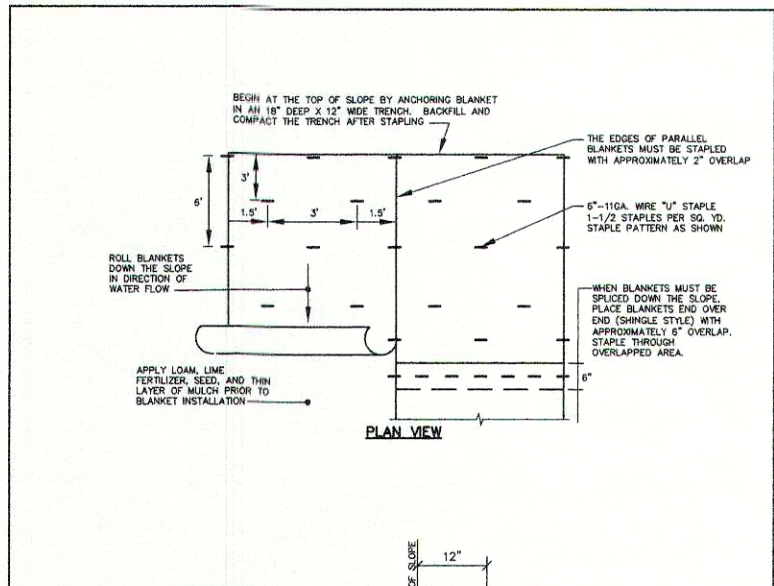
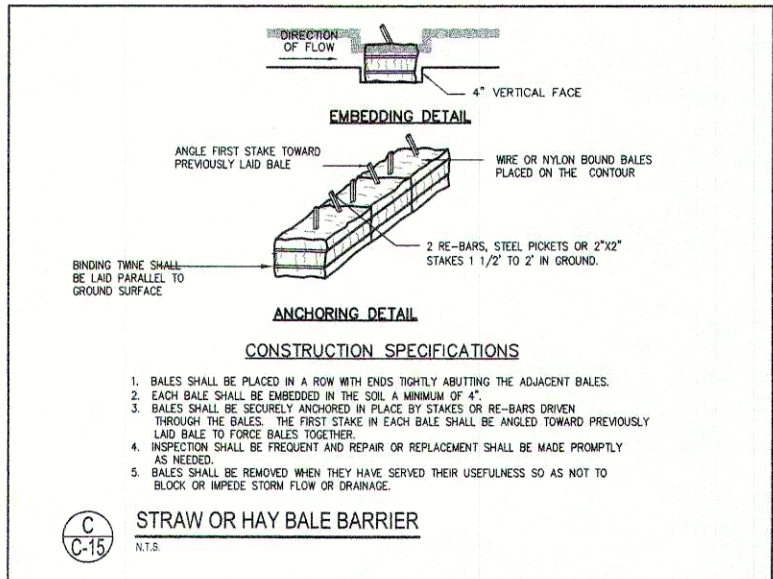
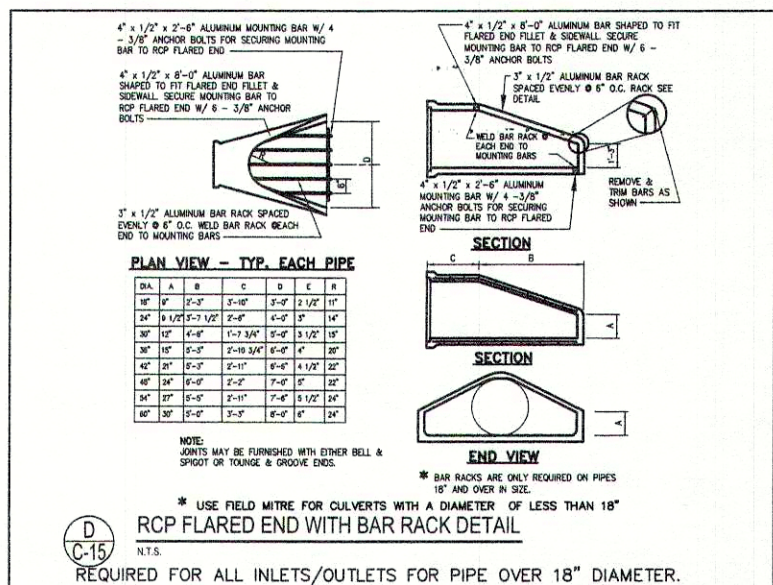
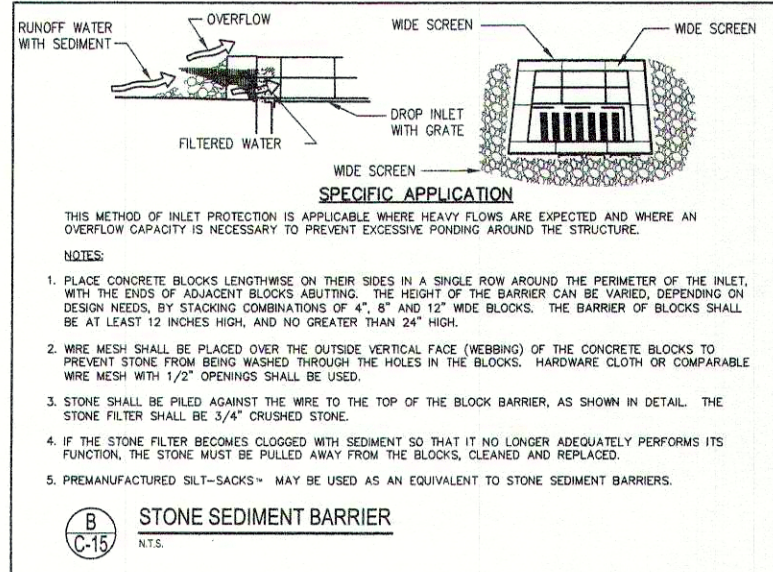
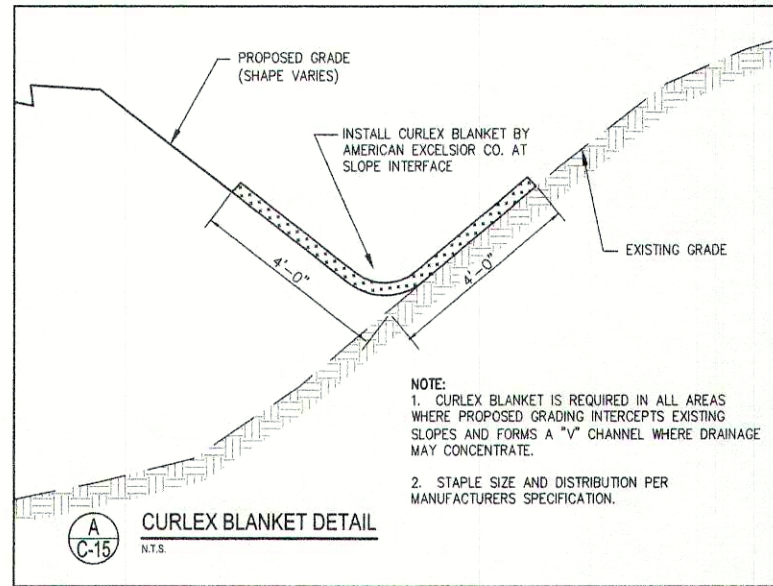
Kitchen Design
TJM Consulting

MSAD #51
CUMBERLAND/NORTH YARMOUTH
(GREELY) MIDDLE SCHOOL

Job No.: 00-24/2085-04
Date: JANUARY 16, 2002
Scale: 1"=40'
Drawn by: KEW
Checked by: WGH


Drawing Title:
EROSION & SEDIMENT CONTROL PLAN

C-15



Revisions		
1	5/20/02	SUBMISSION FOR FINAL REVIEW
2	4/15/02	60% REVIEW SUBMISSION
3	3/25/02	MAILED / TOWN OF CUMBERLAND SUBMISSION
4	3/7/02	DESIGN DEVELOPMENT SUBMISSION
REV	DATE	DESCRIPTION

10 Donforth Street
Post Office Box
363 D15
Portland, Maine
04112-0363
Tel: 207.761.5911
Fax: 207.761.2105
Email: shob@architects.com



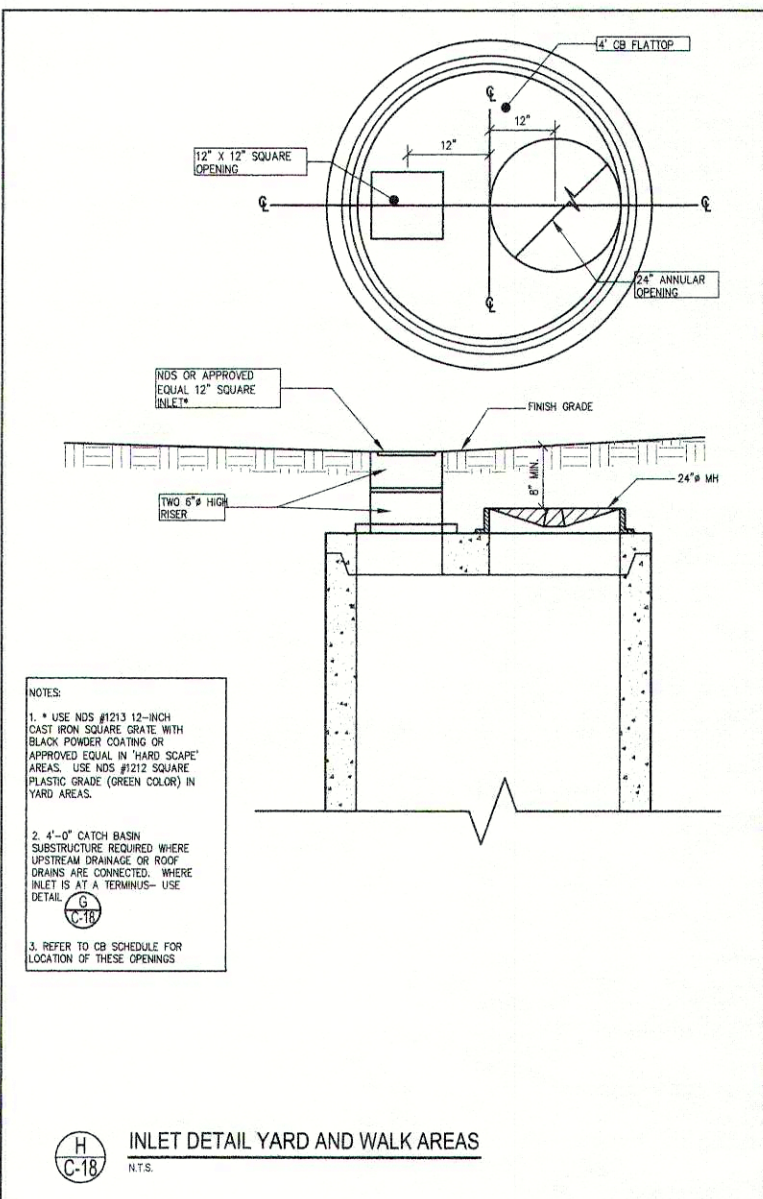
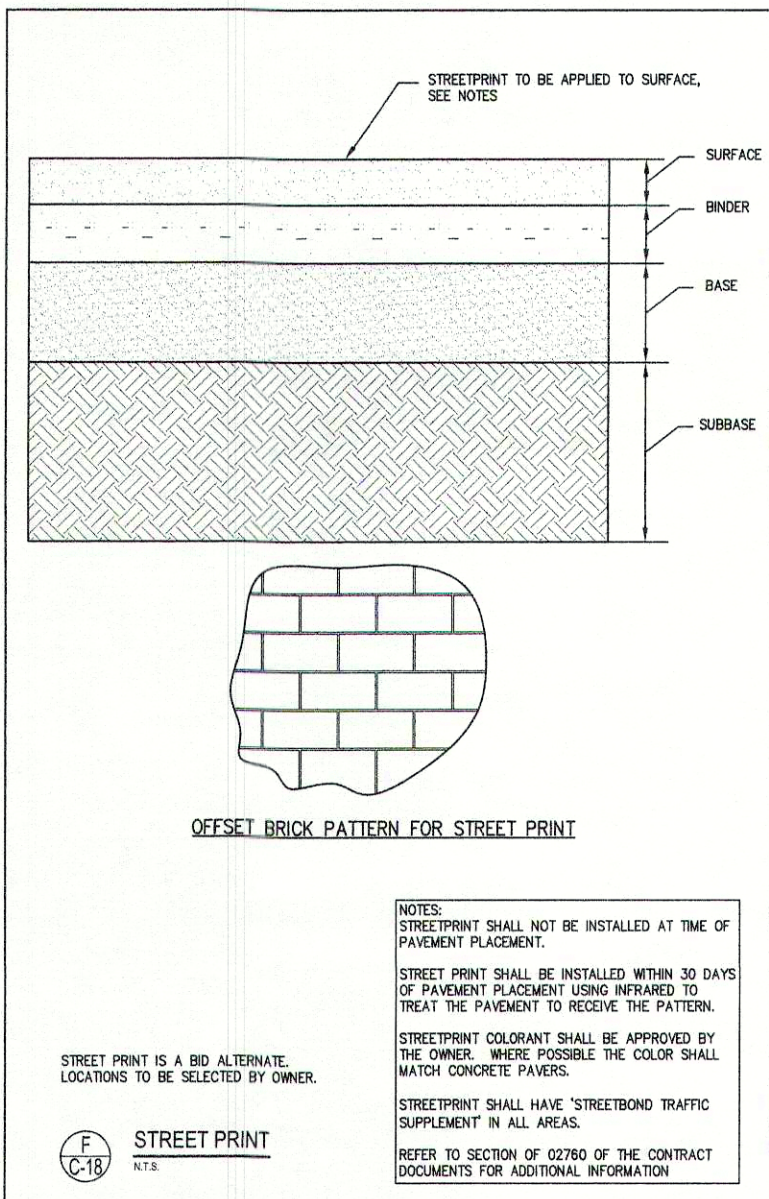
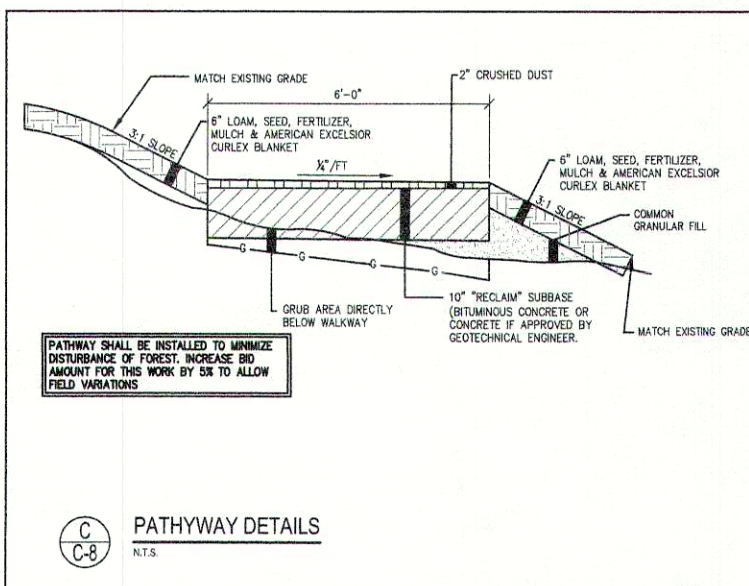
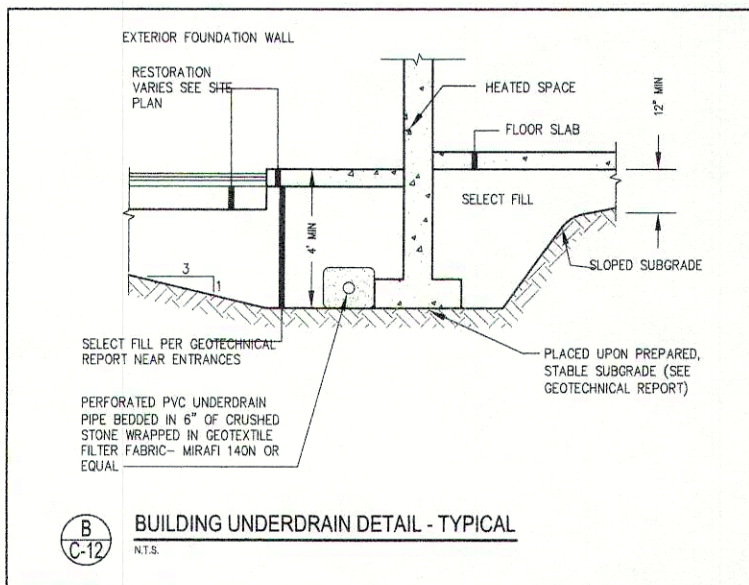
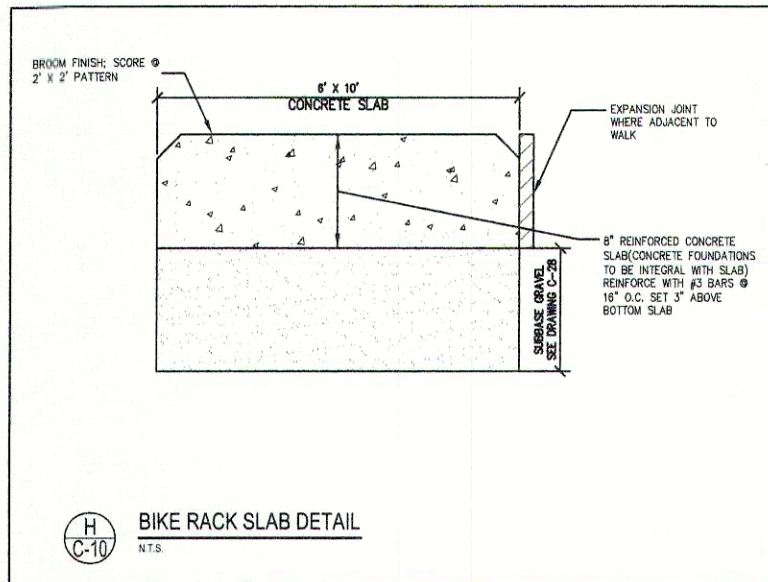
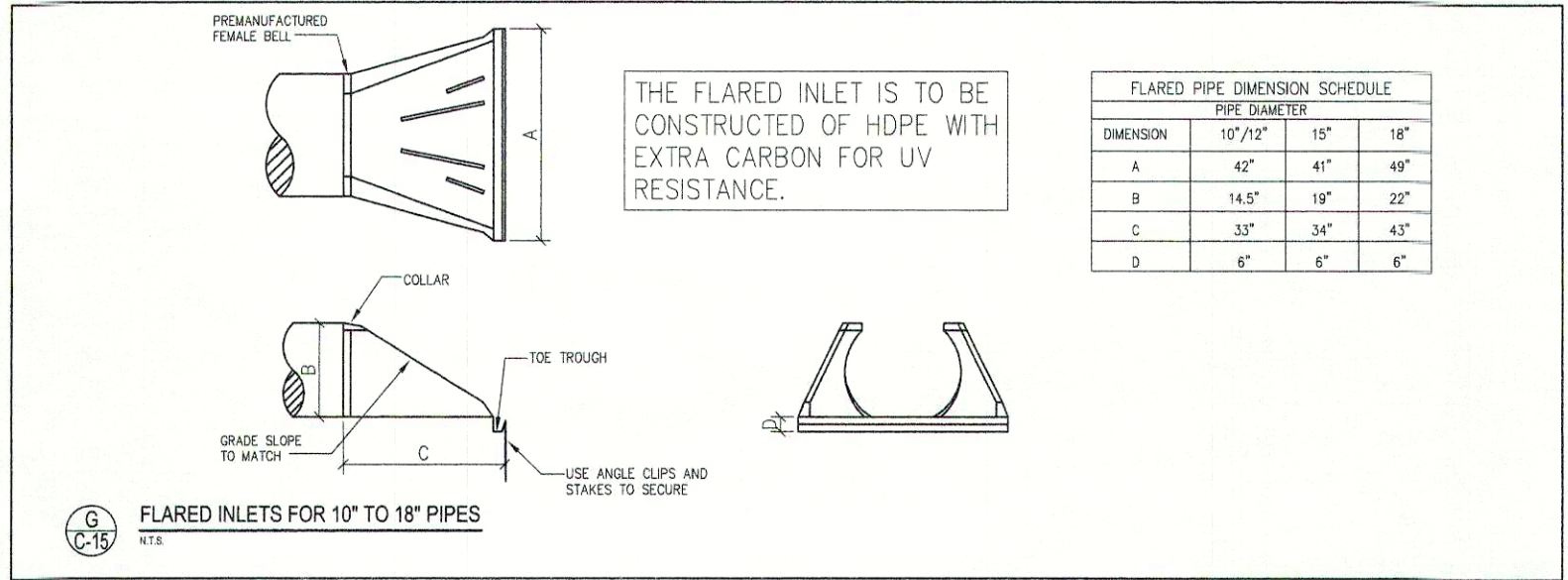
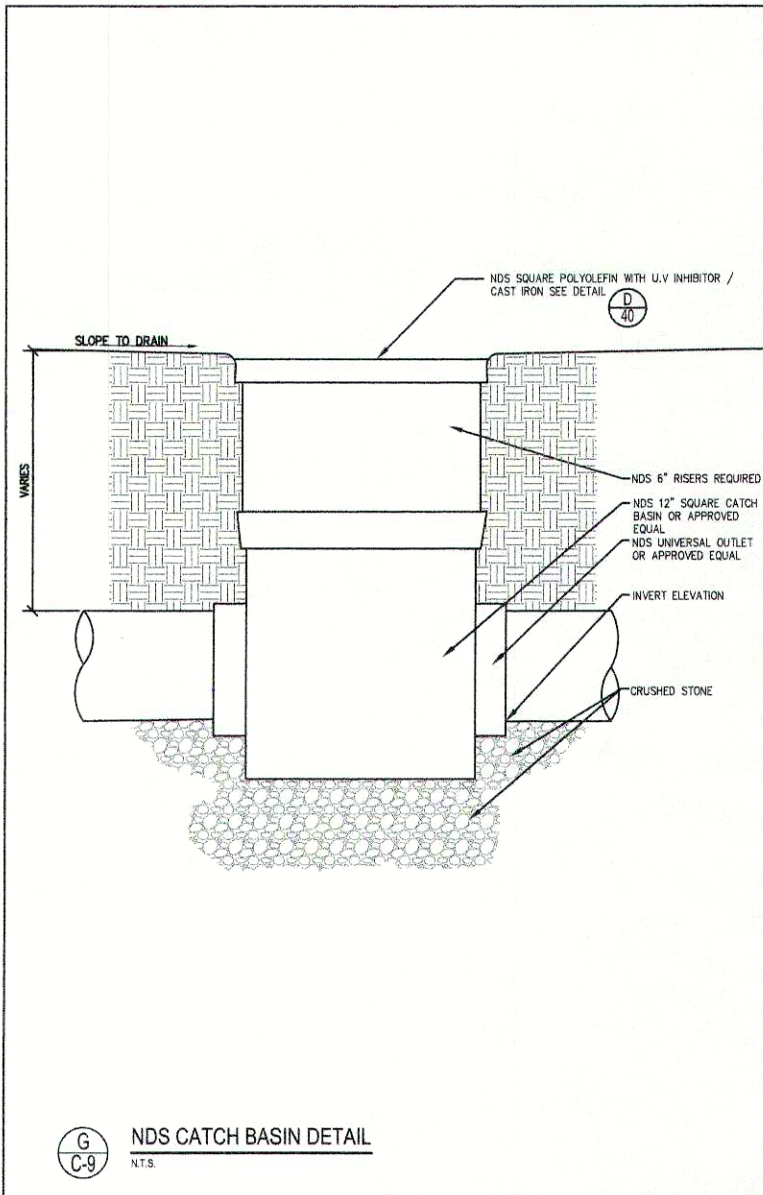
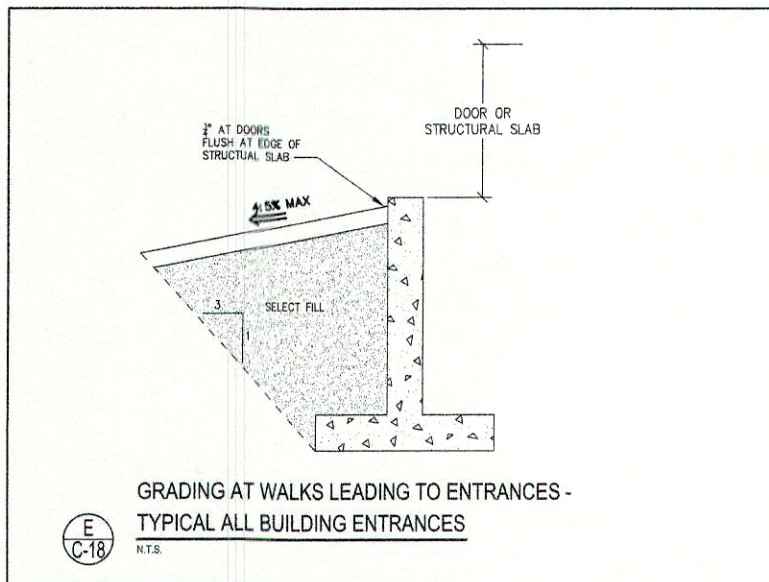
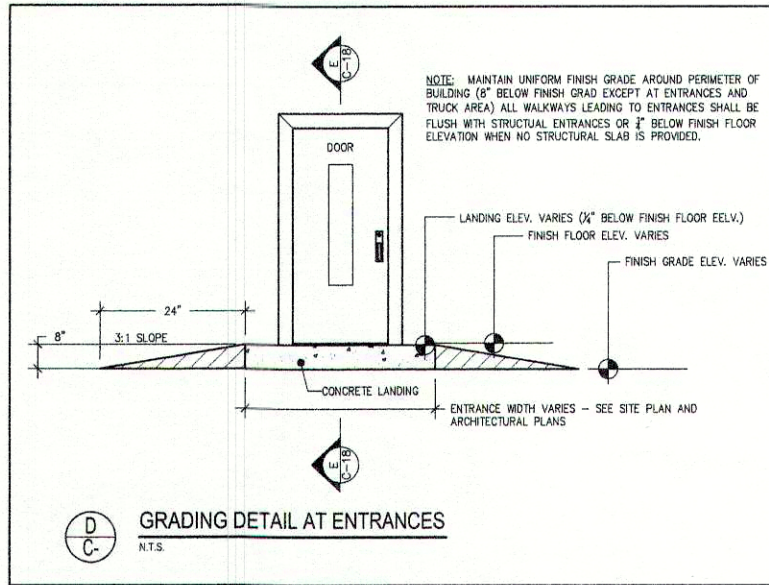
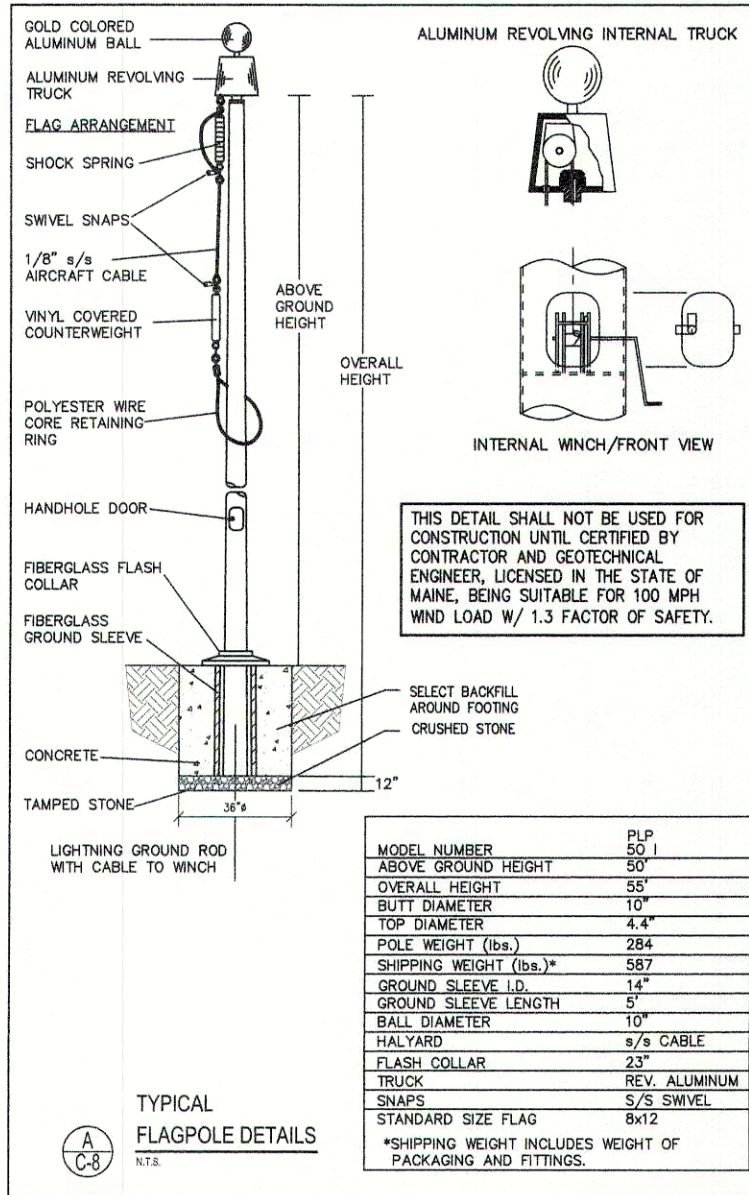
Consultants
Civil Engineer: DeLuca-Hoffman Associates
Landscape Architect: Carroll Associates
Structural Engineer: Pinkham & Greer
Mechanical Engineer: Bennett Engineering
Electrical Engineer: Bennett Engineering
Kitchen Design: TJM Consulting

MSAD #51
CUMBERLAND/NORTH YARMOUTH
MIDDLE SCHOOL

Job No.: 2085.04
Date: JANUARY 16, 2002
Scale: N.T.S.
Drawn by: RGP
Checked by: WGH

Drawing Title:
EROSION & SEDIMENT CONTROL PLAN DETAILS


C-17



SEE SCHEDULE ON DRAWING C-9 FOR LOCATION OF NDS CATCH BASINS AND YARD AREA INLETS.

Revisions		
REV	DATE	DESCRIPTION
4	5/20/02	SUBMISSION FOR FINAL REVIEW
3	4/15/02	30% REVIEW SUBMISSION
2	3/25/02	100% / 70% OF CUMBERLAND SUBMISSION
1	3/7/02	DESIGN DEVELOPMENT SUBMISSION
1		DATE

10 Danforth Street
P.O. Box 582
Portland, Maine 04102-0582
Tel: 207.742.2105
Email: alu@architects.com



Consultants

Civil Engineer
DeLuca-Hoffman Associates

Landscape Architect
Carroll Associates

Structural Engineer
Pirkinham & Greer

Mechanical Engineer
Bennett Engineering

Electrical Engineer
Bennett Engineering

Kitchen Design
TJM Consulting

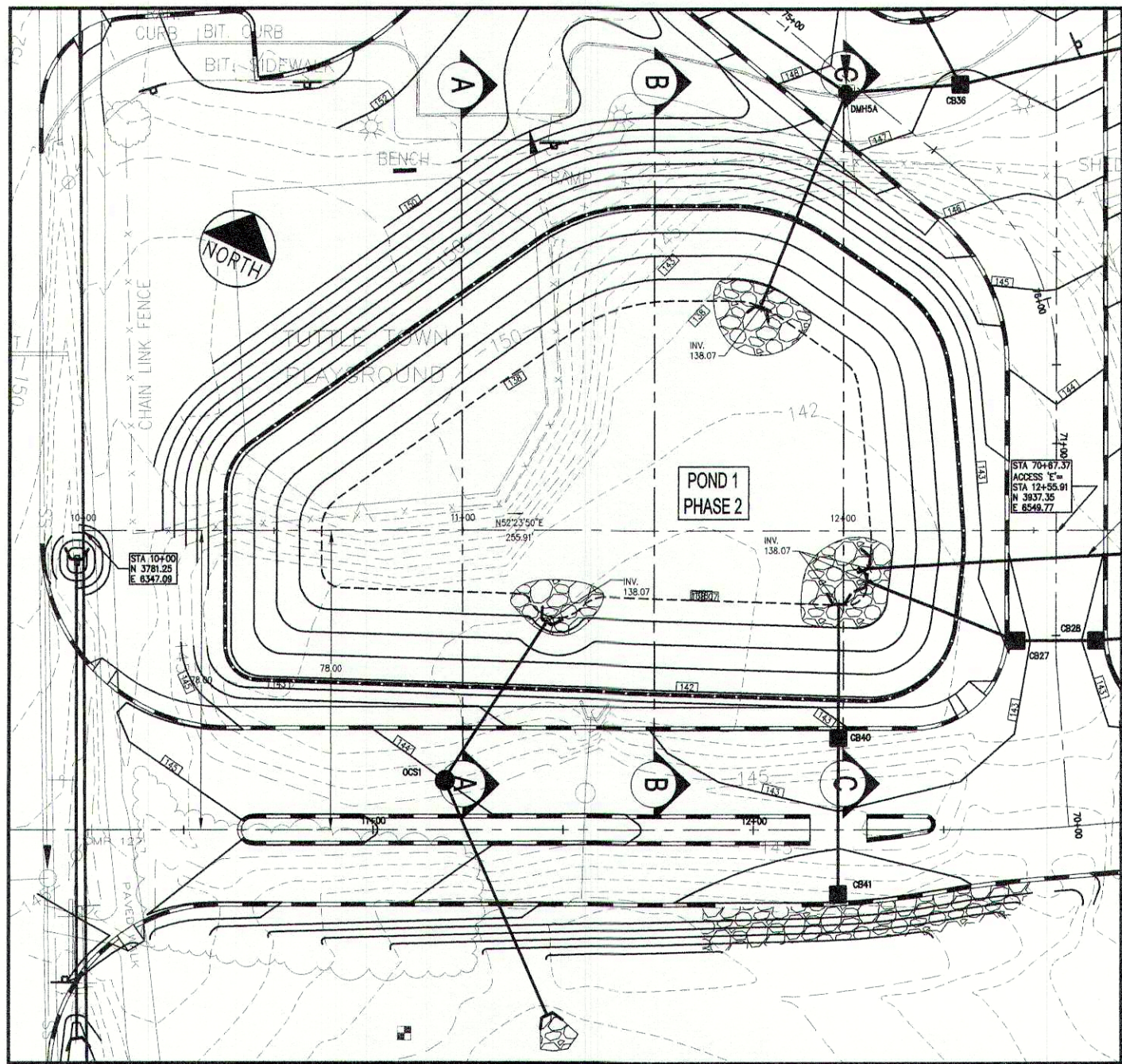
MSAD #51
CUMBERLAND/NORTH YARMOUTH
MIDDLE SCHOOL

Job No.: 2085.04
Date: JANUARY 16, 2002
Scale: N.T.S.
Drawn by: RGP
Checked by: WGH

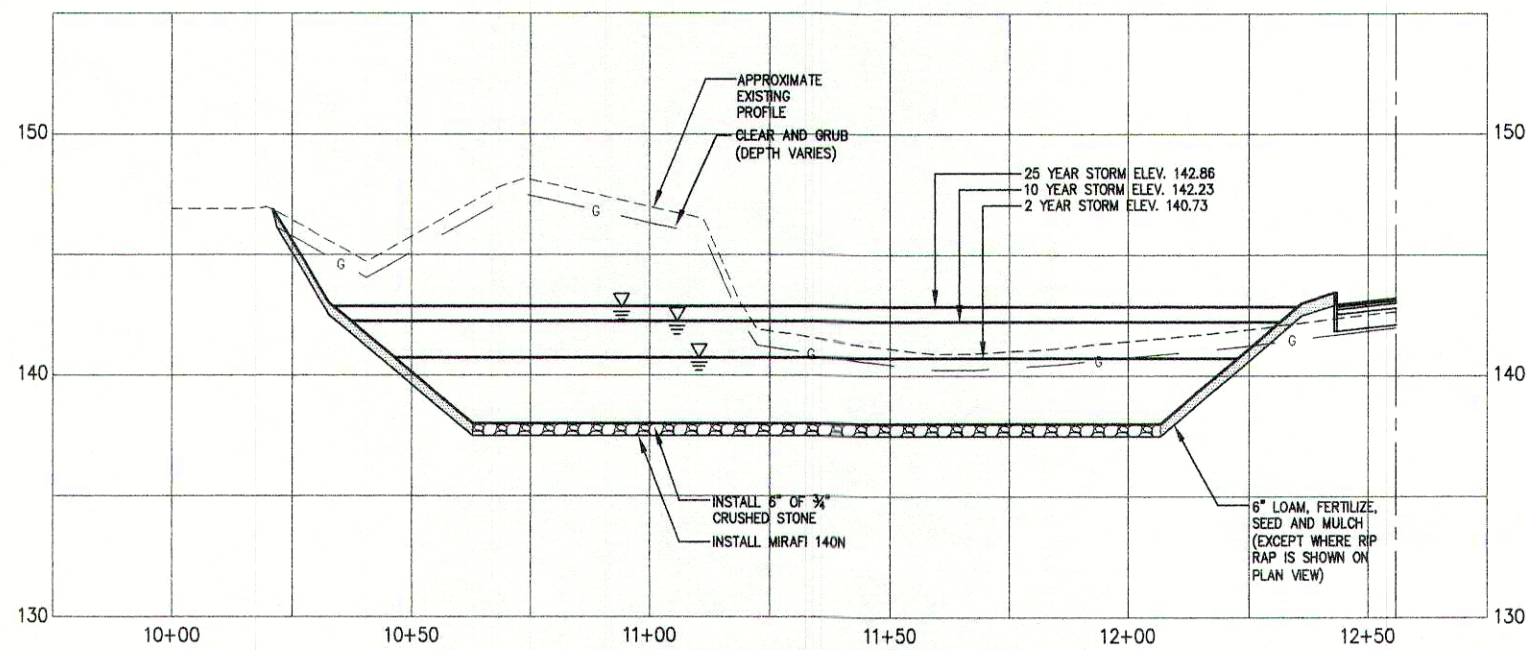
Drawing Title:
**MISCELLANEOUS
SITE DETAILS**

C-18

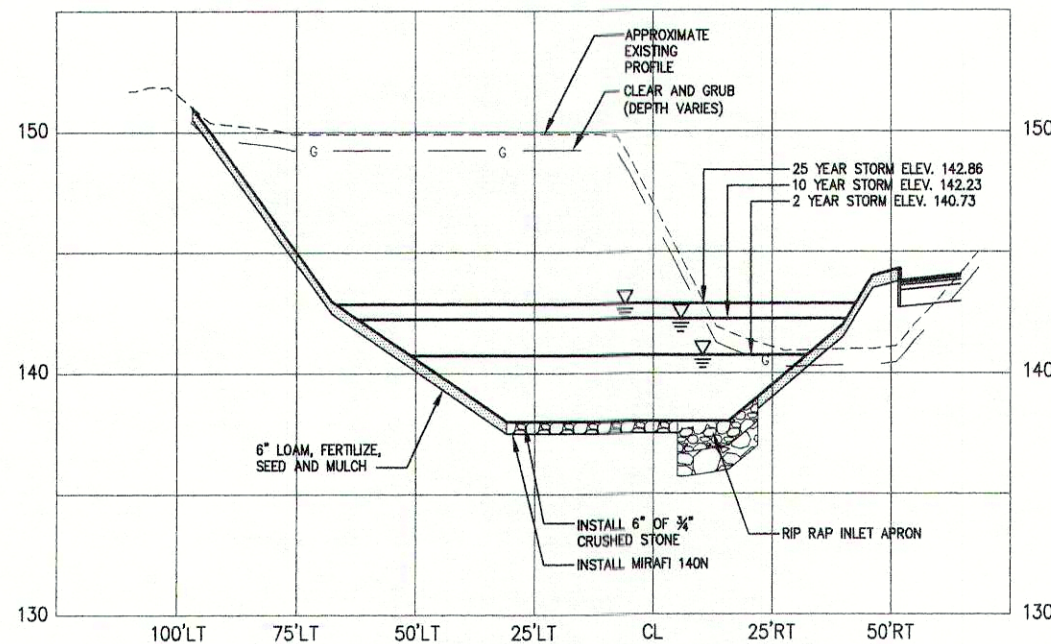
C-19



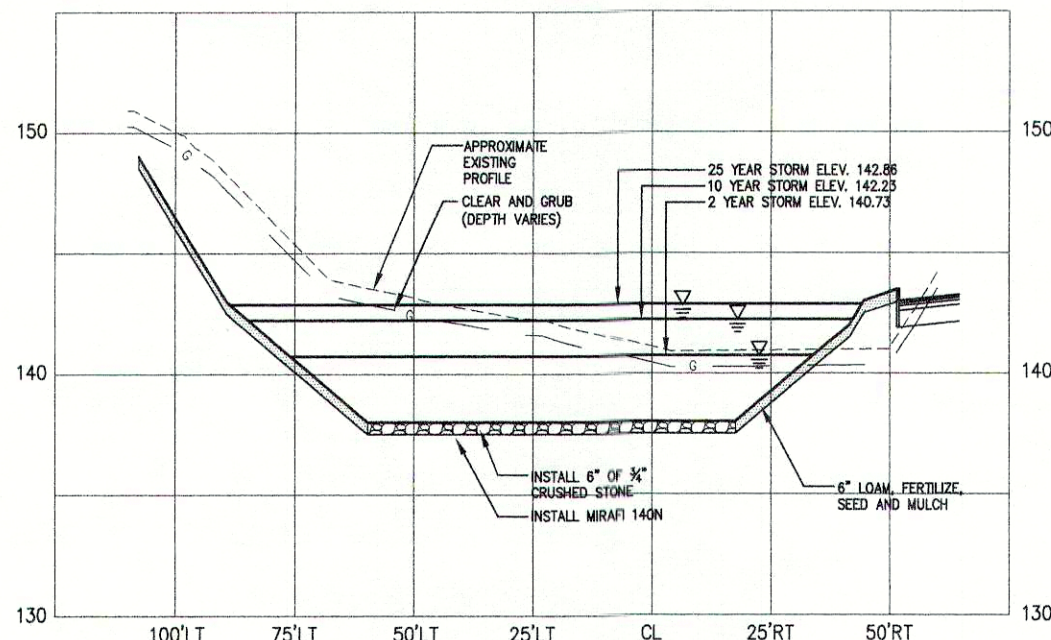
COMPLETE PHASE 2
STORMWATER MANAGEMENT FACILITY #1 PHASE 2 PLAN VIEW



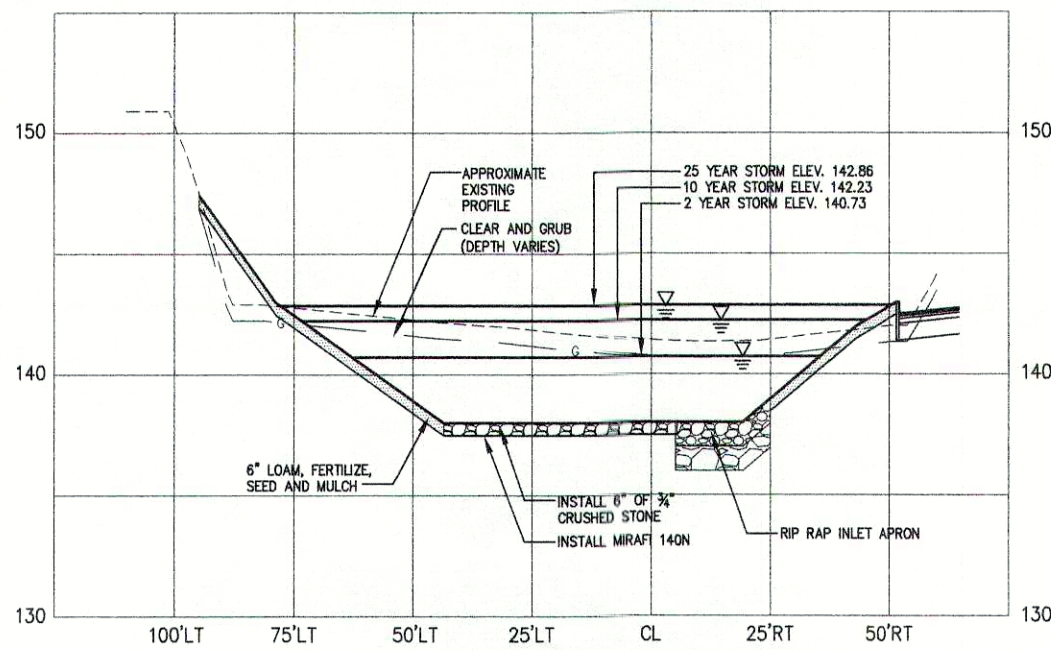
STORMWATER MANAGEMENT FACILITY PROFILE #1



SECTION A-A @ STA 11+00



SECTION B-B @ STA 11+50



SECTION C-C @ STA 12+00

POND #1 STAGE STORAGE				
STAGE ELEV (FT.)	FINAL PHASE AREA (FT ²)	INITIAL PHASE AREA (FT ²)	DIFFERENCE AREA (FT ²)	AREAS PROVIDED IN TEMPORARY SUMP (FT ²)
141	16686	9212	7354	7440
140	13634	7411	6223	6284
139	10969	5613	5156	5464
138	8591	4455	4136	4544


RECONSTRUCTION OF POND 1 IS TO OCCUR IN TWO PHASES:

THE FIRST PHASE WILL BE THE INTERMEDIATE PHASE TO BE CONSTRUCTED IN 2002 WHILE TUTTLE TOWN IS STILL IN SERVICE. (SEE DRAWING C-20A)


THE SECOND PHASE SHOULD OCCUR IN THE FALL OF 2003 (TUTTLE TOWN WILL BE TAKEN OUT OF SERVICE BY OTHERS PRIOR TO THAT TIME.) THE CONTRACTOR IS RESPONSIBLE FOR THE REMAINING DEMOLITION OF THE TUTTLE TOWN PLAYGROUND.

POND #1 PERFORMANCE				
STORM EVENT	STAGE (FT)	DETAINED VALUE (CF)	PEAK FLOW (CFS)	
			IN	OUT
2	140.73	33,034	17.94	1.46
10	142.23	60,529	36.11	6.44
25	142.86	74,658	44.83	8.53

REV	DATE	DESCRIPTION
5	5/20/02	SUBMISSION FOR FINAL REVIEW
4	4/15/02	90% REVIEW SUBMISSION
3	4/10/02	ADDED CONSTRUCTION PHASING TO POND 1
2	3/28/02	MEDED/TOWN OF CUMBERLAND SUBMISSION
1	3/07/02	DESIGN DEVELOPMENT SUBMISSION



10 Danforth Street
Post Office Box
883 DTS
Portland, Maine
(417) 255-5353
Voice: 207.761.3911
Fax: 207.761.2105
Email: sb@sbarchitects.com



Consultants

Civil Engineer
DeLuca-Hoffman Associates
Landscape Architect
Carroll Associates
Structural Engineer
Pinkham & Greer

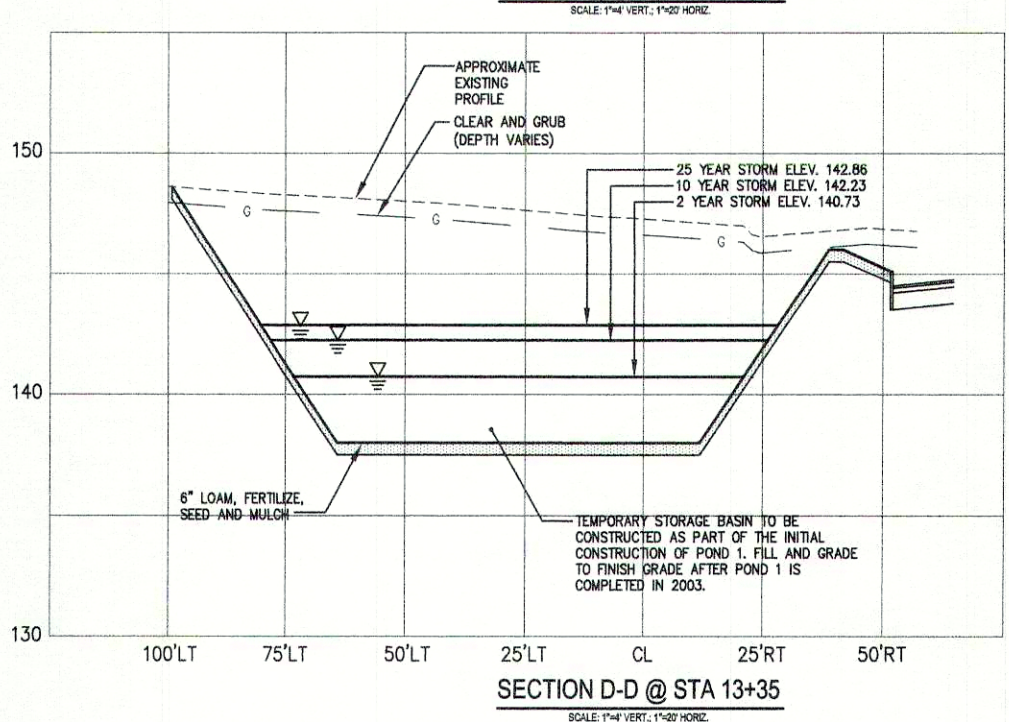
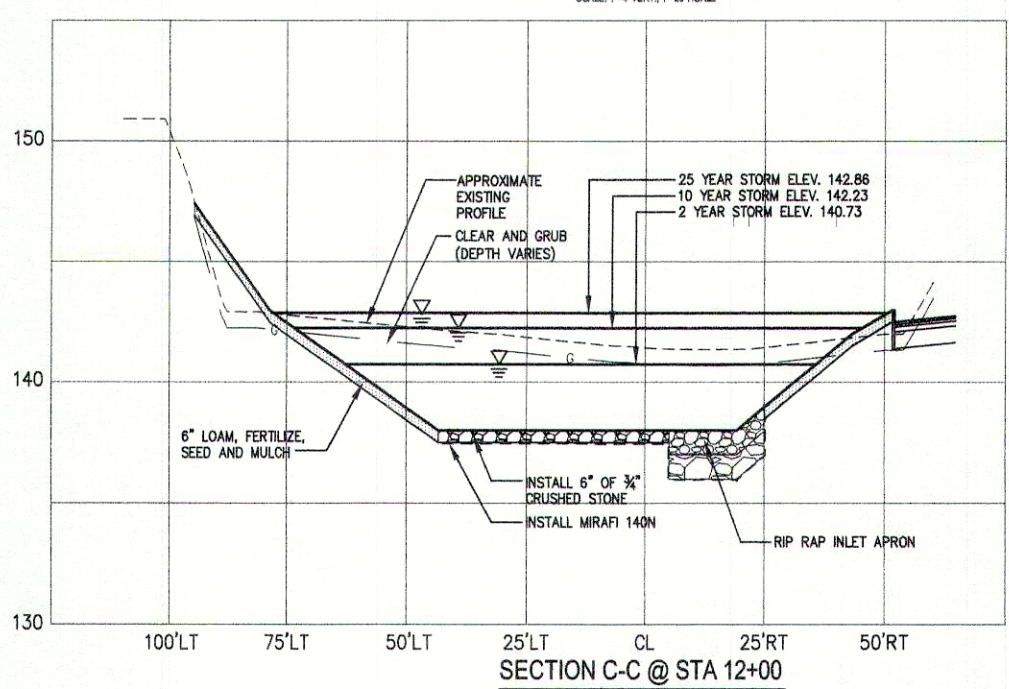
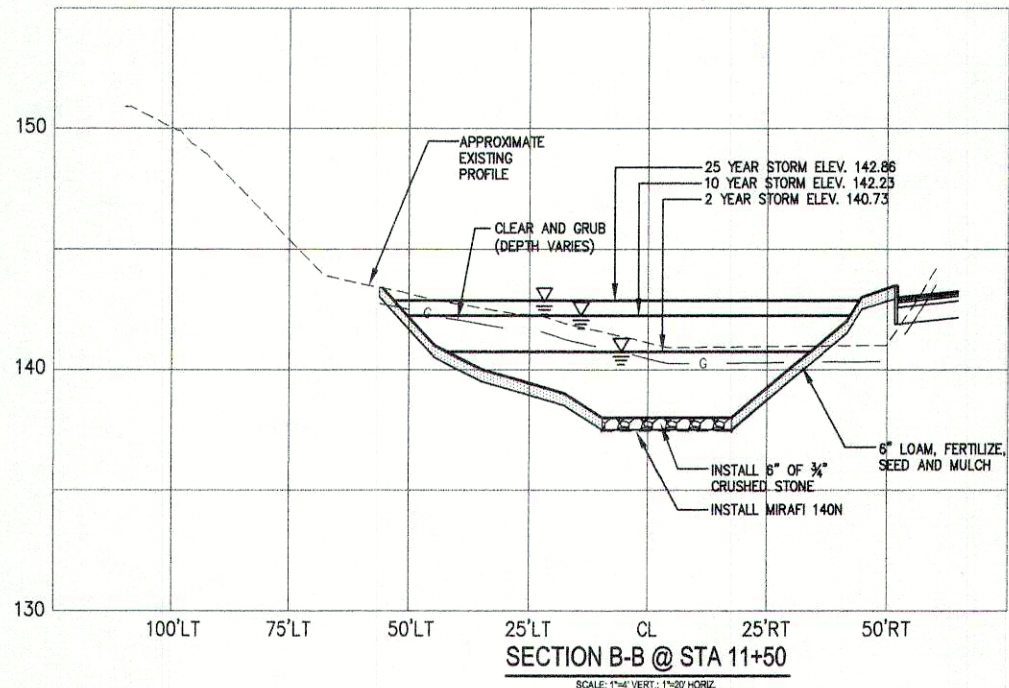
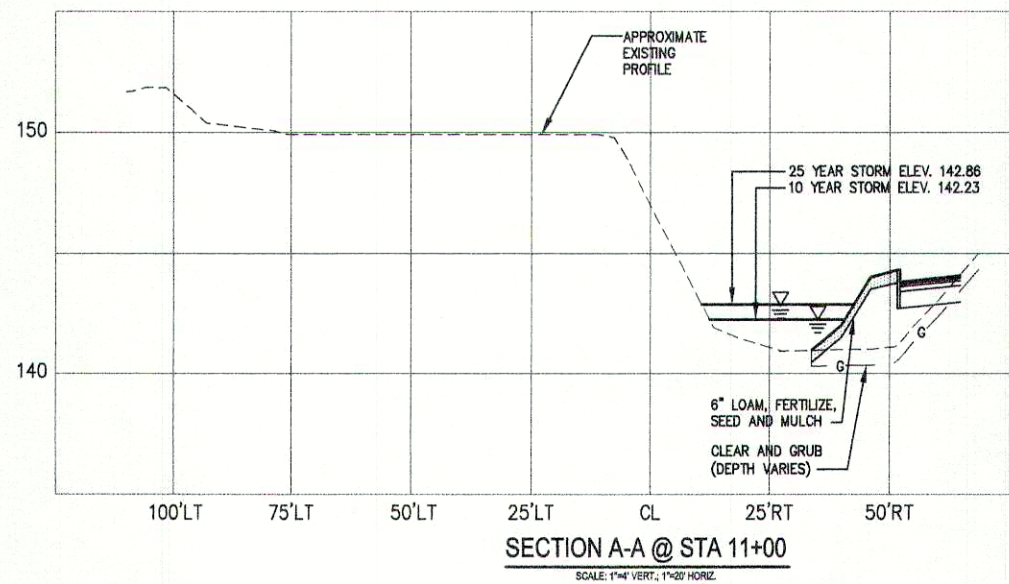
Mechanical Engineer
Bennett Engineering
Electrical Engineer
Bennett Engineering
Kitchen Design
TJM Consulting

MSAD #51
CUMBERLAND/NORTH YARMOUTH
(GREELEY) MIDDLE SCHOOL

Job No.: 00-24/2085.04
Date: JANUARY 16, 2002
Scale: AS NOTED
Drawn by: KEW
Checked by: WGH

Drawing Title:
STORMWATER MANAGEMENT
PLAN, PROFILE & SECTIONS
FOR PHASE 2 POND 1

C-20



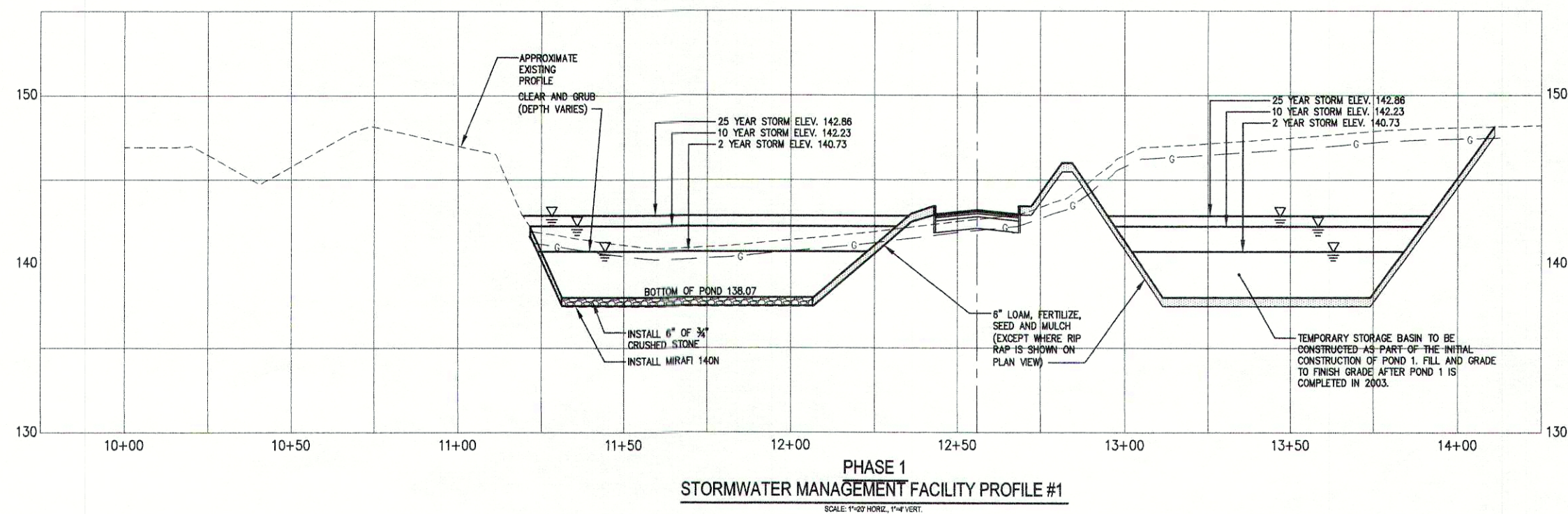
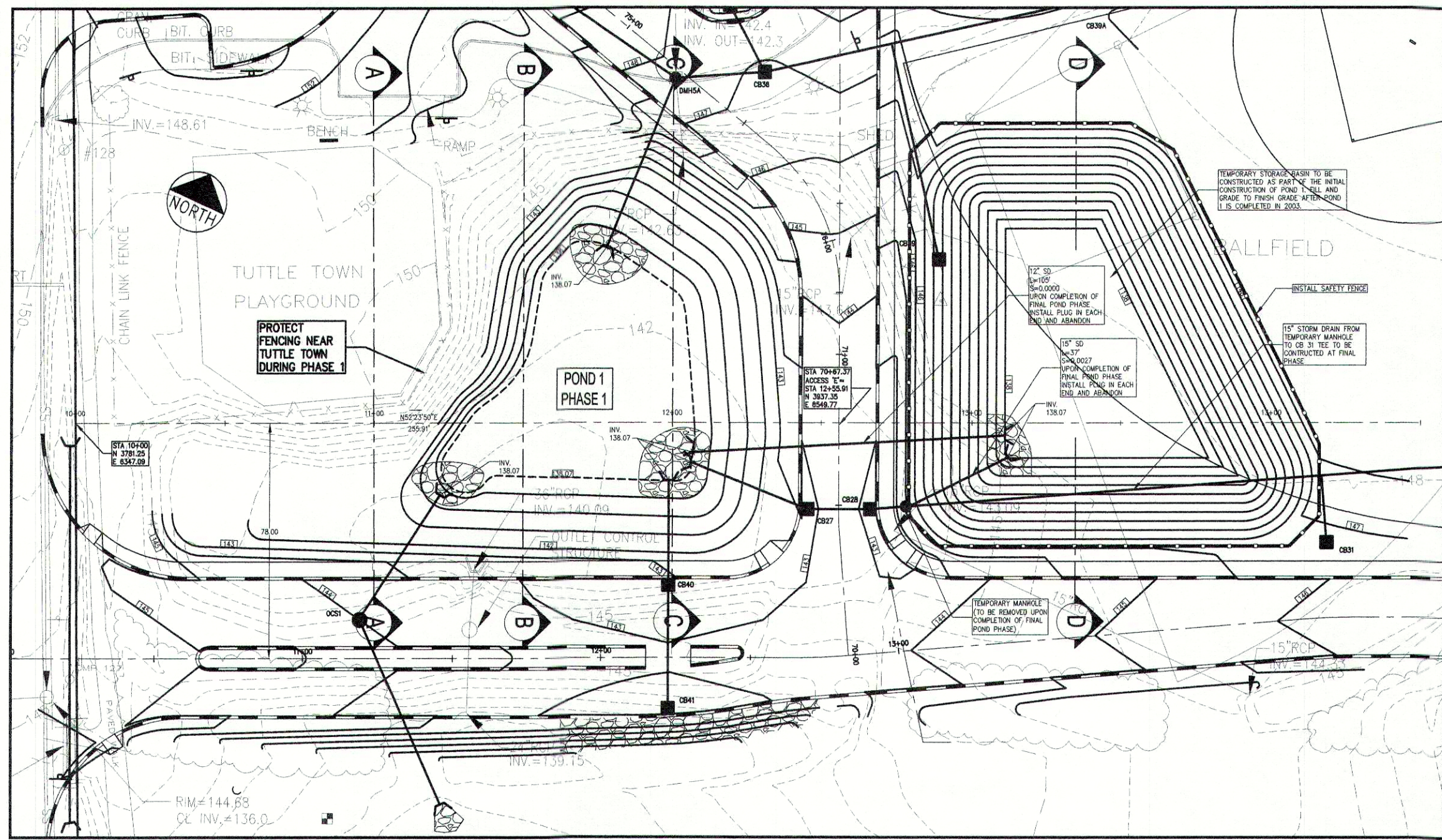
POND #1 STAGE STORAGE				
STAGE ELEV. (FT.)	FINAL PHASE AREA (FT ²)	INITIAL PHASE AREA (FT ²)	DIFFERENCE AREA (FT ²)	AREAS PROVIDED IN TEMPORARY SUMP (FT ²)
141	16566	9212	7354	7440
140	13634	7411	6223	6284
139	10969	5613	5156	5464
138	8591	4455	4136	4544

RECONSTRUCTION OF POND 1 IS TO OCCUR IN TWO PHASES:

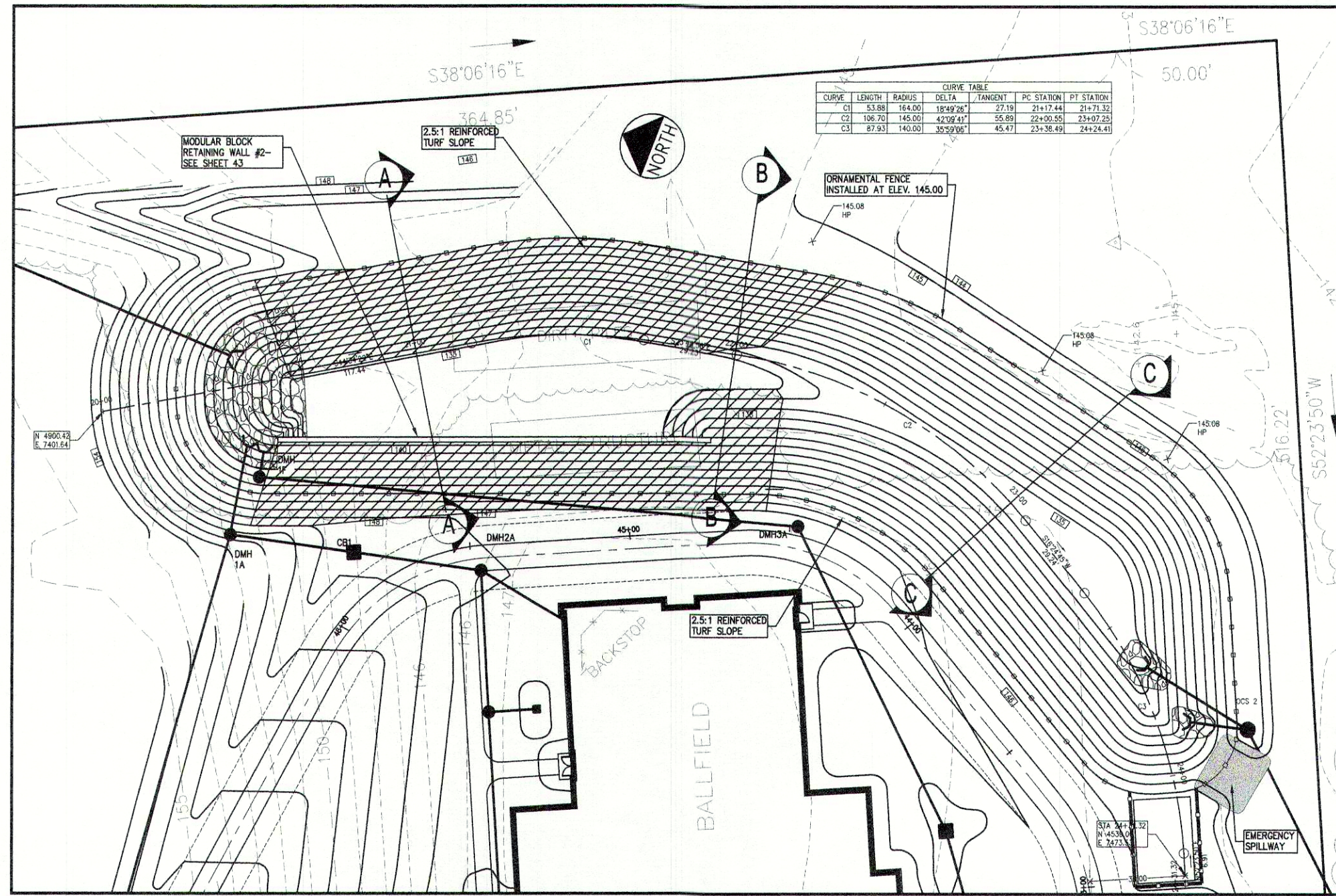
THE FIRST PHASE WILL BE THE INTERMEDIATE PHASE TO BE CONSTRUCTED IN 2002 WHILE TUTTLE TOWN IS STILL IN SERVICE. SEE DRAWING C-20.

THE SECOND PHASE SHOULD OCCUR IN THE FALL OF 2003 (TUTTLE TOWN WILL BE TAKEN OUT OF SERVICE BY OTHERS PRIOR TO THAT TIME.) THE CONTRACTOR IS RESPONSIBLE FOR THE REMAINING DEMOLITION OF THE TUTTLE TOWN PLAYGROUND.

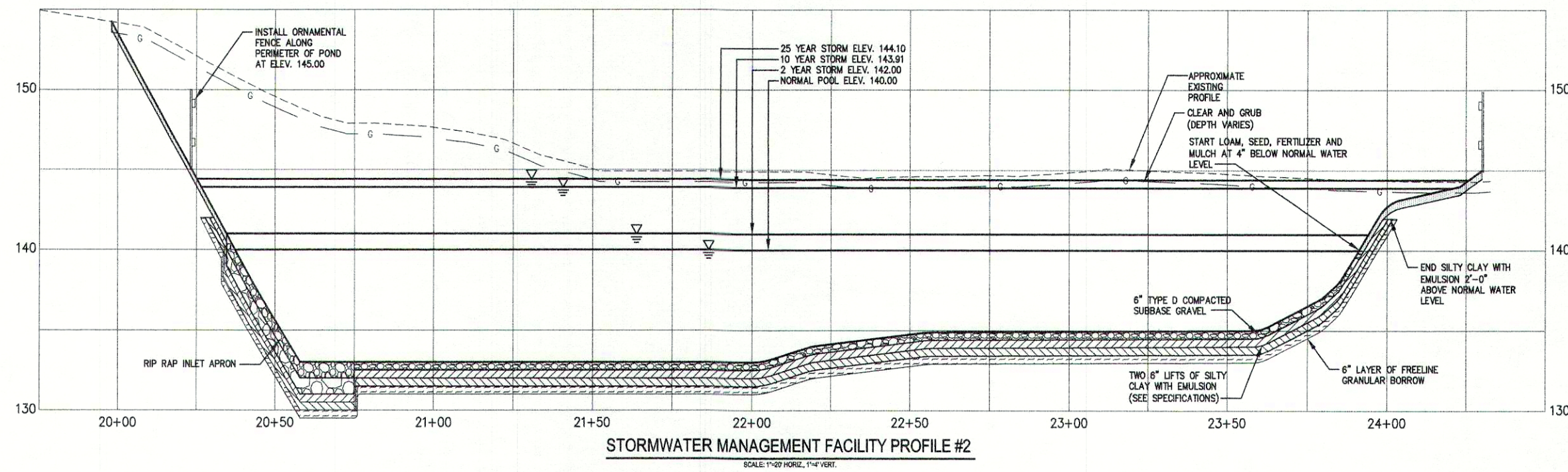
POND #1 PERFORMANCE				
STORM EVENT	STAGE (FT)	DETAINED VALUE (CF)	PEAK FLOW (CFS)	IN OUT
2	140.73	33,034	17.94	1.46
10	142.23	60,529	36.11	6.44
25	142.86	74,658	44.93	8.53



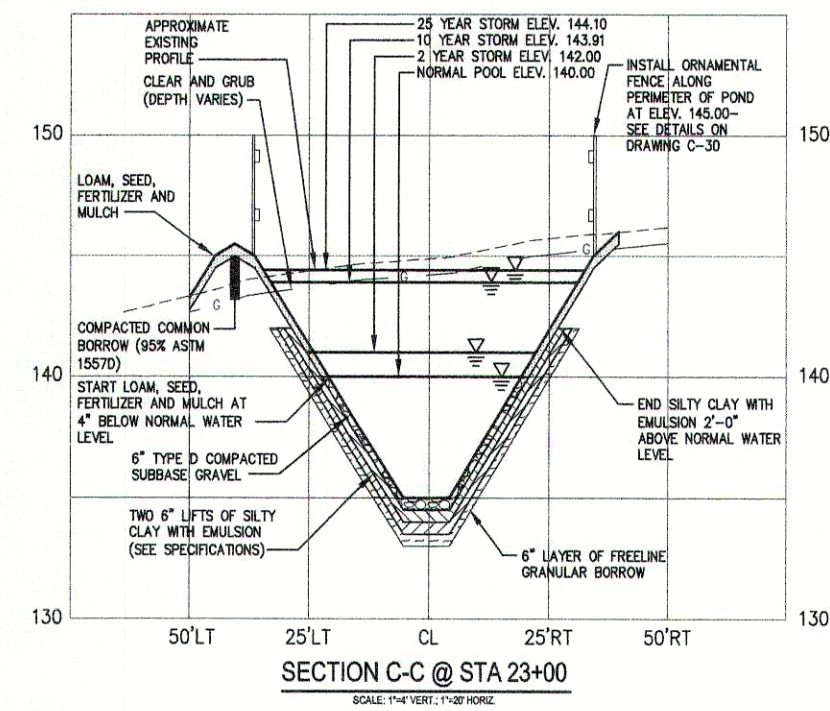
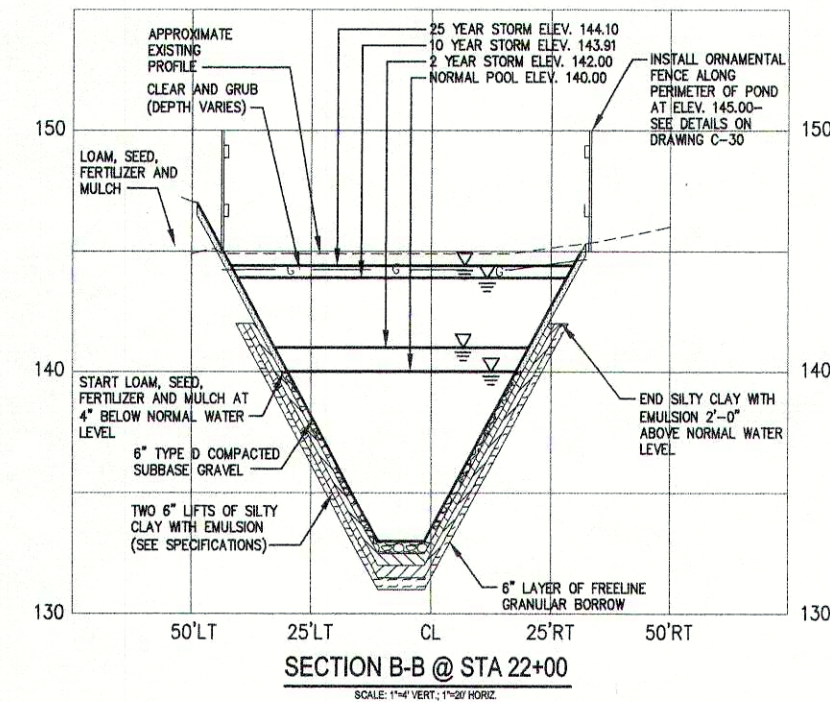
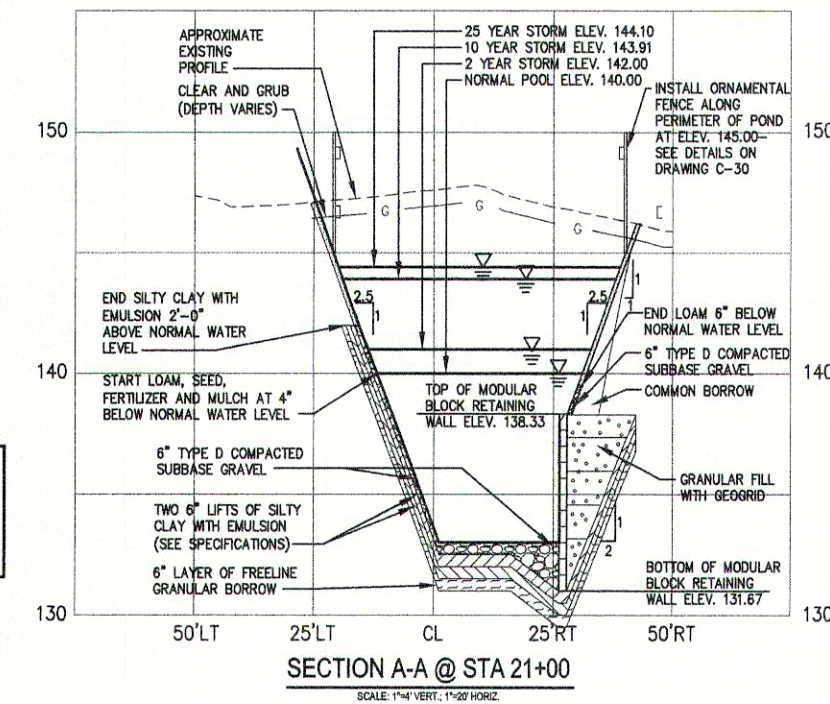
4 1/20/02 SUBMISSION FOR FINAL REVIEW 3 4/15/02 BOX REVIEW SUBMISSION 3 4/22/02 ADDED CONSTRUCTION PHASING TO POND 1 3 5/28/02 MESEP/TOWN OF CUMBERLAND SUBMISSION 1 5/27/02 DESIGN DEVELOPMENT SUBMISSION REV DATE DESCRIPTION	10 Danforth Street Post Office Box 833 DTS Portland, Maine 04102-0855 207.761.5911 Fax: 207.761.2105 Email: sba@sbarchitects.com		Consultants Civil Engineer: DeLuca-Hoffman Associates Landscape Architect: Carroll Associates Structural Engineer: Pinkham & Greer Mechanical Engineer: Bennett Engineering Electrical Engineer: Bennett Engineering Kitchen Design: TJM Consulting	MSAD #51 CUMBERLAND/NORTH YARMOUTH (GREELY) MIDDLE SCHOOL	Job No.: 00.24/2085.04 Date: JANUARY 16, 2002 Scale: AS NOTED Drawn by: KEW Checked by: WGH Drawing Title: STORMWATER MANAGEMENT PLAN, PROFILE & SECTIONS FOR PHASE 1 POND 1	C-20A
--	---	--	---	--	---	--------------



STORMWATER MANAGEMENT FACILITY #2 PLAN VIEW
SCALE: 1"=20'



FOR ADDITIONAL
INFORMATION ON
RETAINING WALL: SEE
DRAWING C-42 AND
C-43



POND #2 PERFORMANCE				
STORM EVENT	STAGE (FT)	DETAINED VALUE (CF)	PEAK FLOW (CFS)	
			IN	OUT
2	142.00	34,206	12.38	2.03
10	143.91	75,127	26.42	5.67
25	144.10	79,777	32.71	7.74

POND #2 WATER QUALITY PERFORMANCE		
A	NORMAL WATER LEVEL	ELEV 140.0
B	ELEV 12" BELOW NORMAL POOL	ELEV 138.0
C	AREA OF POND SURFACE AT ELEV. 138.0	13,039 SF
D	VOLUME OF POND AT ELEV. 140.0	47,308 CF
E	VOLUME OF POND AT ELEV. 138.0	35,248 CF
F	MEAN DEPTH EIC	3.38
G	L/W RATIO	10.7
H	POND 2 VOLUMES (PHASE 1)	0.62
I	POND 2 VOLUMES (PHASE 2)	0.58
J	TSS REMOVAL EFFICIENCY	84

NOTES CONCERNING EMERGENCY OVERFLOW

IN THE EVENT OF POND SURCHARGE ABOVE ELEV. 140.00, WATER WOULD FLOW OR BE RELEASED AT THE FOLLOWING LOCATIONS:

PRIMARY: (ELEV. 138.85) 5.4" VERT. ORIFICE/GRATE x 2

PRIMARY: (ELEV. 143.00) 8" VERT. ORIFICE/GRATE

SECONDARY: (ELEV. 143.75) 8.0' LONG x 0.7' BREADTH

BROAD-CRESTED RECTANGULAR WEIR


SECONDARY: (ELEV. 144.10) 10.0' LONG x 10.0' BREADTH

BROAD-CRESTED RECTANGULAR WEIR

5	5/20/02	SUBMISSION FOR FINAL REVIEW
4	4/15/02	WORK REVIEW SUBMISSION
3	4/02/02	REVISED PER INTERNAL REVIEW
2	3/06/02	WETTER TOWN OF CUMBERLAND SUBMISSION
1	3/07/02	DESIGN DEVELOPMENT SUBMISSION
REV.	DATE	DESCRIPTION



10 Danforth Street
Post Office Box
883 DTS
Portland, Maine
04112-0883
207.781.5911
Fax:
207.781.2105
Email:
sbo@architects.com



Consultants

Civil Engineer
DeLuco-Hoffman Associates

Mechanical Engineer
Bennett Engineering

Landscape Architect
Carroll Associates

Electrical Engineer
Bennett Engineering

Structural Engineer
Pinkham & Greer

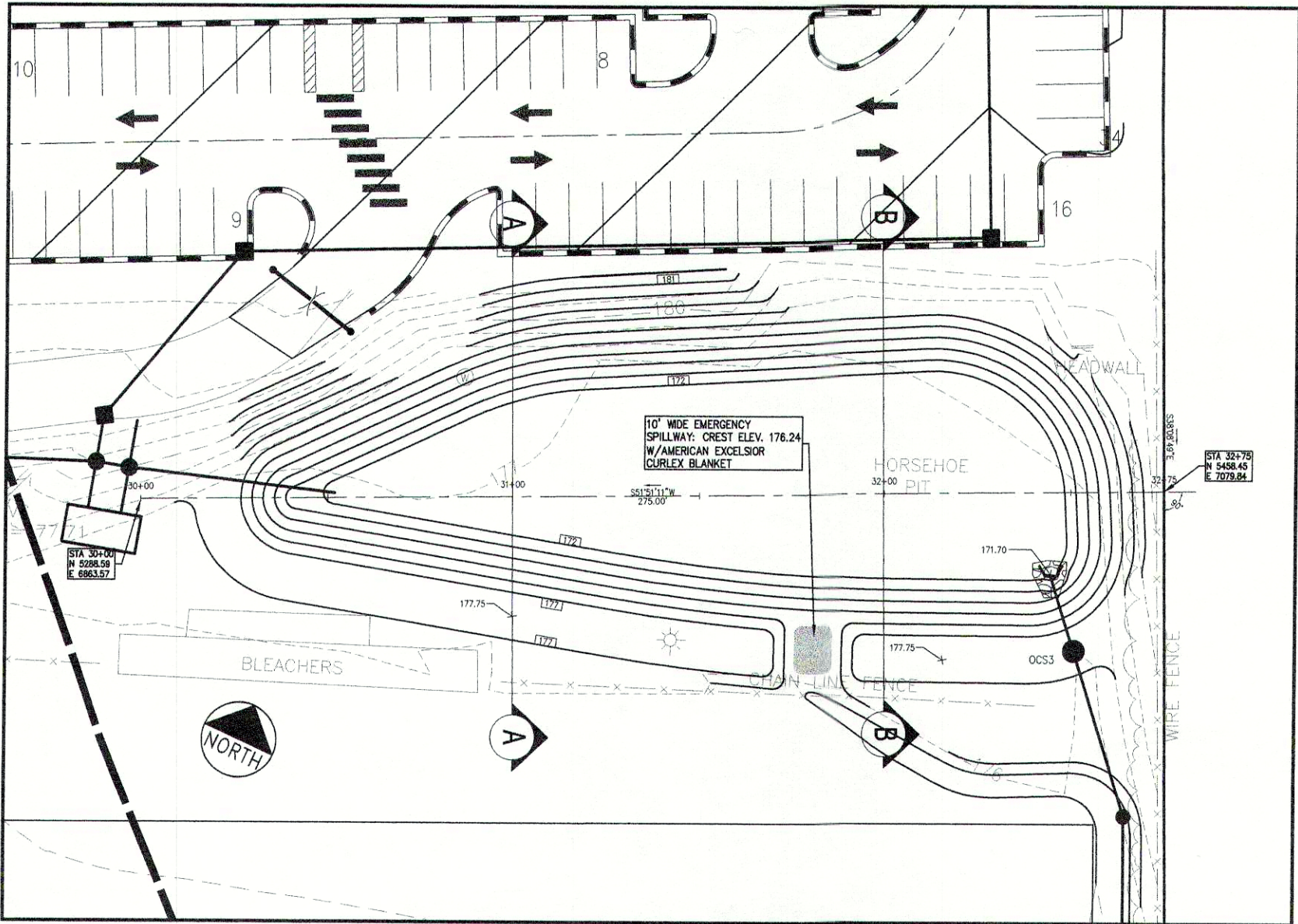
Kitchen Design
TJM Consulting

MSAD #51
CUMBERLAND/NORTH YARMOUTH
(GREELY) MIDDLE SCHOOL

Job No.: 00.24/2085.04
Date: JANUARY 16, 2002
Scale: AS NOTED
Drawn by: KEW
Checked by: WGH

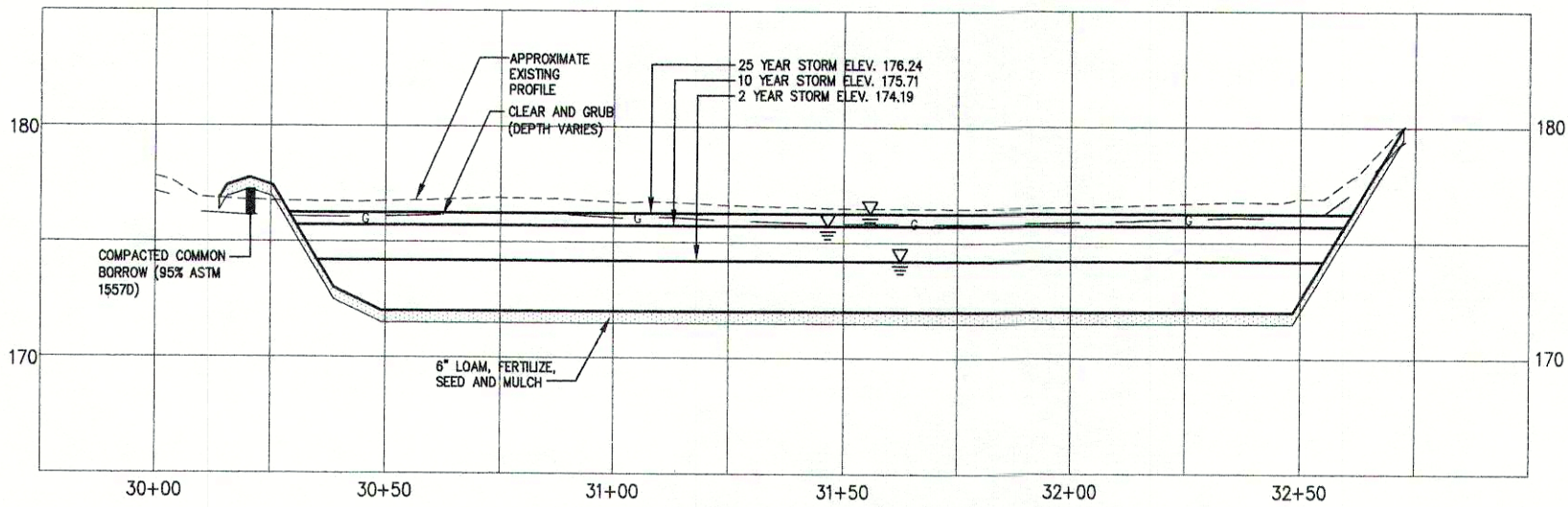
Drawing Title:
STORMWATER MANAGEMENT
PLAN, PROFILE & SECTIONS
FOR POND 2

C-21



STORMWATER MANAGEMENT FACILITY #3 PLAN VIEW

SCALE: 1"=20'



STORMWATER MANAGEMENT FACILITY PROFILE #3

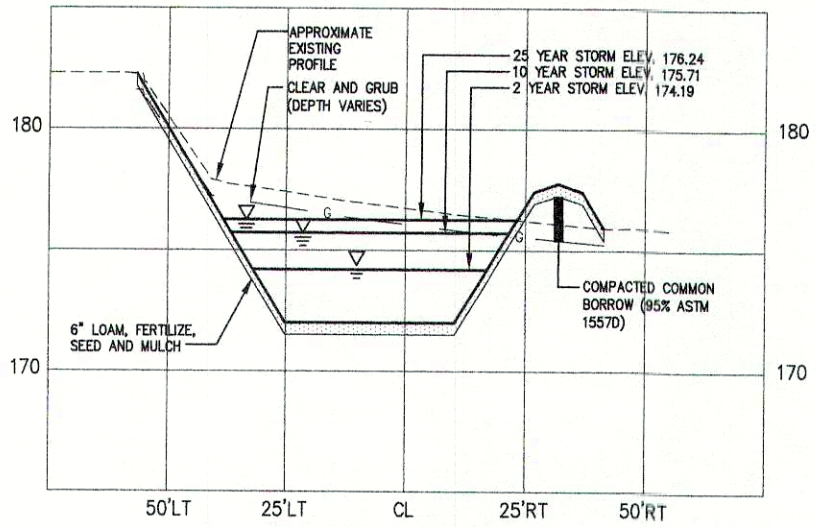
SCALE: 1"=20' HORIZ., 1"=2' VERT.

POND #3 PERFORMANCE				
STORM EVENT	STAGE (FT)	DETAINED VALUE (CF)	PEAK FLOW (CFS)	
			IN	OUT
2	174.19	21,506	11.50	1.32
10	175.71	40,549	25.29	8.16
25	176.24	47,749	32.17	13.23

NOTES CONCERNING EMERGENCY OVERFLOW

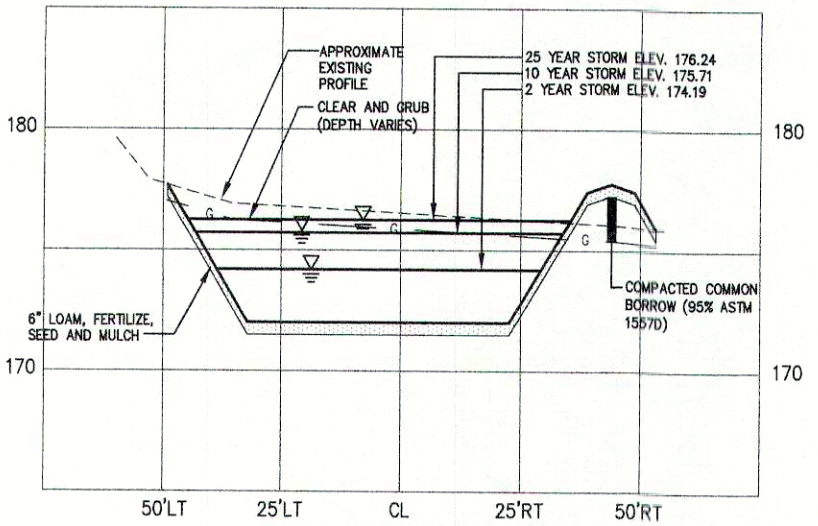
IN THE EVENT OF POND SURCHARGE ABOVE ELEV. 176.24, WATER WOULD FLOW OR BE RELEASED AT THE FOLLOWING LOCATIONS:

PRIMARY: (ELEV. 172.00) 6" VERT. ORIFICE/GRATE
SECONDARY: (ELEV. 174.50) 1.5' LONG x 0.7' BREADTH
BROAD-CRESTED RECTANGULAR WEIR
SECONDARY: (ELEV. 176.24) 10.0' LONG x 10.0' BREADTH
BROAD-CRESTED RECTANGULAR WEIR



SECTION A-A @ STA 31+00

SCALE: 1"=4' VERT., 1"=20' HORIZ.




SECTION B-B @ STA 32+00

SCALE: 1"=4' VERT., 1"=20' HORIZ.

REV	DATE	DESCRIPTION
5	3/20/02	SUBMISSION FOR FINAL REVIEW
4	4/15/02	SDS REVIEW SUBMISSION
3	4/24/02	SUBMITTED TO MDEP
2	3/26/02	MDEP/TOWN OF CUMBERLAND SUBMISSION
1	3/27/02	DESIGN DEVELOPMENT SUBMISSION



10 Danforth Street
Post Office Box
384 DTS
Portland, Maine
04112-0383
Voice:
207.761.5911
Fax:
207.761.2105
Email:
sba@sbaarchitects.com



Consultants

Civil Engineer
Deluca-Hoffman Associates
Landscape Architect
Carroll Associates
Structural Engineer
Pinkham & Greer

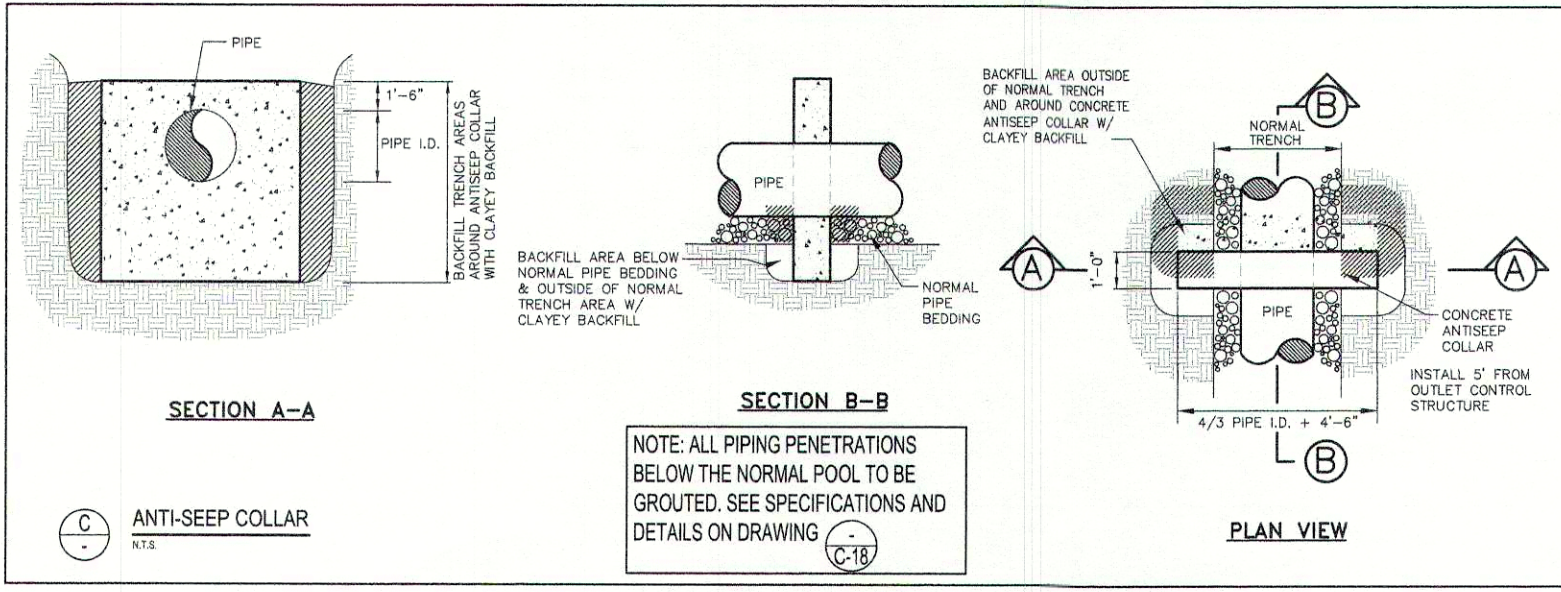
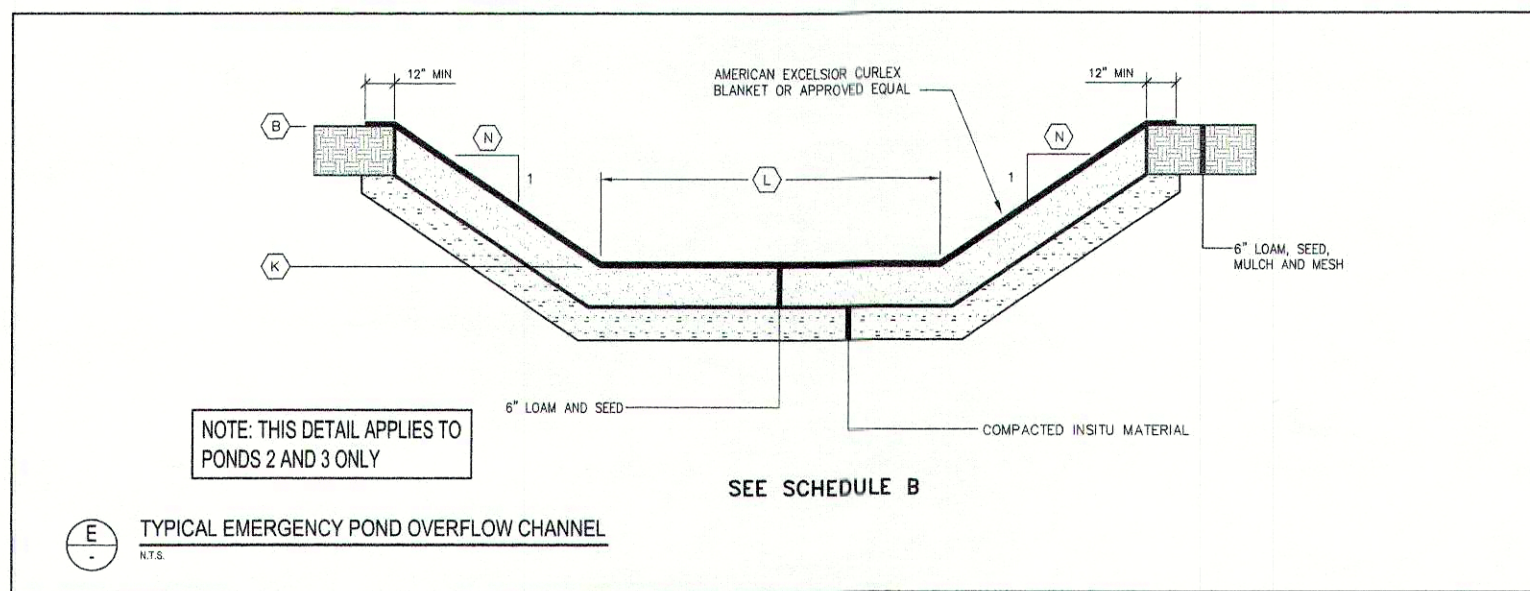
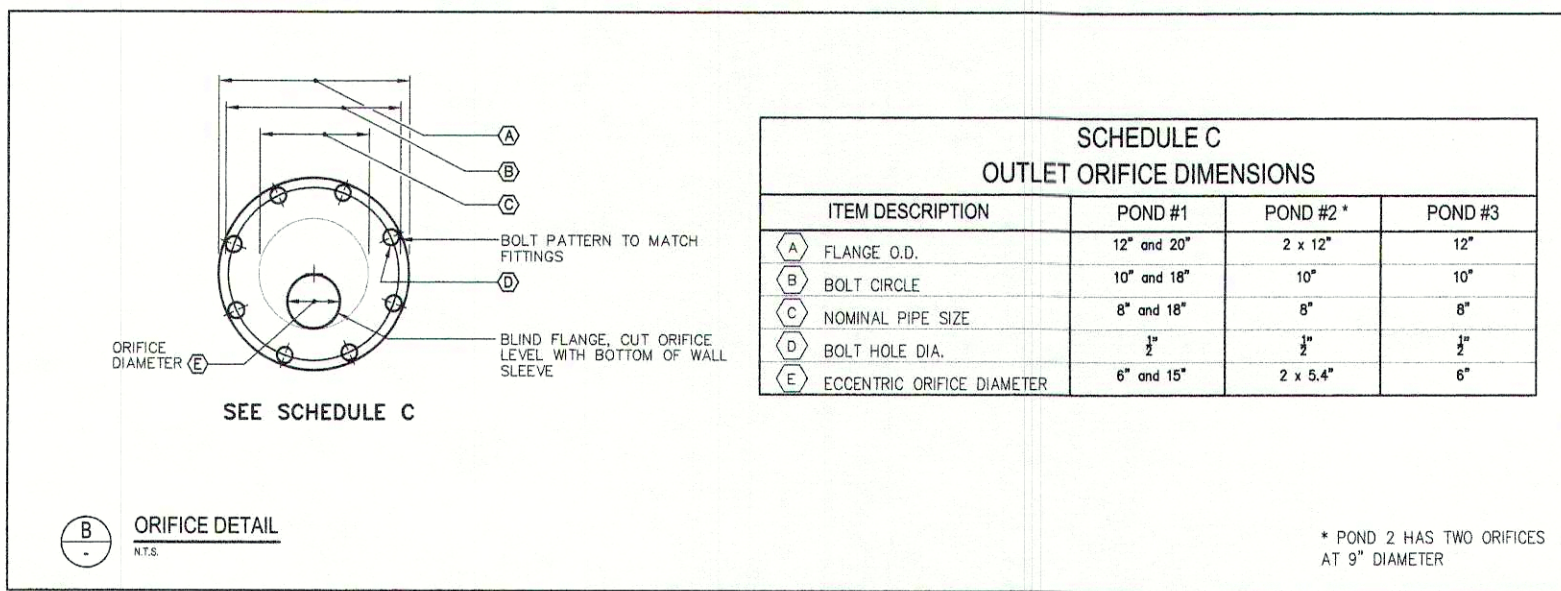
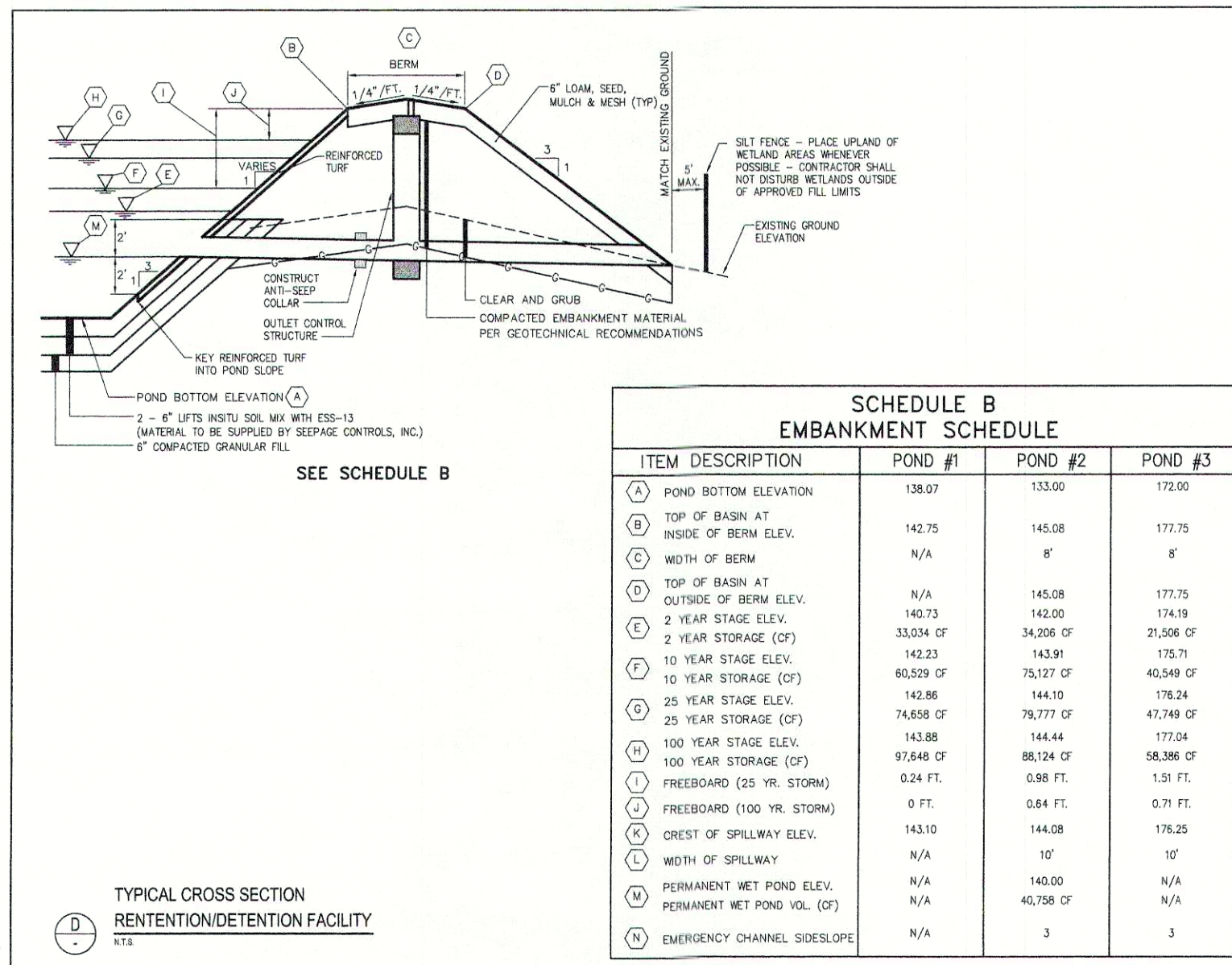
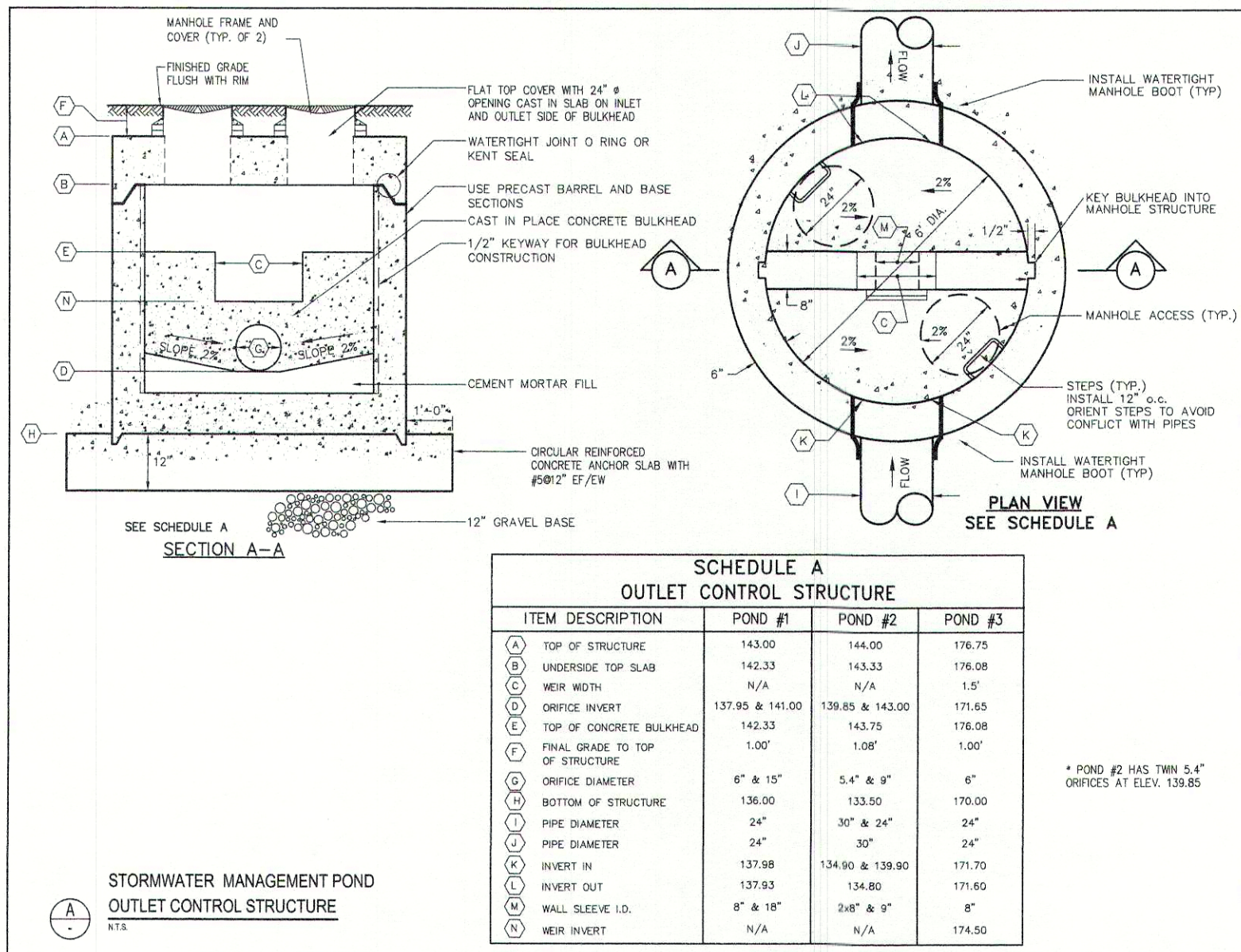
Mechanical Engineer
Bennett Engineering
Electrical Engineer
Bennett Engineering
Kitchen Design
TJM Consulting

MSAD #51
CUMBERLAND/NORTH YARMOUTH
(GREATLY) MIDDLE SCHOOL

Job No.: 00.24/2085.04
Date: JANUARY 16, 2002
Scale: AS NOTED
Drawn by: KEW
Checked by: WGH

Drawing Title:
STORMWATER MANAGEMENT
PLAN, PROFILE & SECTIONS
FOR POND 3


C-21A



Revisions

REV	DATE	DESCRIPTION
4	5/20/02	SUBMISSION FOR FINAL REVIEW
3	4/15/02	BOX REVIEW SUBMISSION
2	3/25/02	MSAD #51 TOWN OF CUMBERLAND SUBMISSION
1	3/7/02	DESIGN DEVELOPMENT SUBMISSION

10 Danforth Street
Post Office Box
393 D15
Portland, Maine
04102-0583
Voice: 207.562.5911
Fax: 207.562.2105
Email: ssa@ssarchitects.com



Consultants

Civil Engineer
DeLuca-Hoffman Associates

Landscaping Architect
Carroll Associates

Mechanical Engineer
Bennett Engineering

Electrical Engineer
Bennett Engineering

Structural Engineer
Pinkham & Greer


Kitchen Design
TJM Consulting


MSAD #51
CUMBERLAND/NORTH YARMOUTH
MIDDLE SCHOOL


Job No.: 2085.04
Date: JANUARY 16, 2002
Scale: N.T.S.
Drawn by: RGP
Checked by: WGH

Drawing Title:
STORMWATER
SYSTEM DETAILS

 **GRANITE CURB INSTALLATION TYPICAL TIPDOWN**
N.T.S.

 VERTICAL GRANITE CURB DETAIL
N.T.S.


 **BITUMINOUS CURB TRANSITION DETAIL**
N.T.S.

 TYPE 3A BITUMINOUS CURB DETAIL
N.T.S.

Q
C-8

BARRIER FREE PARKING SIGN


N.T.S.

 **VERTICAL TO SLOPED CURB TRANSITION STONES**
N.T.S.


D
C-8/C-24



PAVEMENT MARKINGS FOR DROP-OFF SPACES
 N.T.S.


CAPE COD BITUMINOUS CURB TERMINUS DETAIL
N.T.S.

 **ADA PARKING LOT STRIPING**
N.T.S.


 TYPICAL PAVEMENT MARKINGS
N.T.S.


 **INTERNATIONAL BARRIER FREE SYMBOL**
N.T.S.


 STANDARD PARKING STALL STRIPING



 TYPE 3B CAPE COD BITUMINOUS CURB DETAIL
 N.T.S.

SECTION
N.T.S.

 **SLOPED GRANITE CURB DETAIL**
N.T.S.

 **CATCH BASIN CURB INLET DETAIL**
N.T.S.

 **TRAFFIC FLOW ARROW DETAIL**
N.T.S.

 **BUS DROPOFF MARKING DETAIL**
N.T.S.


 **TRAFFIC SIGN POST DETAILS**

Revision

4	5/20/02	REVISED TO REFLECT PEER REVIEW COMMENTS
3	4/15/02	90% REVIEW SUBMISSION
2	3/25/02	MEP / TOWN OF CUMBERLAND SUBMISSION
1	3/07/02	DESIGN DEVELOPMENT SUBMISSION
REV	DATE	DESCRIPTION



10 Danforth Street
Post Office Box
583 DT5
Portland, Maine
04112-0583
Voice:
207.762.5911
Fax:
207.762.2105
Email:
sba@sbaarchitects.com



Consultants

Civil Engineer
DeLuca-Hoffman Associates

Mechanical Engineer
Bennett Engineering

Landscape Architect
Carroll Associates

Electrical Engineer
Bennett Engineering

Structural Engineer
Pinkham & Greer

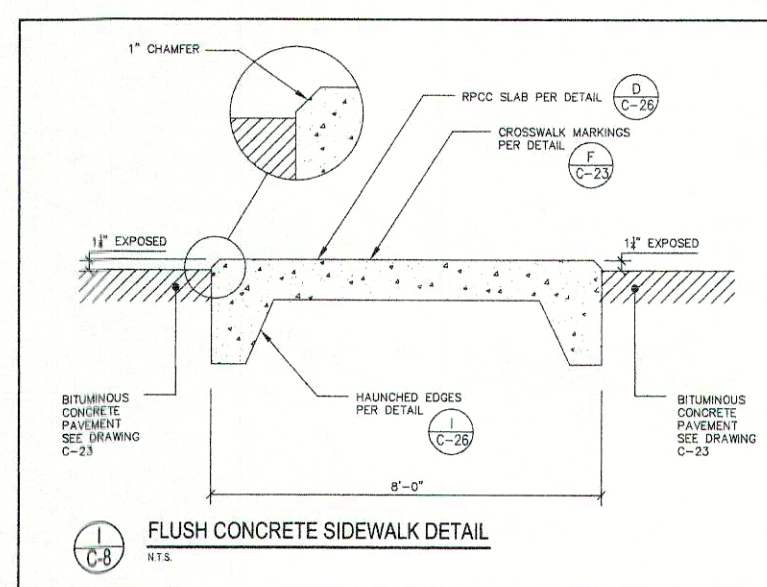
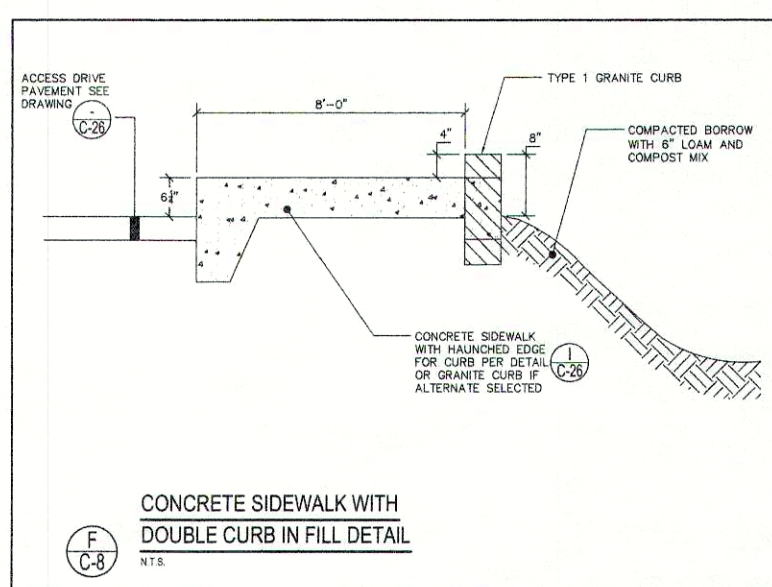
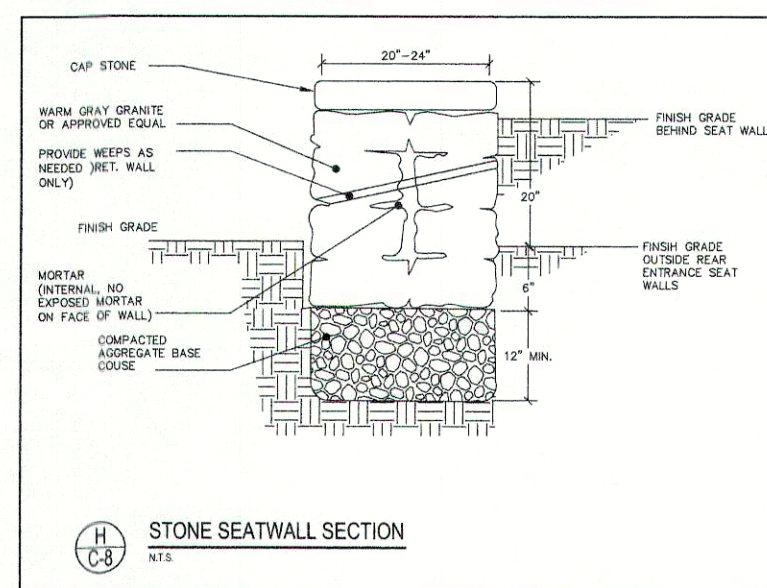
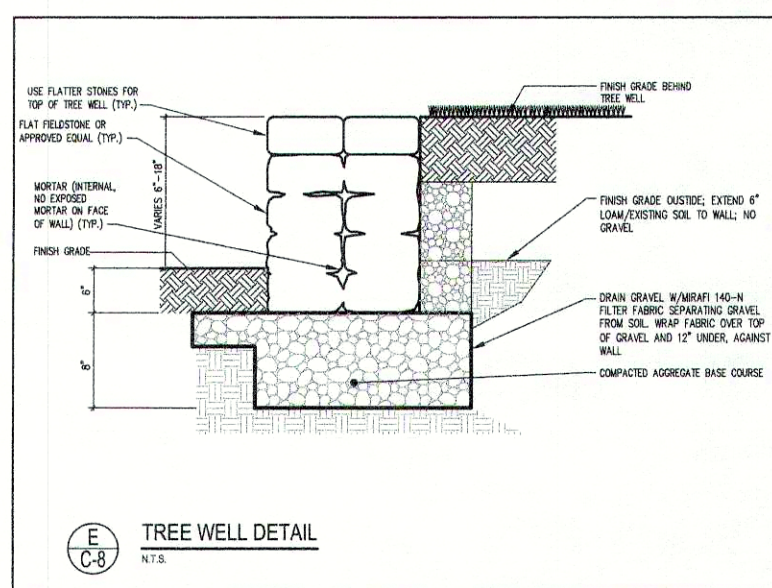
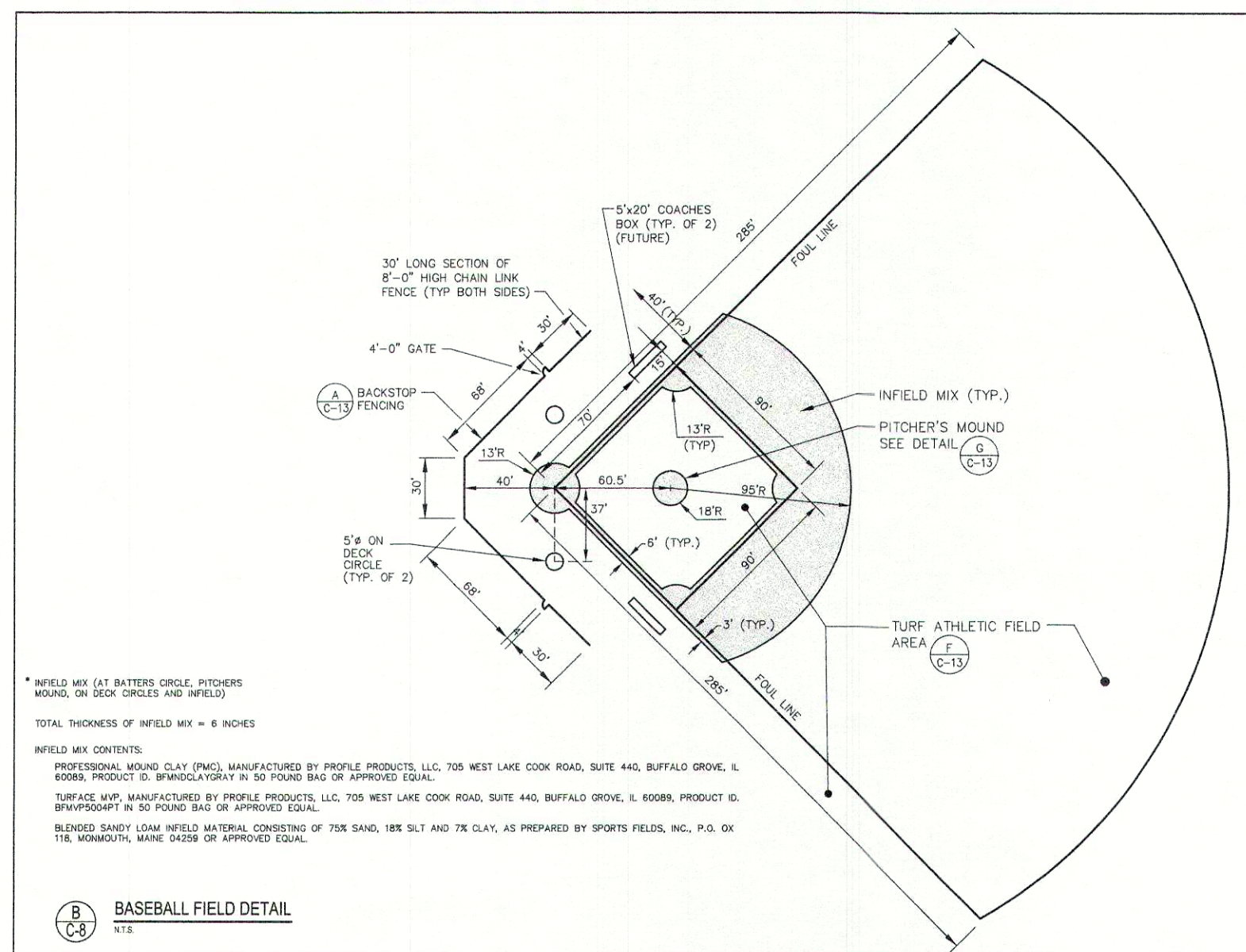
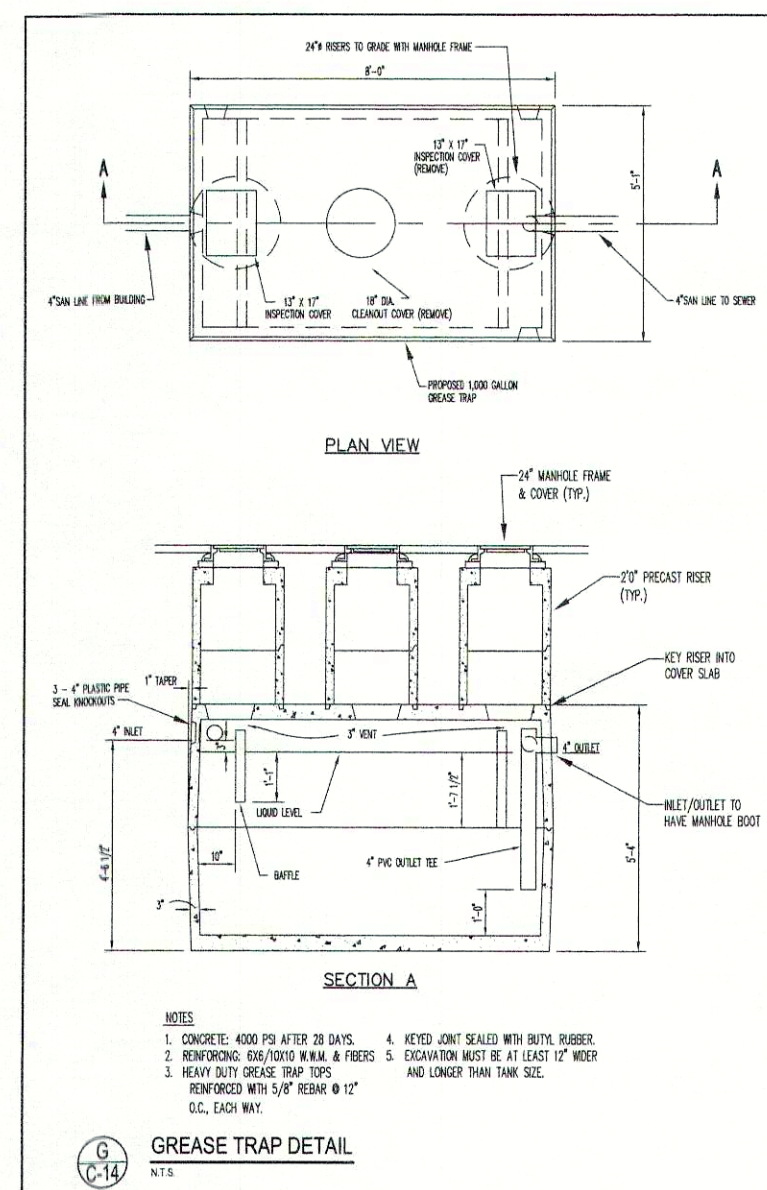
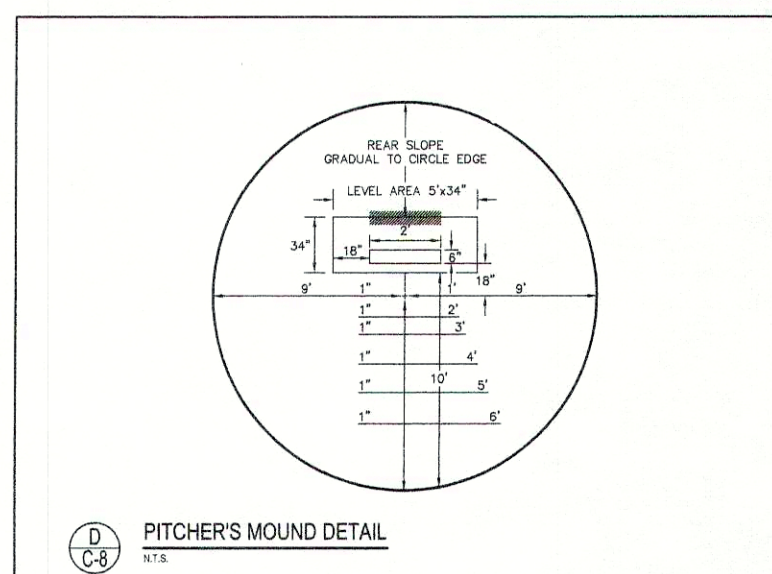
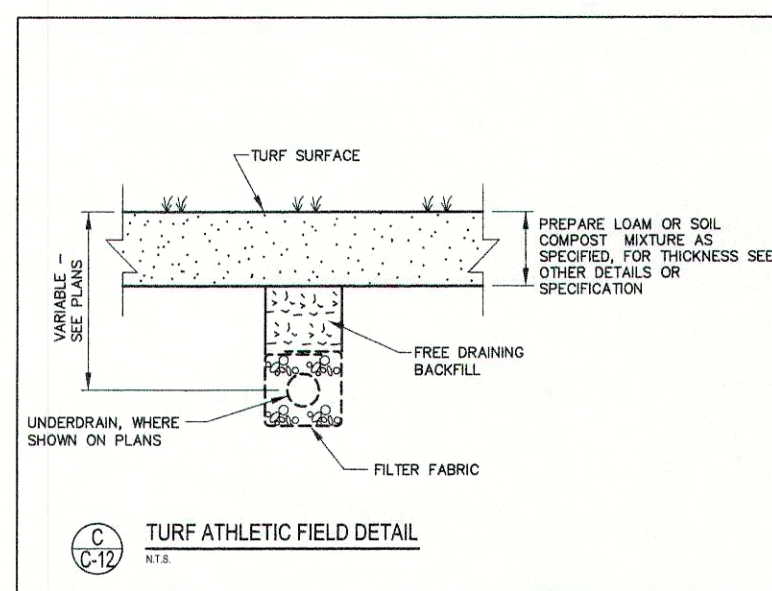
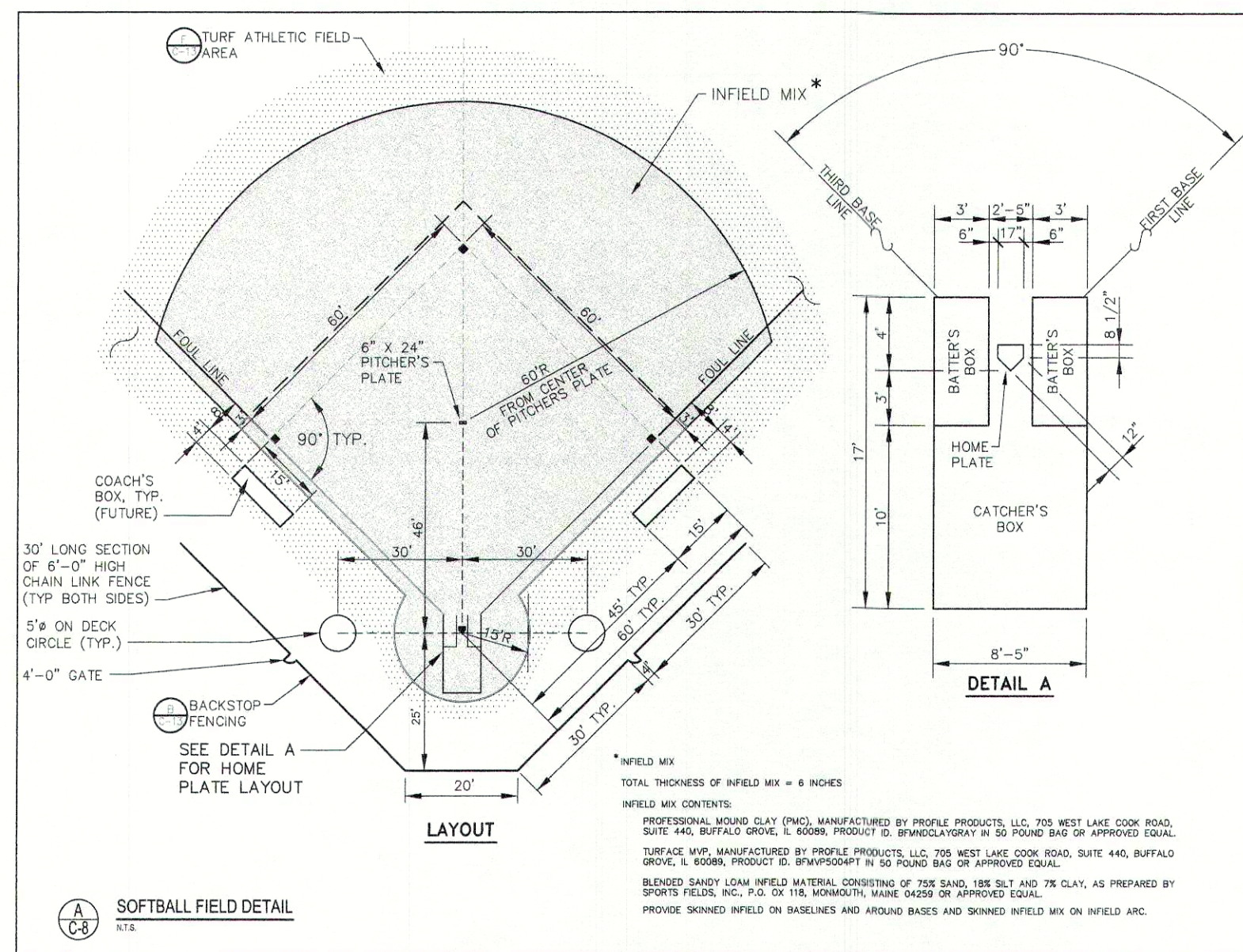
Kitchen Design
TJM Consulting

MSAD #51
CUMBERLAND/NORTH YARMOUTH
MIDDLE SCHOOL

Job No.: 2085.04
Date: JANUARY 16, 2002
Scale: N.T.S.
Drawn by: RGP
Checked by: WGH

Drawing Title:
**PAVEMENT
MARKING/CURB
DETAILS**


C-23



Revisions		
4	5/20/02	REVISED TO REFLECT PEER REVIEW COMMENTS
3	4/19/02	WOR SUBMISSION
2	3/25/02	MADEP / TOWN OF CUMBERLAND SUBMISSION
1	3/07/02	DESIGN DEVELOPMENT SUBMISSION
REV	DATE	DESCRIPTION



10 Danforth Street
Post Office Box
583 DT5
Portland, Maine
04112-0583
Voice:
207.742.5911
Fax:
207.742.2105
Email:
sba@sbarchitects.com



Consultants

Civil Engineer
DeLuca-Hoffman Associates

Landscape Architect
 Carroll Associates
 Structural Engineer
 Pinkham & Greer

1. *Journal of the American Medical Association*, 1997; 277: 1039-1043.

Mechanical Engineer

Bennett Engineering

Electrical Engineer

Bennett Engineering
Kitchen Design
TIM Consulting

MSAD #51
CUMBERLAND/NORTH YARMOUTH
MIDDLE SCHOOL

Job No.:	2085.04
Date:	JANUARY 16, 2002
Scale:	N.T.S.
Drawn by:	RGP
Checked by:	WGH

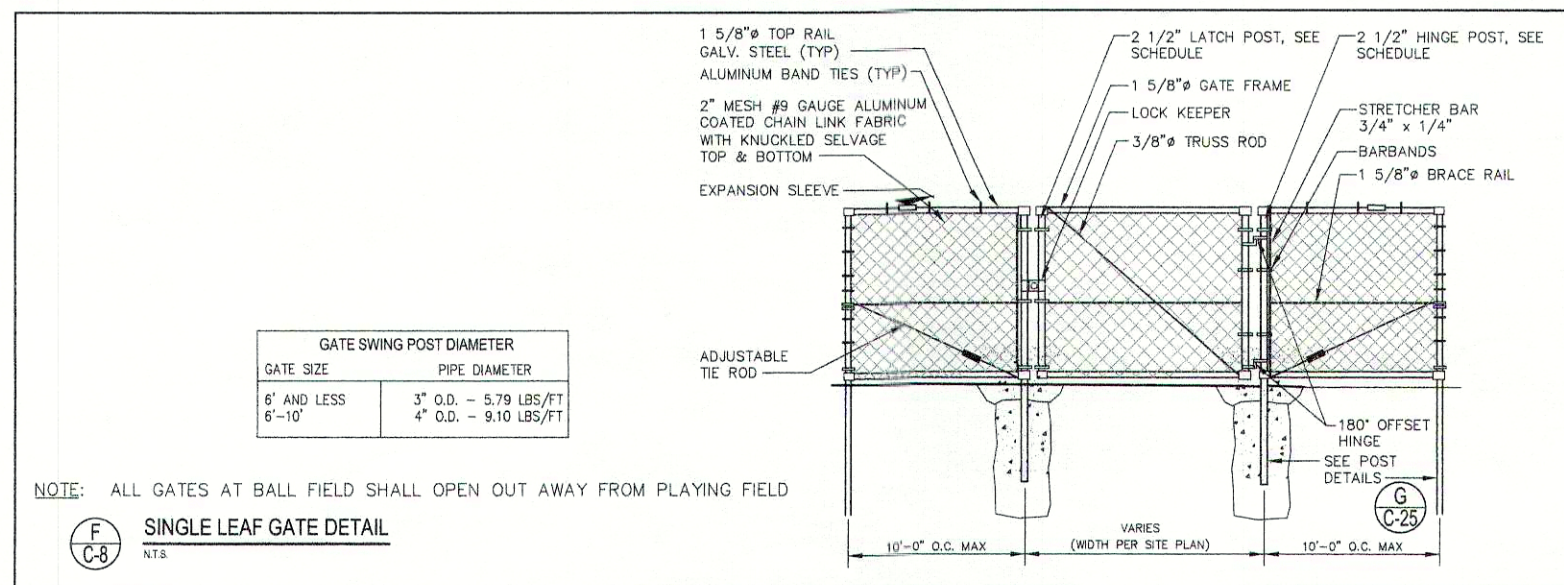
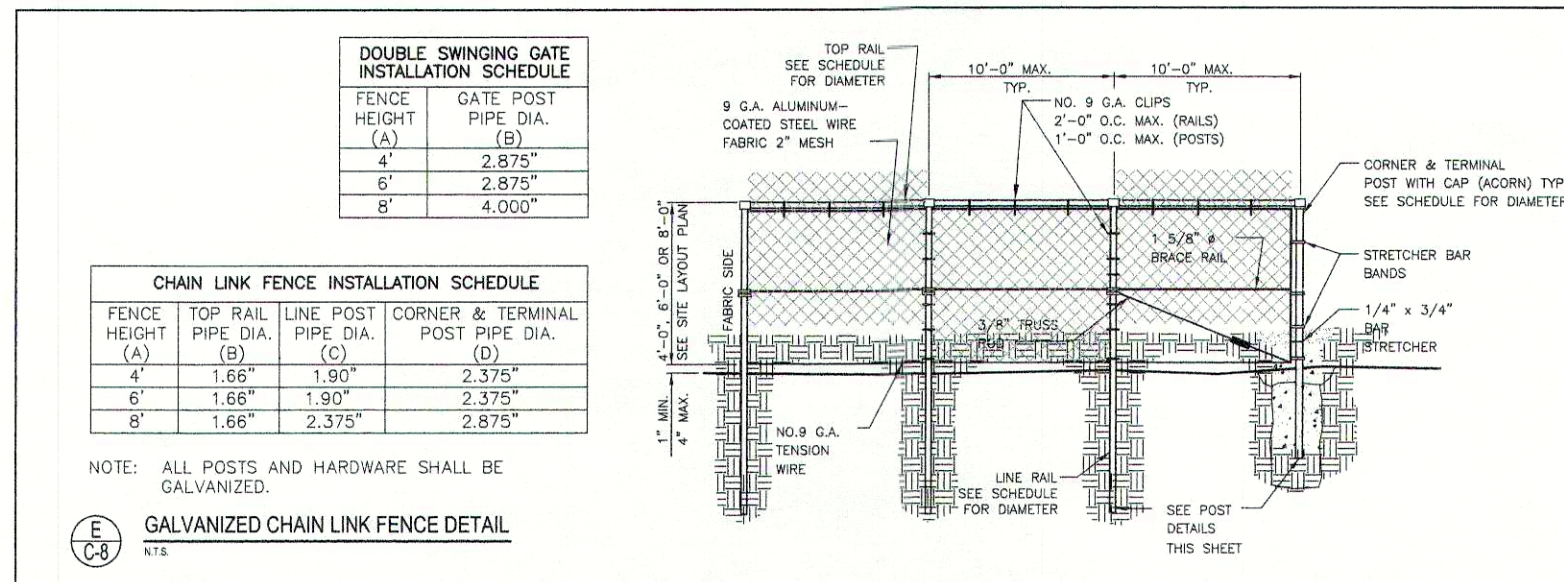
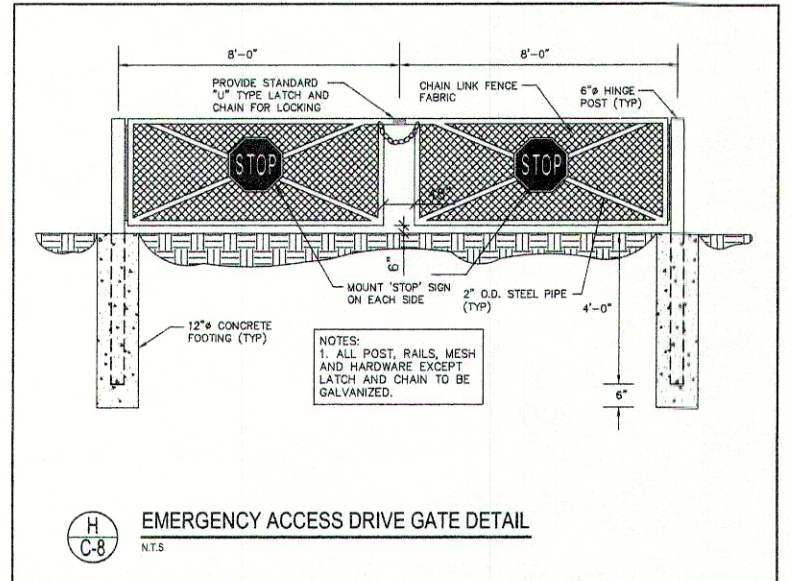
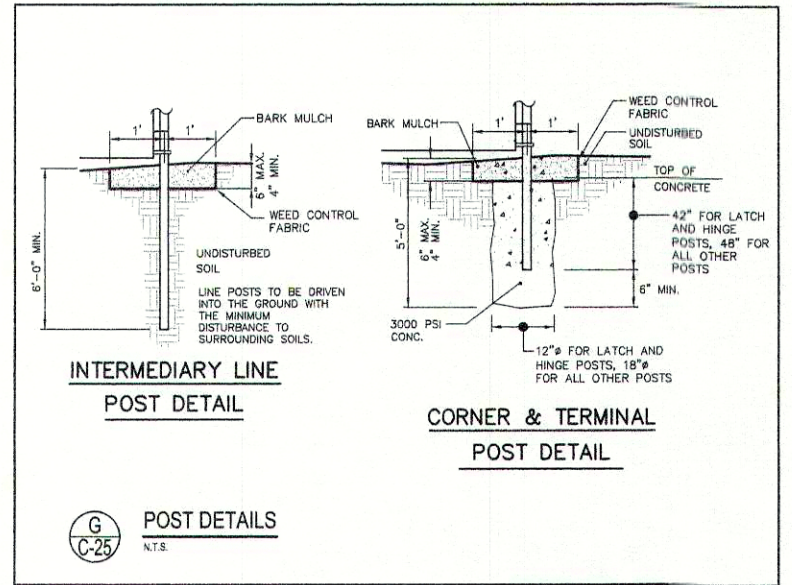
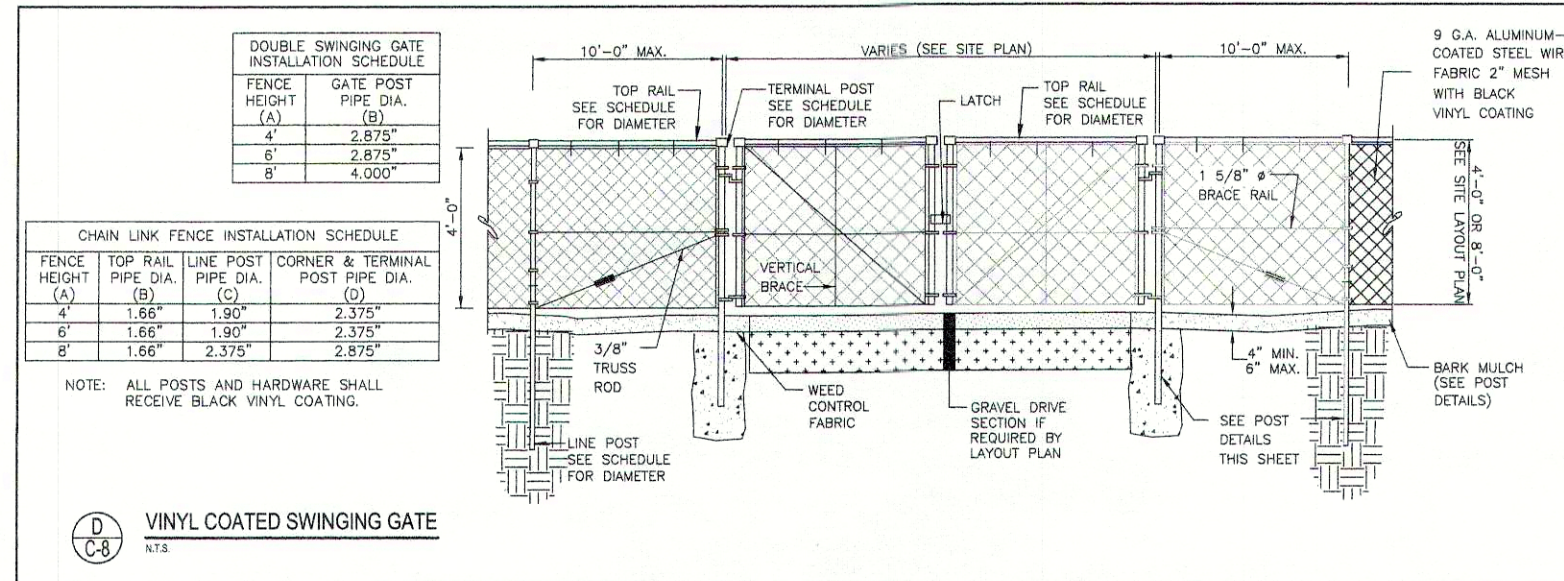
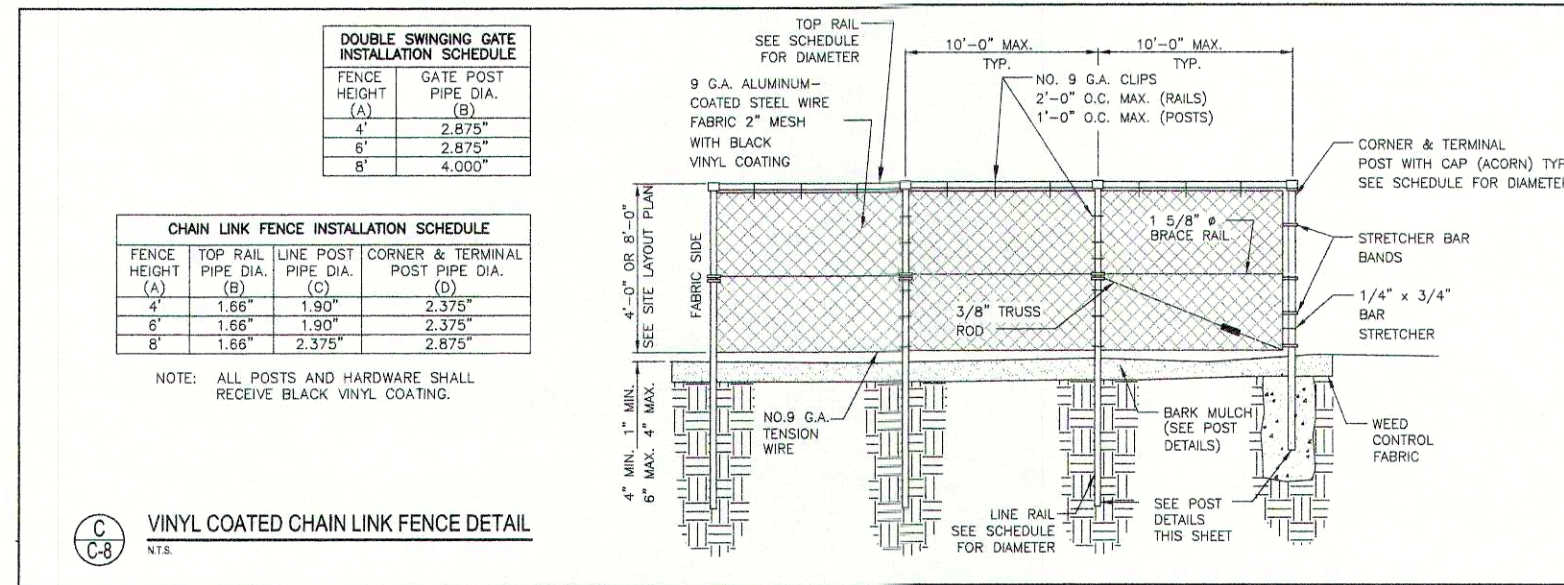
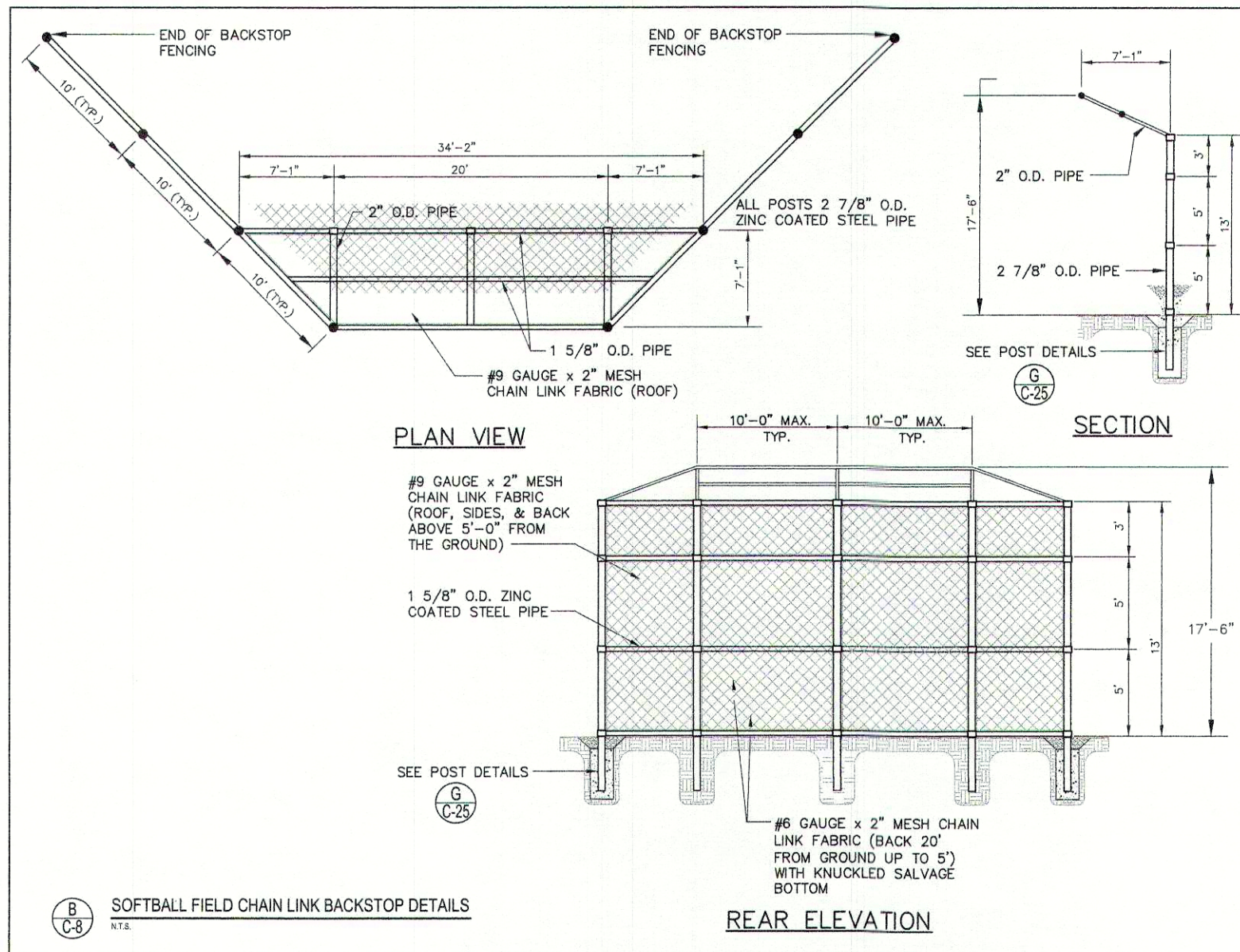
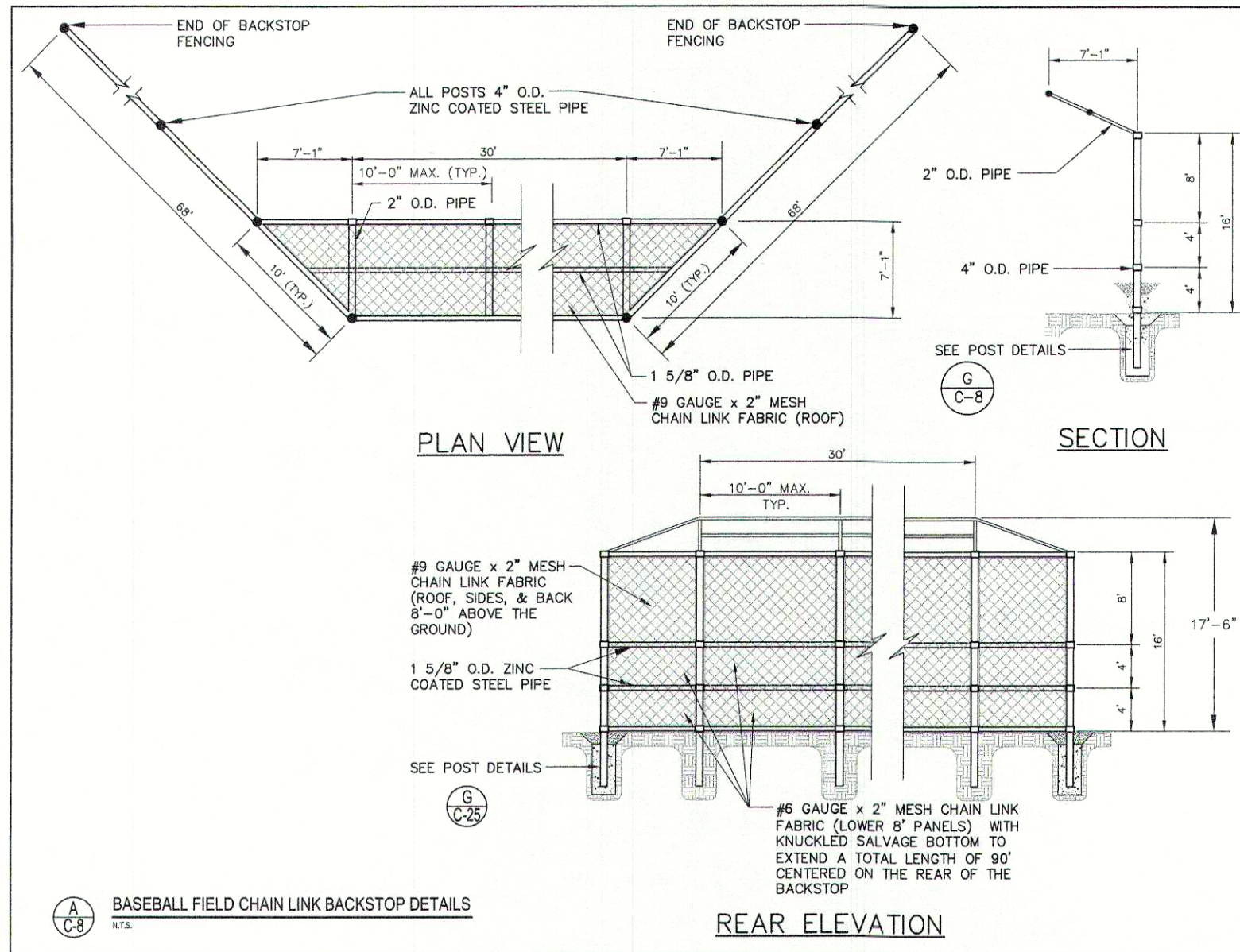
1	2	3	4	5	6	7	8	9	10	11	12	13	14	15	16	17	18	19	20	21	22	23	24	25	26	27	28	29	30	31	32	33	34	35	36	37	38	39	40	41	42	43	44	45	46	47	48	49	50	51	52	53	54	55	56	57	58	59	60	61	62	63	64	65	66	67	68	69	70	71	72	73	74	75	76	77	78	79	80	81	82	83	84	85	86	87	88	89	90	91	92	93	94	95	96	97	98	99	100	101	102	103	104	105	106	107	108	109	110	111	112	113	114	115	116	117	118	119	120	121	122	123	124	125	126	127	128	129	130	131	132	133	134	135	136	137	138	139	140	141	142	143	144	145	146	147	148	149	150	151	152	153	154	155	156	157	158	159	160	161	162	163	164	165	166	167	168	169	170	171	172	173	174	175	176	177	178	179	180	181	182	183	184	185	186	187	188	189	190	191	192	193	194	195	196	197	198	199	200	201	202	203	204	205	206	207	208	209	210	211	212	213	214	215	216	217	218	219	220	221	222	223	224	225	226	227	228	229	230	231	232	233	234	235	236	237	238	239	240	241	242	243	244	245	246	247	248	249	250	251	252	253	254	255	256	257	258	259	260	261	262	263	264	265	266	267	268	269	270	271	272	273	274	275	276	277	278	279	280	281	282	283	284	285	286	287	288	289	290	291	292	293	294	295	296	297	298	299	300	301	302	303	304	305	306	307	308	309	310	311	312	313	314	315	316	317	318	319	320	321	322	323	324	325	326	327	328	329	330	331	332	333	334	335	336	337	338	339	340	341	342	343	344	345	346	347	348	349	350	351	352	353	354	355	356	357	358	359	360	361	362	363	364	365	366	367	368	369	370	371	372	373	374	375	376	377	378	379	380	381	382	383	384	385	386	387	388	389	390	391	392	393	394	395	396	397	398	399	400	401	402	403	404	405	406	407	408	409	410	411	412	413	414	415	416	417	418	419	420	421	422	423	424	425	426	427	428	429	430	431	432	433	434	435	436	437	438	439	440	441	442	443	444	445	446	447	448	449	450	451	452	453	454	455	456	457	458	459	460	461	462	463	464	465	466
---	---	---	---	---	---	---	---	---	----	----	----	----	----	----	----	----	----	----	----	----	----	----	----	----	----	----	----	----	----	----	----	----	----	----	----	----	----	----	----	----	----	----	----	----	----	----	----	----	----	----	----	----	----	----	----	----	----	----	----	----	----	----	----	----	----	----	----	----	----	----	----	----	----	----	----	----	----	----	----	----	----	----	----	----	----	----	----	----	----	----	----	----	----	----	----	----	----	----	-----	-----	-----	-----	-----	-----	-----	-----	-----	-----	-----	-----	-----	-----	-----	-----	-----	-----	-----	-----	-----	-----	-----	-----	-----	-----	-----	-----	-----	-----	-----	-----	-----	-----	-----	-----	-----	-----	-----	-----	-----	-----	-----	-----	-----	-----	-----	-----	-----	-----	-----	-----	-----	-----	-----	-----	-----	-----	-----	-----	-----	-----	-----	-----	-----	-----	-----	-----	-----	-----	-----	-----	-----	-----	-----	-----	-----	-----	-----	-----	-----	-----	-----	-----	-----	-----	-----	-----	-----	-----	-----	-----	-----	-----	-----	-----	-----	-----	-----	-----	-----	-----	-----	-----	-----	-----	-----	-----	-----	-----	-----	-----	-----	-----	-----	-----	-----	-----	-----	-----	-----	-----	-----	-----	-----	-----	-----	-----	-----	-----	-----	-----	-----	-----	-----	-----	-----	-----	-----	-----	-----	-----	-----	-----	-----	-----	-----	-----	-----	-----	-----	-----	-----	-----	-----	-----	-----	-----	-----	-----	-----	-----	-----	-----	-----	-----	-----	-----	-----	-----	-----	-----	-----	-----	-----	-----	-----	-----	-----	-----	-----	-----	-----	-----	-----	-----	-----	-----	-----	-----	-----	-----	-----	-----	-----	-----	-----	-----	-----	-----	-----	-----	-----	-----	-----	-----	-----	-----	-----	-----	-----	-----	-----	-----	-----	-----	-----	-----	-----	-----	-----	-----	-----	-----	-----	-----	-----	-----	-----	-----	-----	-----	-----	-----	-----	-----	-----	-----	-----	-----	-----	-----	-----	-----	-----	-----	-----	-----	-----	-----	-----	-----	-----	-----	-----	-----	-----	-----	-----	-----	-----	-----	-----	-----	-----	-----	-----	-----	-----	-----	-----	-----	-----	-----	-----	-----	-----	-----	-----	-----	-----	-----	-----	-----	-----	-----	-----	-----	-----	-----	-----	-----	-----	-----	-----	-----	-----	-----	-----	-----	-----	-----	-----	-----	-----	-----	-----	-----	-----	-----	-----	-----	-----	-----	-----	-----	-----	-----	-----	-----	-----	-----	-----	-----	-----	-----	-----	-----	-----	-----	-----	-----	-----	-----	-----	-----	-----	-----	-----	-----	-----	-----	-----	-----	-----	-----	-----	-----	-----	-----	-----	-----	-----	-----	-----	-----	-----	-----	-----	-----	-----	-----	-----	-----	-----	-----	-----

Drawing Title:

ATHLETIC FIELD


DETAILS

C-24



REV.	DATE	DESCRIPTION
1	3/07/02	DESIGN DEVELOPMENT SUBMISSION
2	3/25/02	MADEP / TOWN OF CUMBERLAND SUBMISSION
3	4/25/02	BOX SUBMISSION
4	5/20/02	SUBMISSION FOR FINAL REVIEW

10 Danforth Street
Rm. Office Box
583 DTS
Portland, Maine
04102-2550
207.462.5911
207.462.2105
sba@architects.com

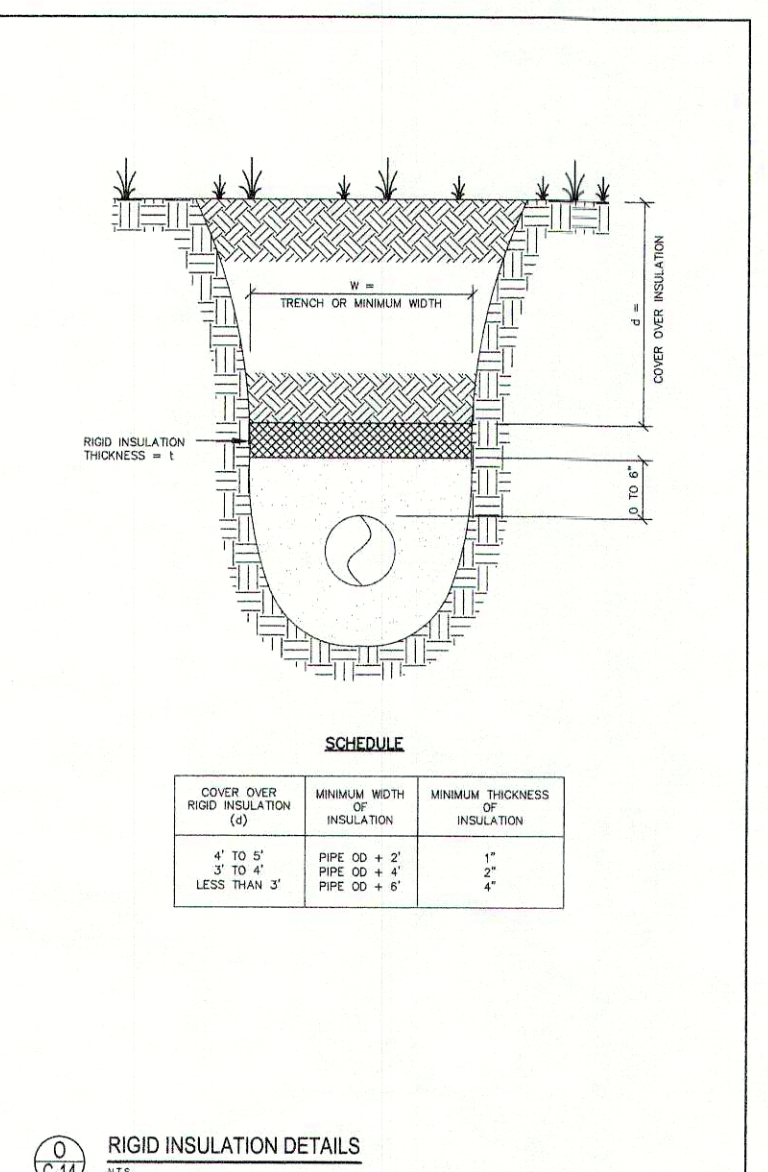
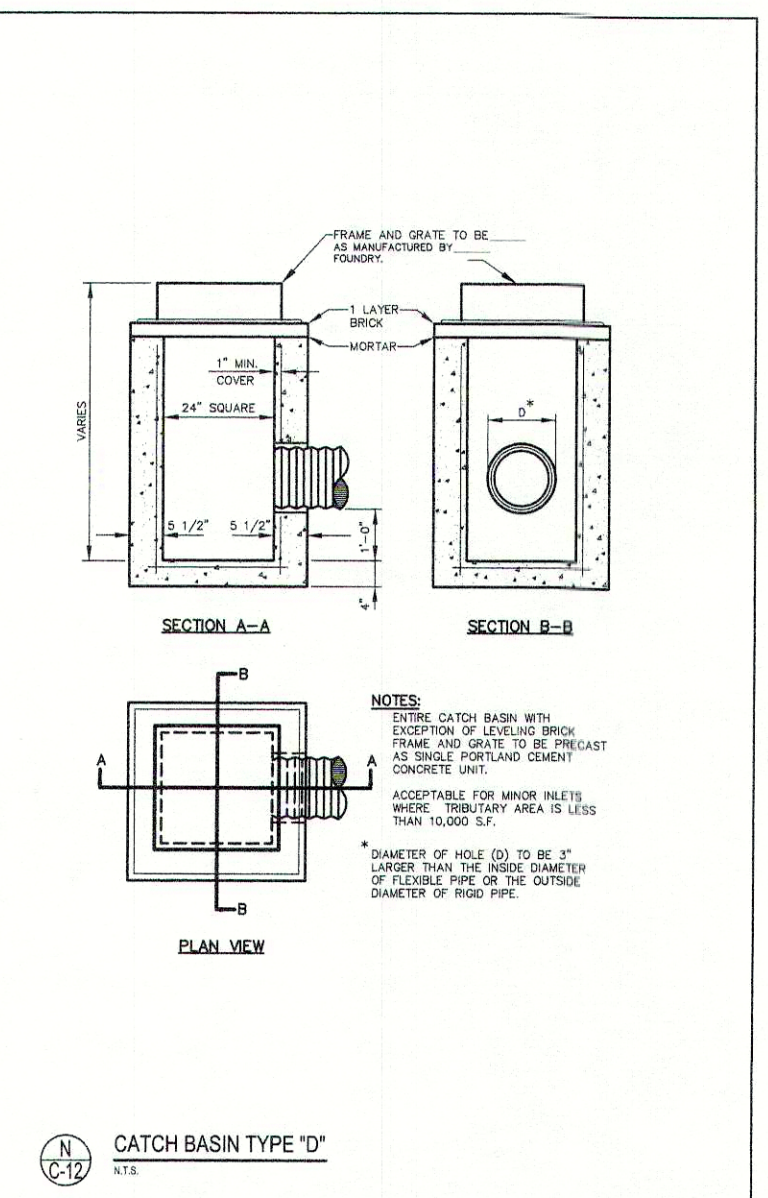
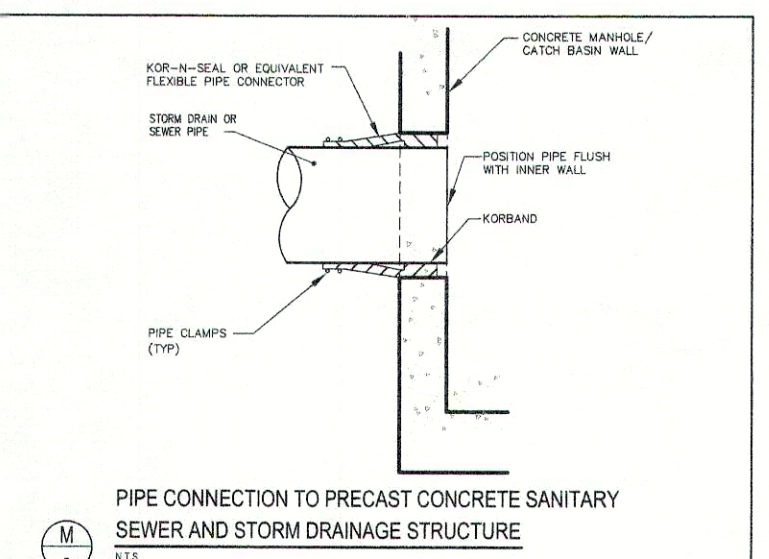
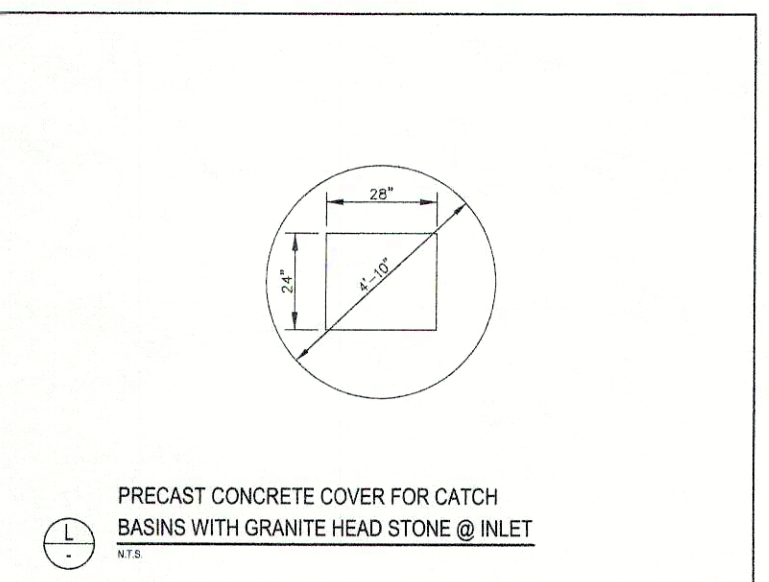
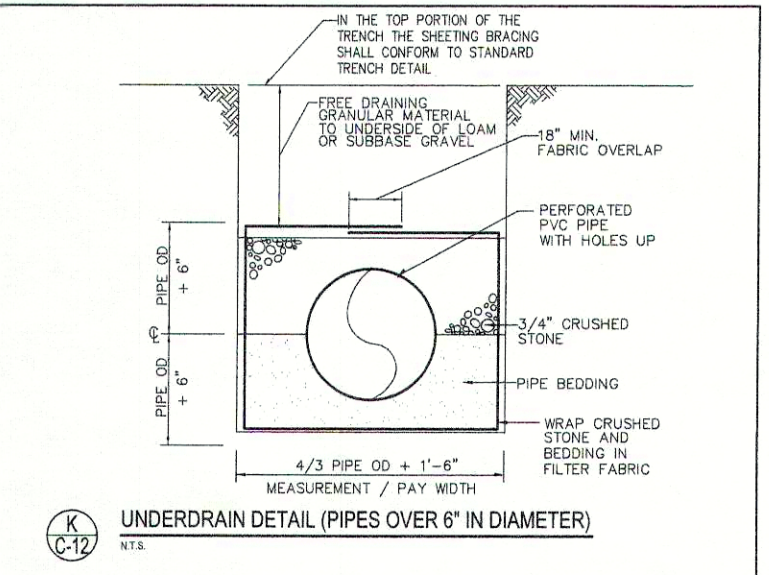
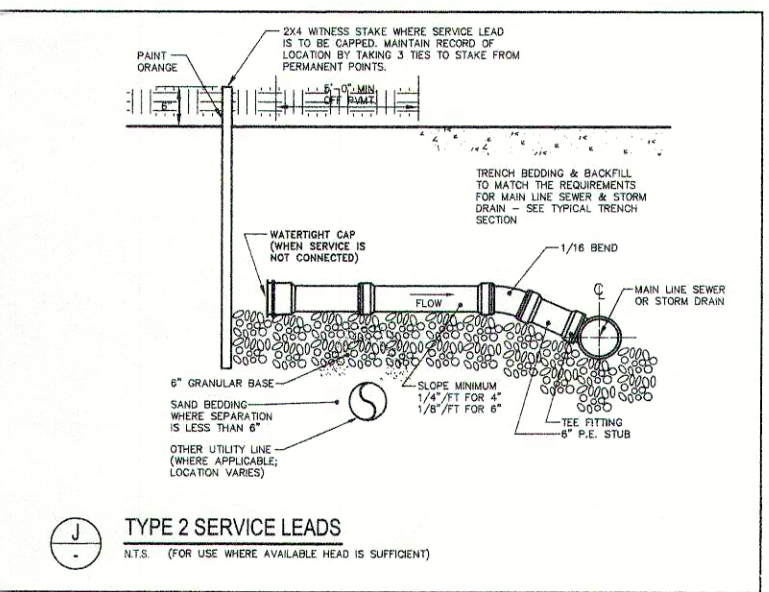
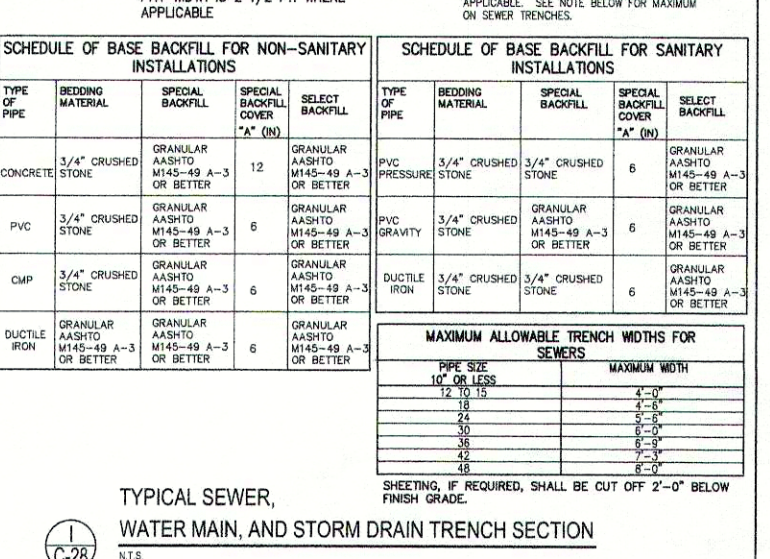
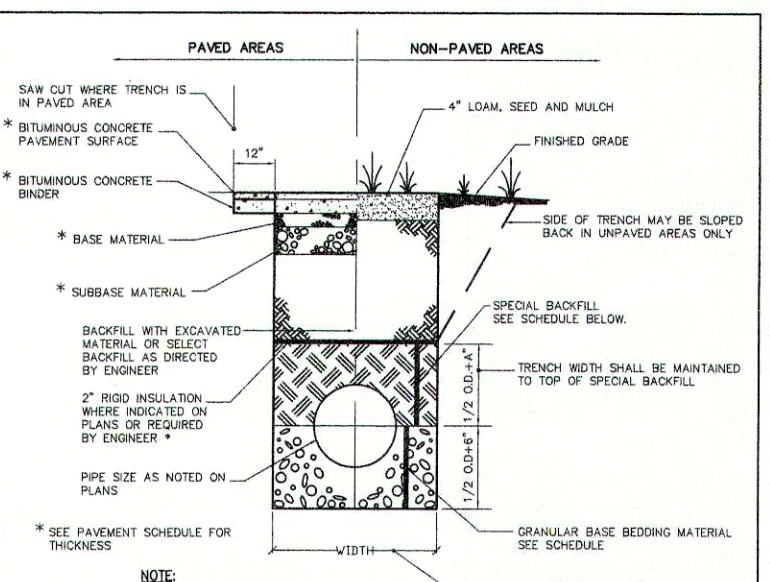
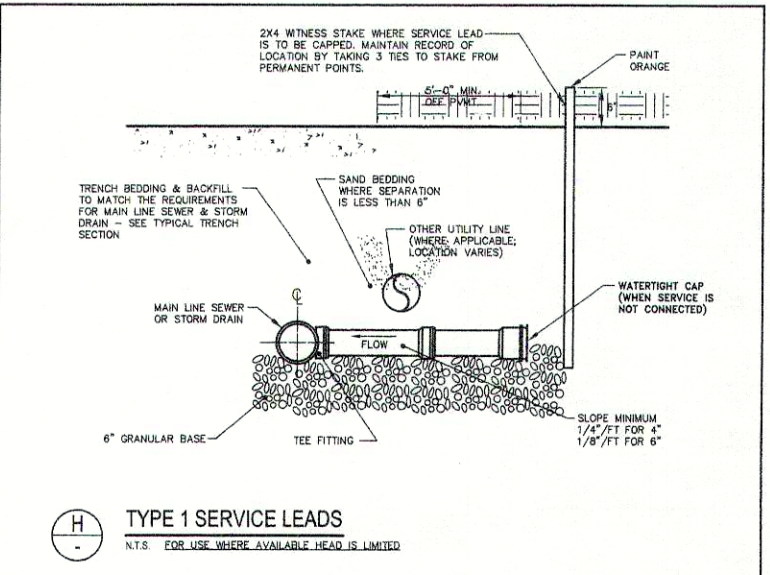
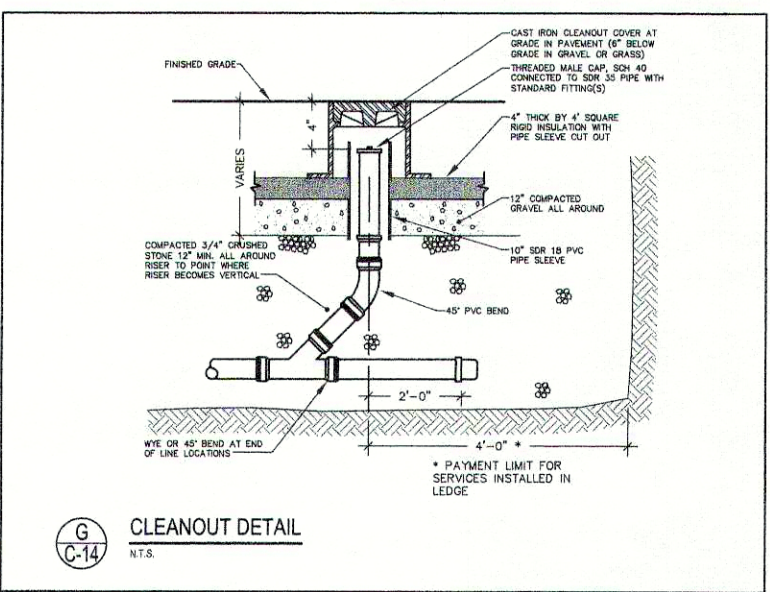
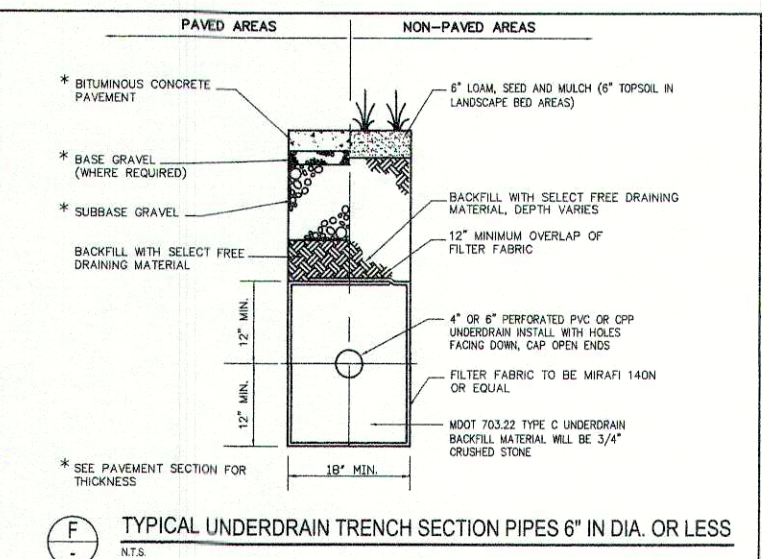
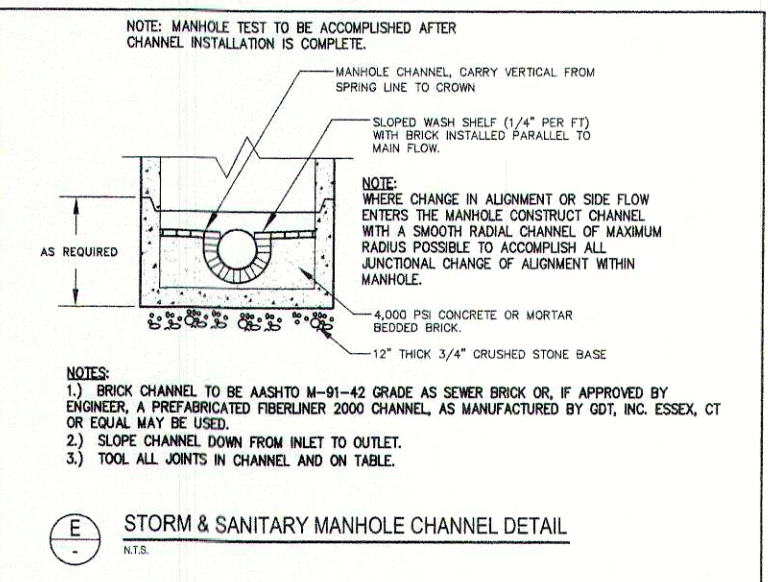
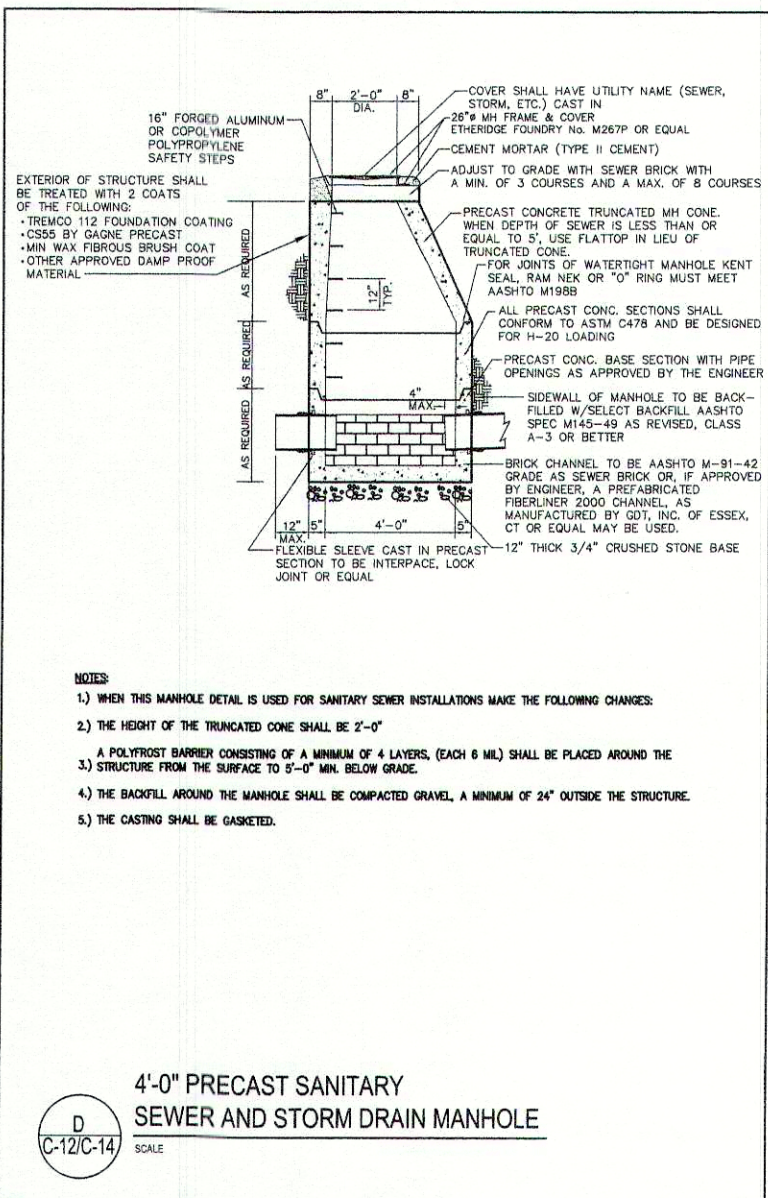
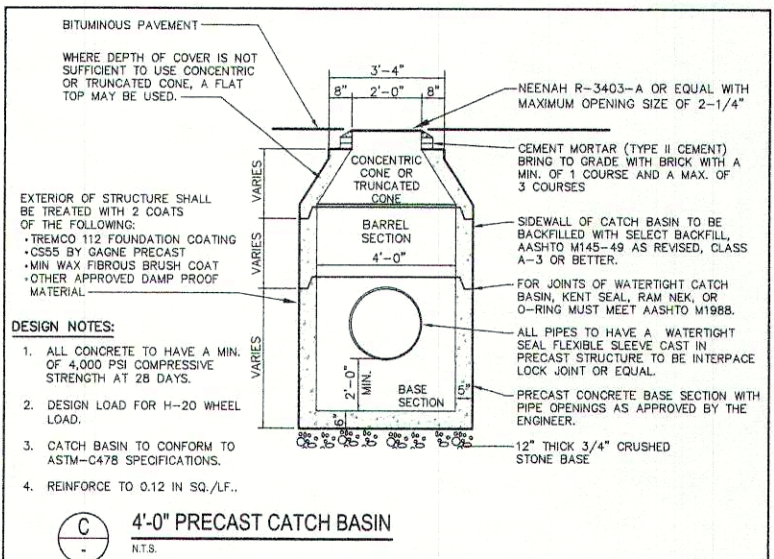
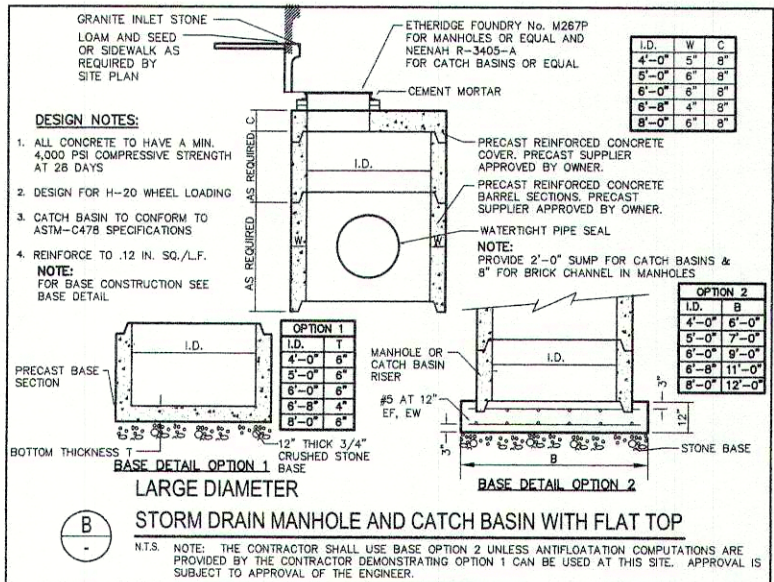
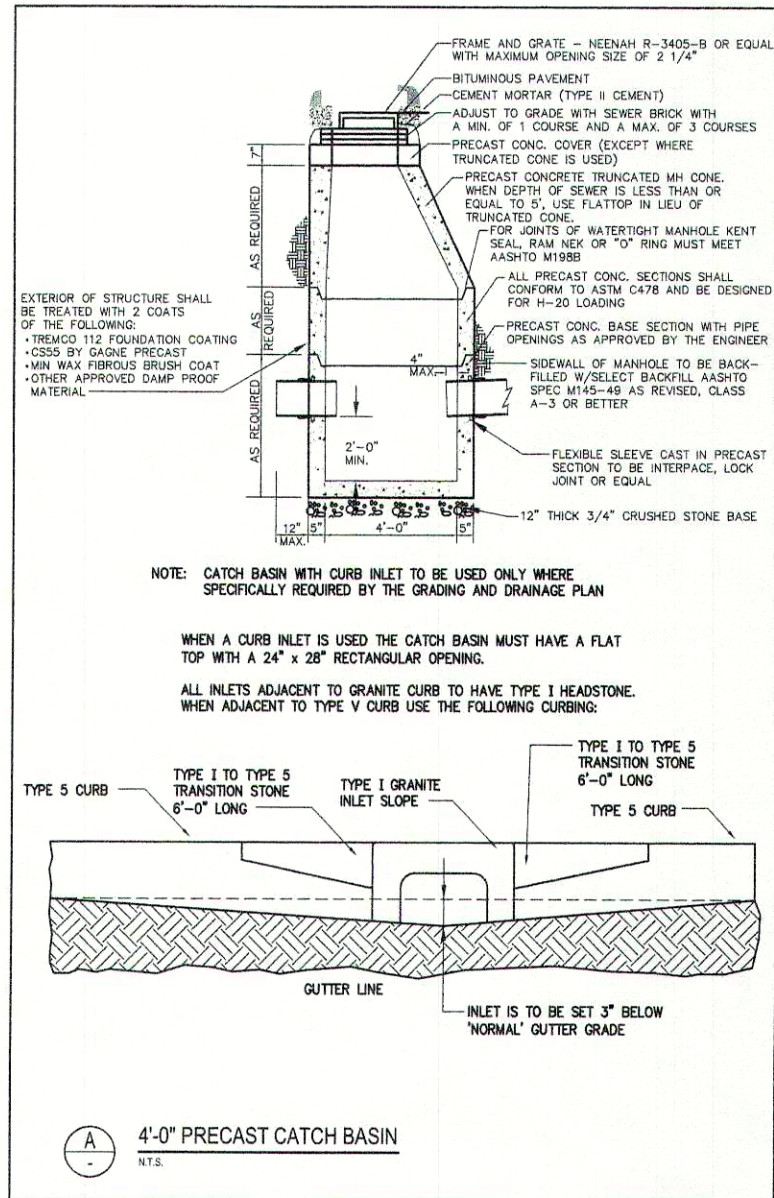


Consultants
Civil Engineer
DeLuca-Hoffman Associates
Landscape Architect
Carroll Associates
Structural Engineer
Pinkham & Greer
Mechanical Engineer
Bennett Engineering
Electrical Engineer
Bennett Engineering
Kitchen Design
TJM Consulting

MSAD #51
CUMBERLAND/NORTH YARMOUTH
MIDDLE SCHOOL

Job No.: 2085.04
Date: JANUARY 16, 2002
Scale: N.T.S.
Drawn by: RGP
Checked by: WGH
Drawing Title:
ATHLETIC FIELD AND FENCING DETAILS


C-25



Revisions

REV	DATE	DESCRIPTION
1	3/25/02	REVISED TO REFLECT PEER REVIEW COMMENTS
2	3/25/02	REVISED TO REFLECT PEER REVIEW COMMENTS
3	3/25/02	REVISED TO REFLECT PEER REVIEW COMMENTS
4	3/25/02	REVISED TO REFLECT PEER REVIEW COMMENTS

10 Danforth Street
Box 383 DYS
Portland, ME 04105
Tel: 207.633.1111
Fax: 207.633.1105
shu@architects.com



Consultants
Civil Engineer
Deluca-Hoffman Associates
Landscape Architect
Carroll Associates
Structural Engineer
Pinkham & Greer

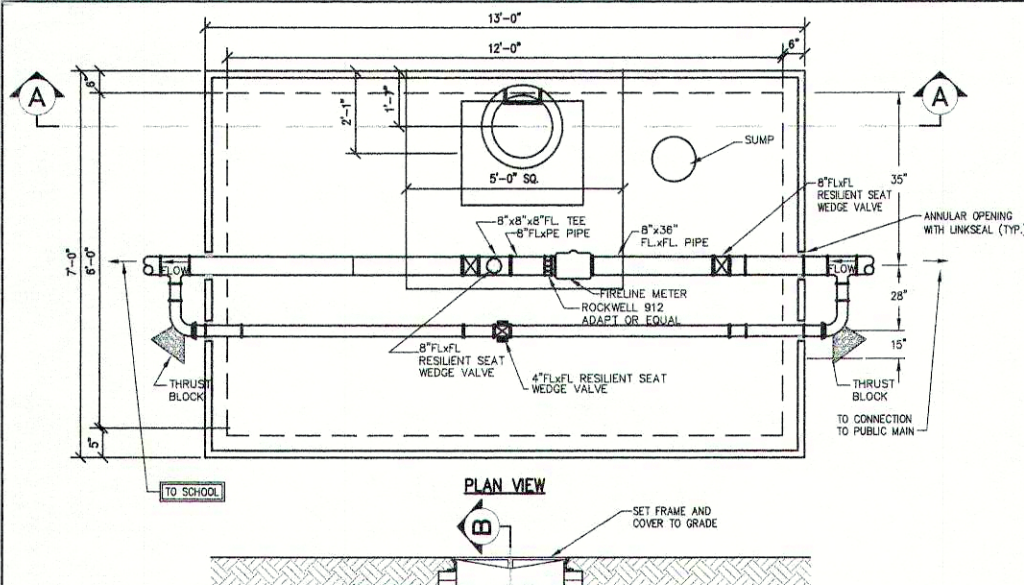
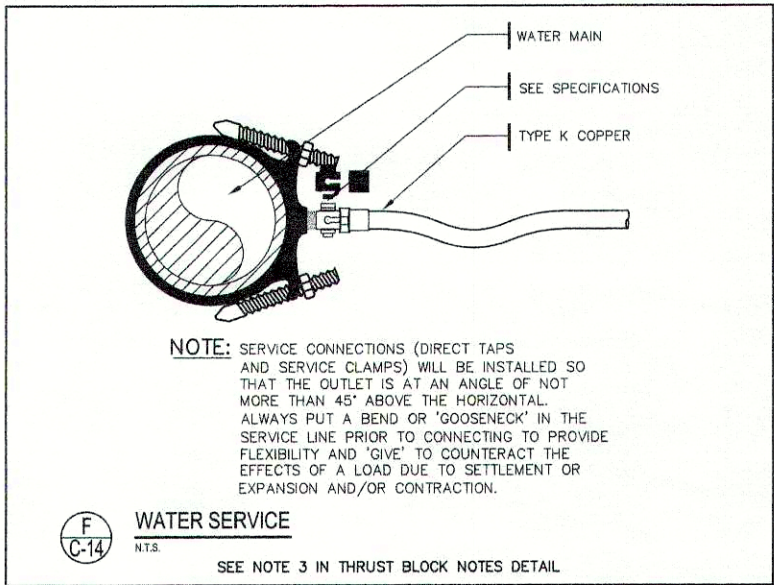
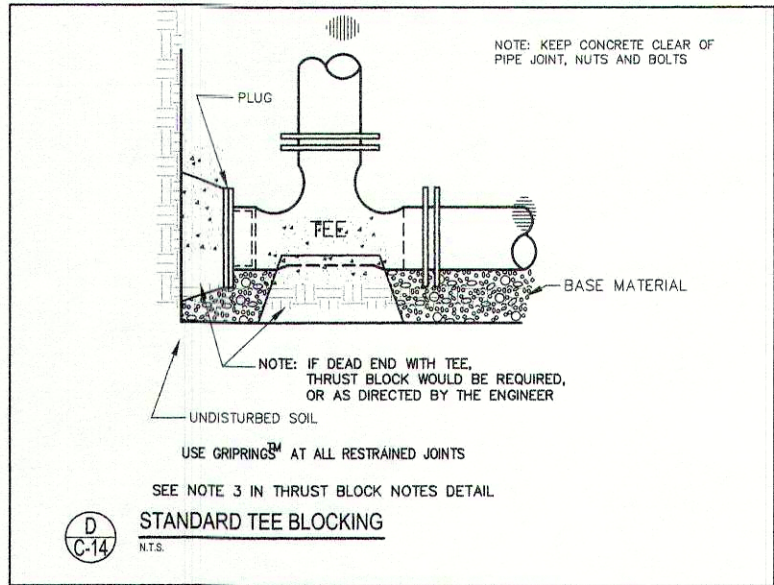
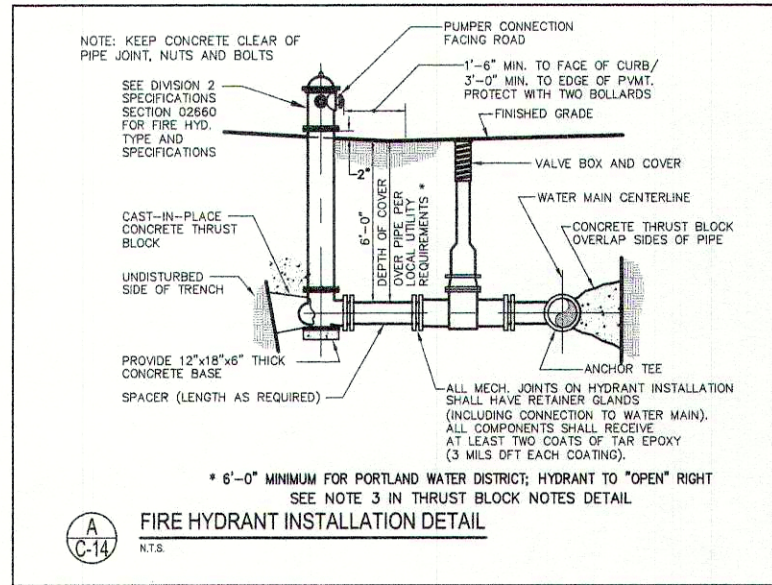
Mechanical Engineer
Bennett Engineering
Electrical Engineer
Bennett Engineering
Kitchen Design
TJM Consulting

MSAD #51
CUMBERLAND/NORTH YARMOUTH
MIDDLE SCHOOL

Job No.: 2085.04
Date: JANUARY 16, 2002
Scale: N.T.S.
Drawn by: RGP
Checked by: WGH

Drawing Title:
UTILITY & STORM DRAIN DETAILS

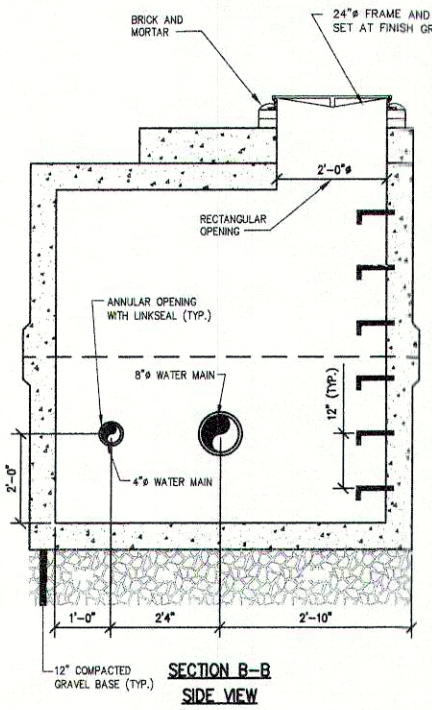
C-27



- DESIGN NOTES:
1. CONCRETE 5000 PSI AR 28 DAYS MIN.
 2. H-20 LOADING.
 3. JOINTS SEALED WITH BUTYL RUBBER JOINT SEALANT, ASHTO M-19.
 4. 1/2\"/>

WATER METER PIT NOTES:

1. CONTRACTOR SHALL HAVE OPTION OF USING WALL PIPES FOR THRUST RESTRAINT OR PROVIDING SEPARATE THRUST CONTROL MEASURES. SHOP DRAWING SUBMITTALS ARE REQUIRED.



1. INSTALL POLY BARRIER BETWEEN PIPE AND ALL THRUST BLOCKS.
2. ANY MODIFICATION TO THRUST BLOCK SIZING OR PIPE RESTRAINT REVISIONS SHALL BE APPROVED IN WRITING BY THE ENGINEER PRIOR TO IMPLEMENTATION IN THE FIELD.
3. ANY WORK RELATING TO WATER PIPING OR DETAILS SHALL BE IN ACCORDANCE WITH THE PORTLAND WATER DISTRICT SPECIFICATIONS.
4. ALL RESTRAINED JOINTS MUST HAVE GRIPRING® RESTRAINTS.

BEARING SURFACE REQUIRED IN SQUARE FEET

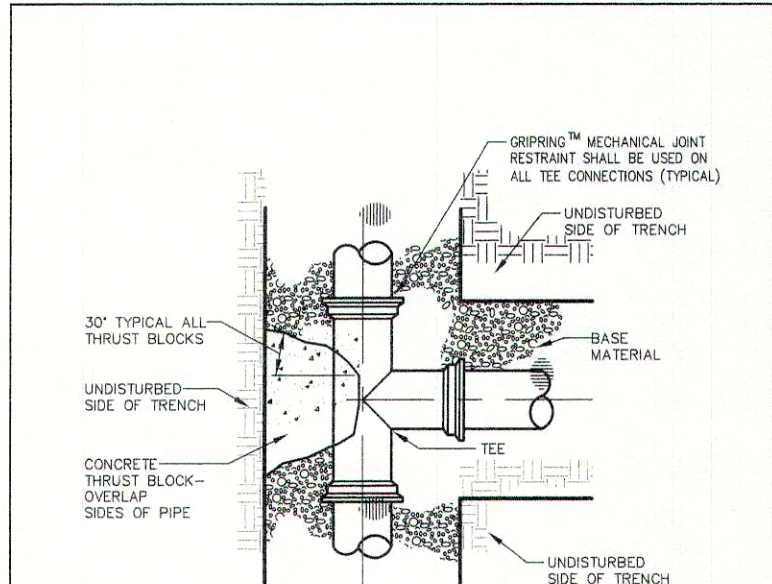
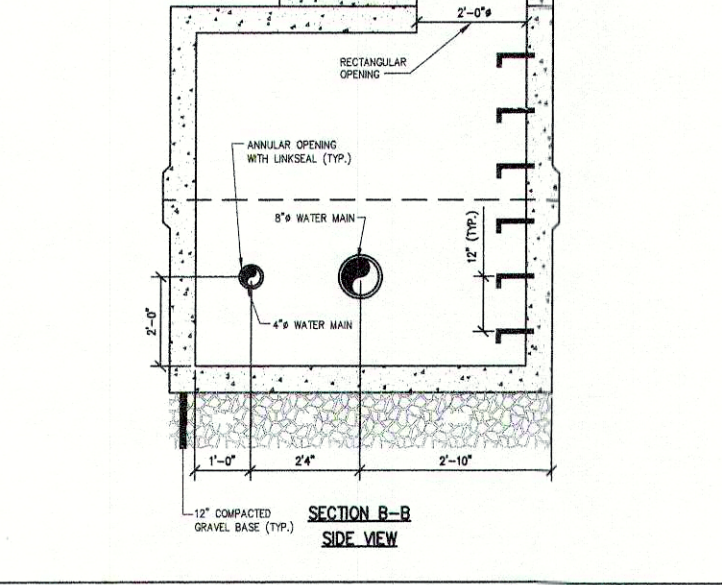
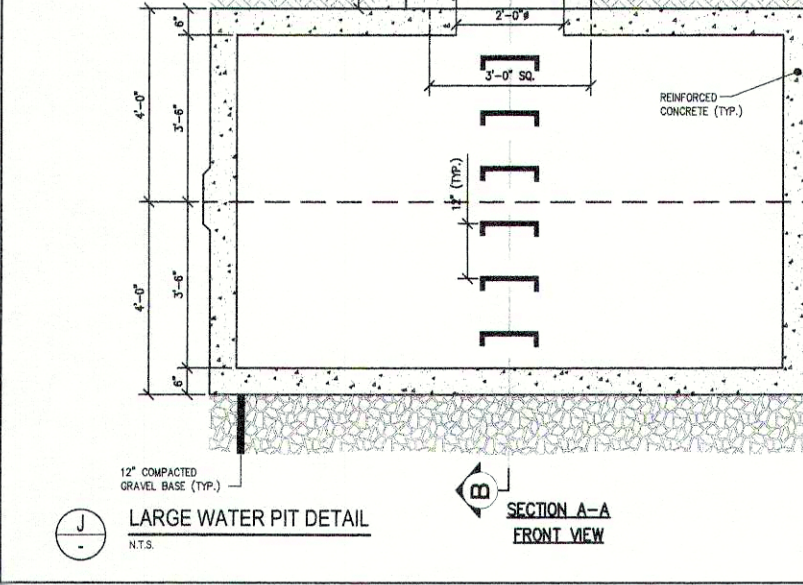
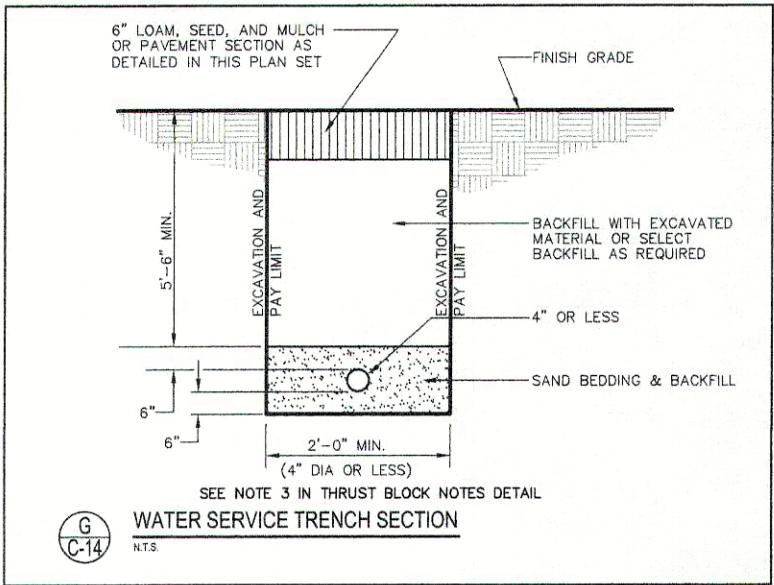
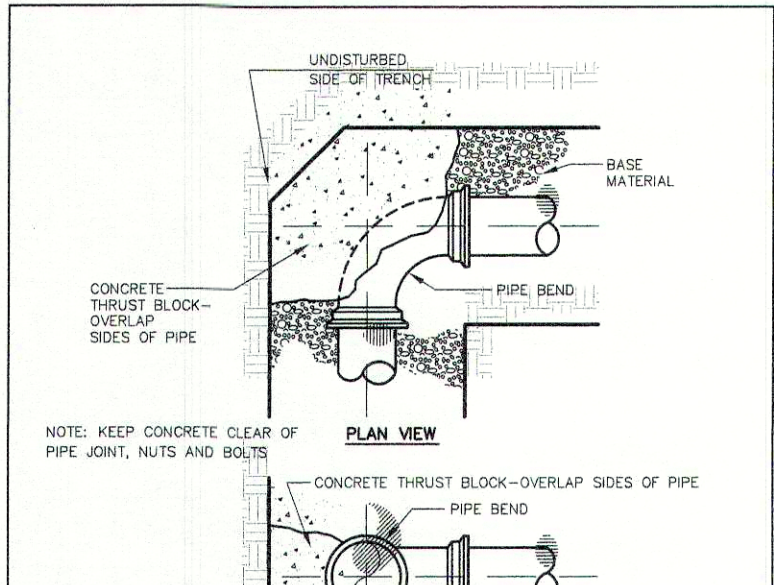
PIPE SIZE	1/32 BEND	1/16 BEND	1/8 BEND	1/4 BEND	TEES/CAPS
6"/8"	5.0	5.0	5.0	6.5	5.0
12"	11.5	11.5	11.5	20.0	22.0

B

C-14

NTB

THRUST BLOCK NOTES

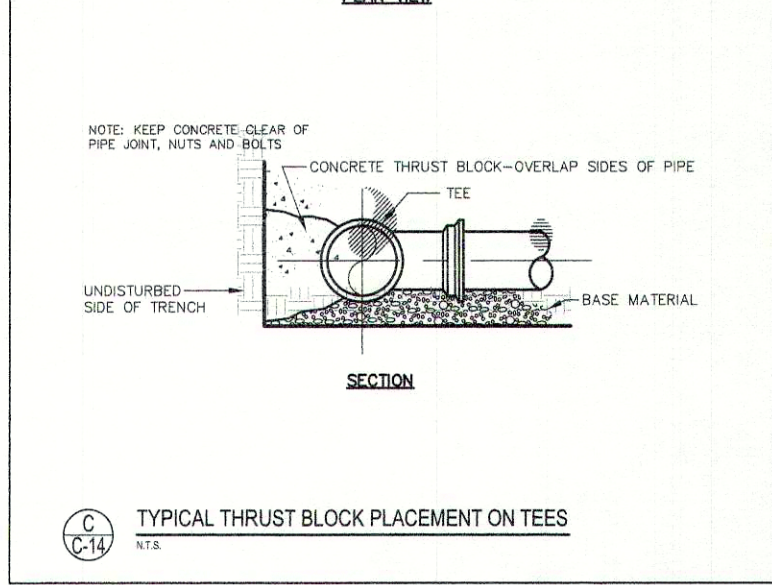
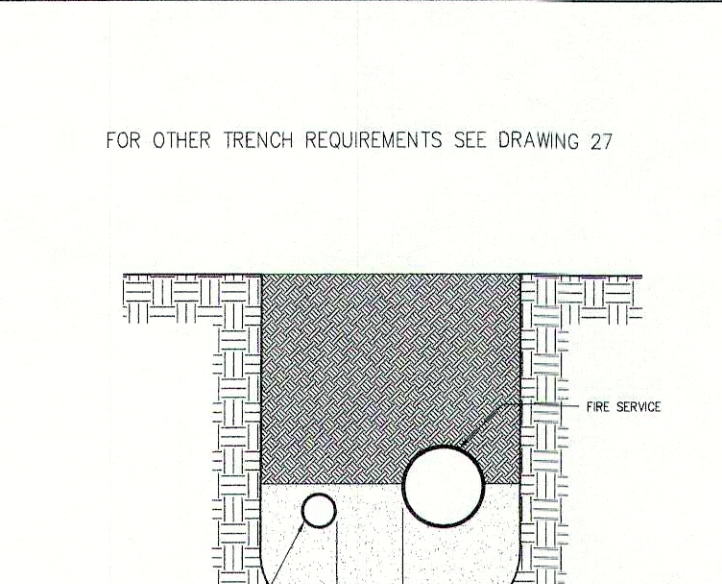
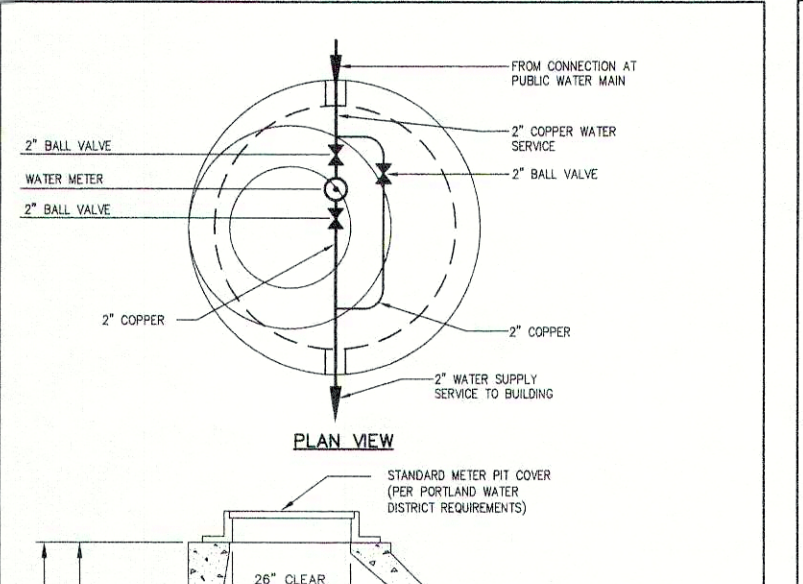
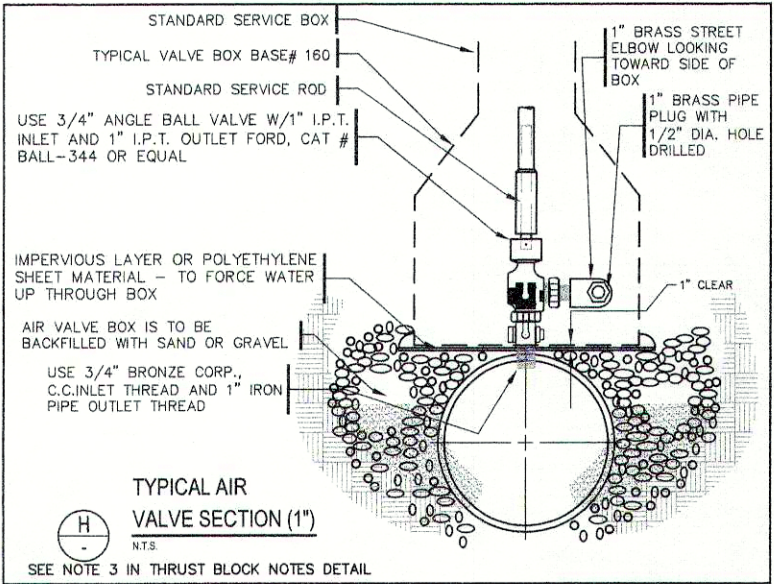


THRUST/RETAINER GLAND SCHEDULE

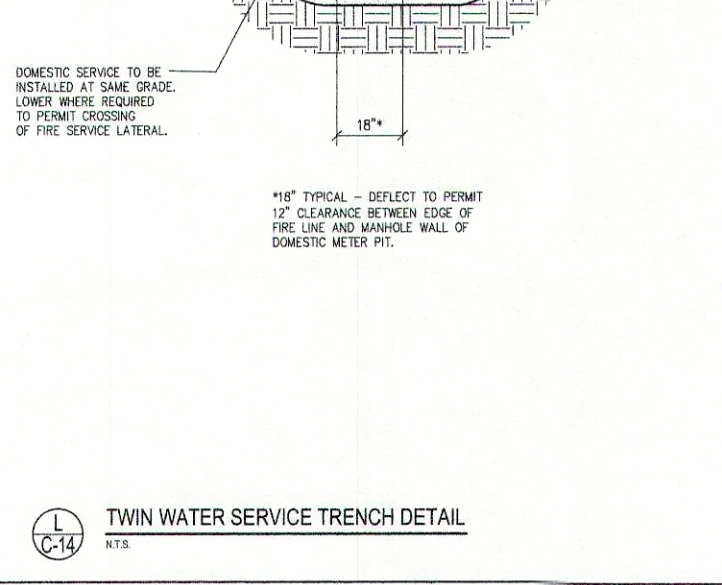
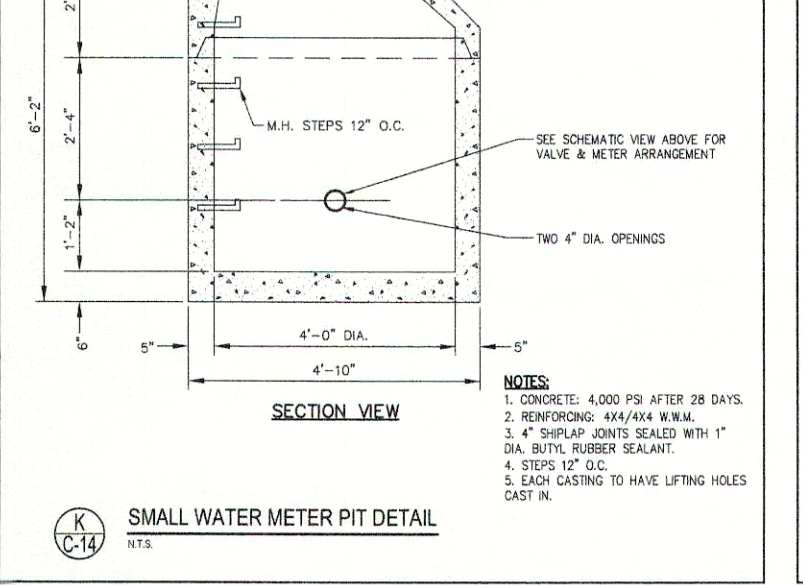
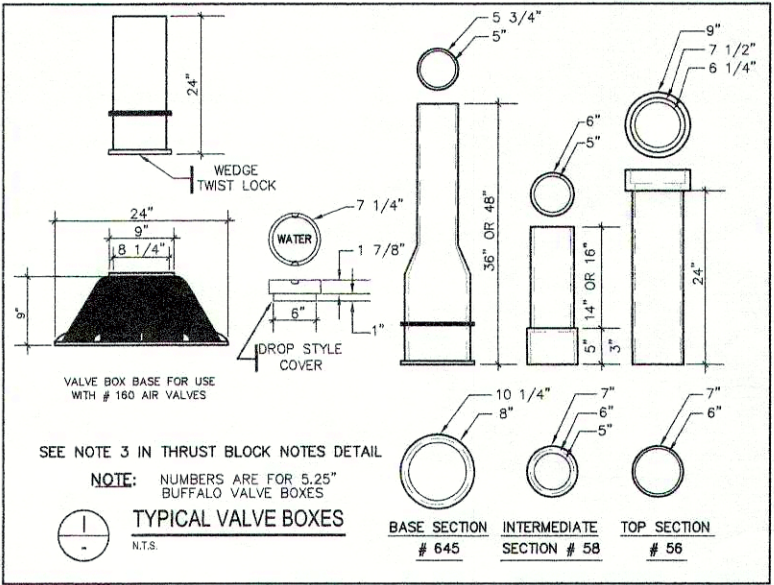
PIPE SIZE	THRUST/RETAINER GLAND SCHEDULE
1/4 BEND (90°)	USE POURED-IN-PLACE THRUST BLOCK WITH GRIPRING® MECHANICAL JOINT RESTRAINT
1/8 BEND (45°)	THRUST BLOCK w/ GRIPRING®
1/16 BEND (22 1/2°)	THRUST BLOCK w/ GRIPRING®
1/32 BEND (11 1/4°)	THRUST BLOCK w/ GRIPRING®

THE ABOVE SCHEDULE IS SUBJECT TO THE APPROVAL OF THE ON-SITE INSPECTOR DUE TO SOILS AND WORKING PRESSURES IN THE AREA.

SEE NOTE 3 IN THRUST BLOCK NOTES DETAIL.




- NOTES:
1. THE PORTLAND WATER DISTRICT (PWD) MAY HAVE INSPECTION FEES AND REQUIRE OBSERVATION OF ALL PIPING INSTALLATION BEFORE BURIAL AND ADVANCE NOTICE BEFORE TESTING AND DISINFECTION. REFER TO SPECIFICATIONS.
 2. FOR WATER MAIN LAYOUT SEE DRAWINGS C-14
 3. FOR WATER MAIN PROFILE SEE DRAWING C-37
 4. FOR WATER MAIN TRENCH DETAILS SEE DETAIL G ON THIS SHEET AND C-27
 5. REFER TO SPECIFICATIONS FOR TESTING AND CHLORINATION REQUIREMENTS.
 6. ALL HYDRANTS AND VALVES TO BE EPOXY COATED, NUTS & BOLTS TO BE STAINLESS STEEL.
 7. SERVICE RODS FOR DOMESTIC SERVICE OR AIR VALVES TO BE STAINLESS STEEL.
 8. CONNECTION TO MAIN TO BE MADE BY CONTRACTOR APPROVED BY PWD.



Revisions

REV	DATE	DESCRIPTION
4	5/20/02	REVISED TO REFLECT PEER REVIEW COMMENTS
3	4/15/02	90% REVIEW SUBMISSION
2	3/22/02	WORK / TOWN OF CUMBERLAND SUBMISSION
1	3/07/02	DESIGN DEVELOPMENT SUBMISSION

10 Denforth Street
Post Office Box
Sagadahoc, Maine
04105-0563
Ver: 201.12.2005
E-mail: shb@shb-projects.com



Consultants

Civil Engineer
DeLuca-Hoffman Associates

Landscape Architect
Carroll Associates

Structural Engineer
Pinkham & Greer

Mechanical Engineer
Bennett Engineering

Electrical Engineer
Bennett Engineering

Kitchen Design
TJM Consulting

MSAD #51
CUMBERLAND/NORTH YARMOUTH
MIDDLE SCHOOL

Job No.: 2085.04
Date: JANUARY 16, 2002
Scale: N.T.S.
Drawn by: RGP
Checked by: WGH

Drawing Title:
WATER MAIN
DETAILS

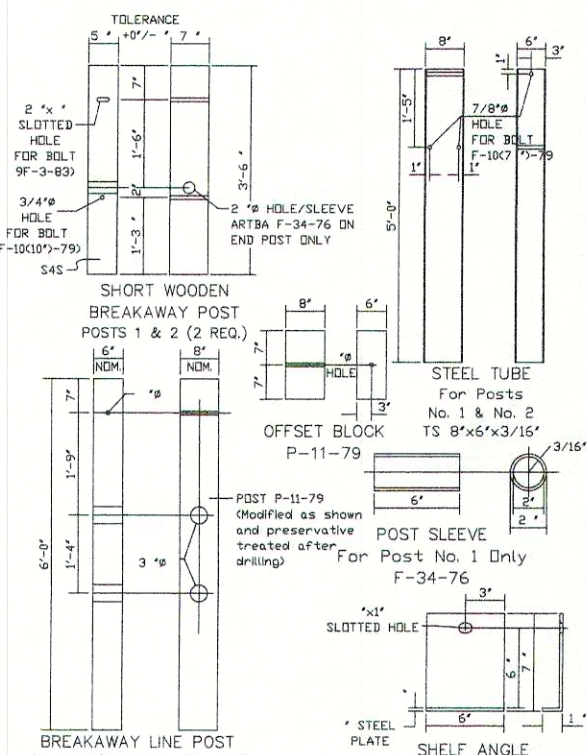
C-28

M.E.L.T. NOTES

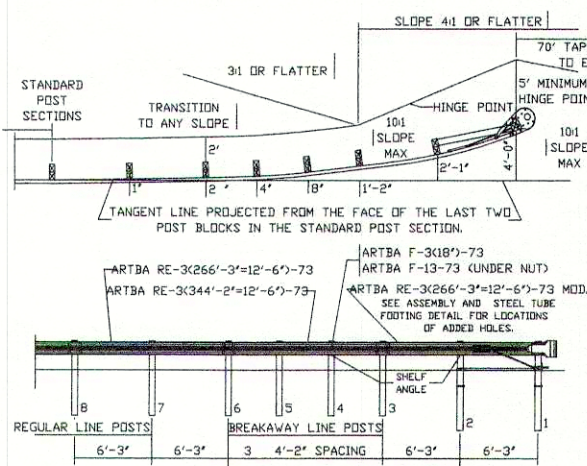
- For description and specification of part identified "ARTBA..." see report prepared and approved by the ASDHD-HQ-ARTBA Joint Cooperative Committee, A GUIDE TO STANDARDIZED HIGHWAY BARRIER RAIL HARDWARE.
- All angles, channels and plates shall conform to the requirements of ASTM A36 and structural tubing to ASTM A500 or ASTM A513, Grade 100. Diaphragm plate shall conform to ASTM A36 or A513, Grade 100. Welding shall meet the current requirements of the American Welding Society Structural Welding Code AWS/AASHTO AWS D1.5. All structural steel shall be galvanized in accordance with ASTM A153. No punching, drilling, cutting or welding will be permitted after galvanizing.
- Short Wooden Breakaway Post shall be made of S4S timber with a stress grade of 1200 psi and shall be gradedmarked or certified by a recognized association or agency which is certified by the Board of Review, American Lumber Standards Committee, to grade the species. It shall receive a preservative treatment in accordance with ASDHD designation M-151.
- Optional notes are for insertion of Nose Expansion Block when required.
- The post offset dimensions are given to the center of the traffic face of the blockouts, except at the first post where the dimension is to the center of the traffic face of the post. Offset points are to be located by chord measurements at the back of rail equal to the nominal post spacings shown. Posts are to be set approximately radial to the railing at each post location.
- 12" x 36" Type III Retroreflective Adhesive Sheeting shall be applied to the approach buffer end section after curbing, but prior to the installation of button head bolts as follows:
One-way Roadways: Solid white on the right side of the road and solid yellow on the left side.
Two-way Roadways: Solid white on the right side of the road with 10' spacing on the left side.



MODIFIED ECCENTRIC
LOADER TERMINAL

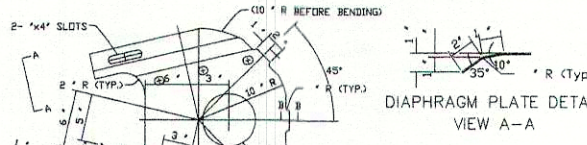


M.E.L.T. POST DETAILS

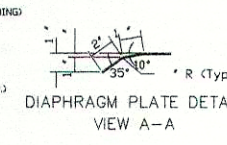


M.E.L.T. POST LAYOUT

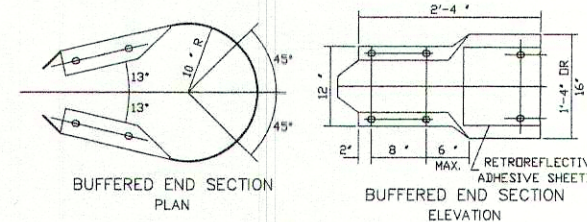
M.E.L.T. METAL GUIDE RAIL DETAIL
N.T.S.



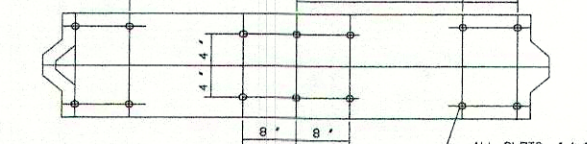
DIAPHRAGM PLATE DETAIL
(2 REQUIRED EACH TERMINAL)



DIAPHRAGM PLATE DETAIL
VIEW B-B

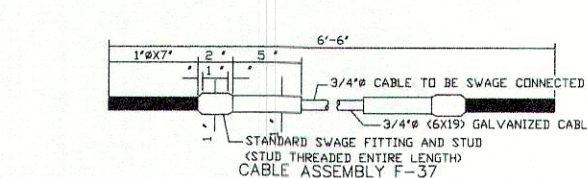


BUFFERED END SECTION
PLAN ELEVATION

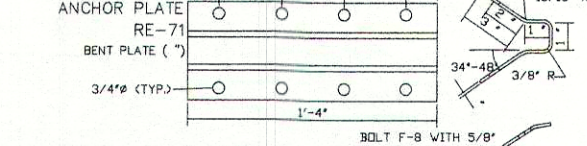


BUFFERED END SECTION
FLAT PLATE LAYOUT
(Modified ARTBA RE-7-79)

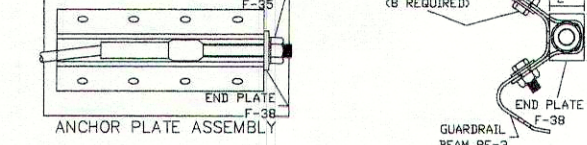
BUFFERED END ASSEMBLY



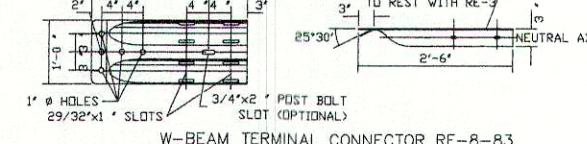
ANCHOR PLATE ASSEMBLY



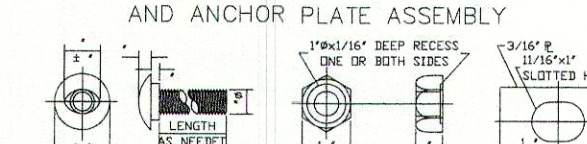
W-BEAM TERMINAL CONNECTOR RE-B-83
TERMINAL CONNECTOR, CABLE
AND ANCHOR PLATE ASSEMBLY



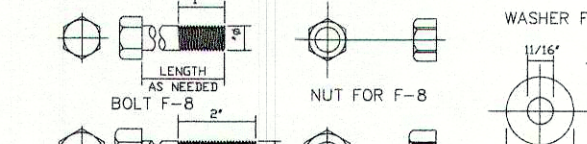
TERMINAL CONNECTOR, CABLE
AND ANCHOR PLATE ASSEMBLY



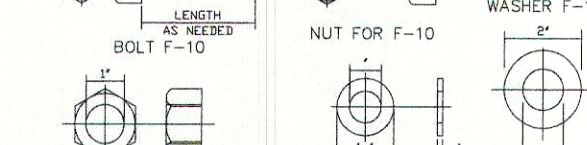
TERMINAL CONNECTOR, CABLE
AND ANCHOR PLATE ASSEMBLY



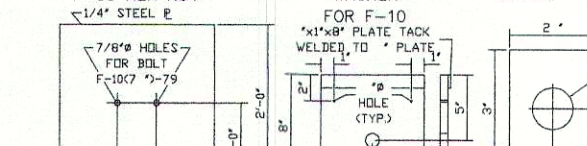
TERMINAL CONNECTOR, CABLE
AND ANCHOR PLATE ASSEMBLY



TERMINAL CONNECTOR, CABLE
AND ANCHOR PLATE ASSEMBLY



TERMINAL CONNECTOR, CABLE
AND ANCHOR PLATE ASSEMBLY




TERMINAL CONNECTOR, CABLE
AND ANCHOR PLATE ASSEMBLY



TERMINAL CONNECTOR, CABLE
AND ANCHOR PLATE ASSEMBLY



TERMINAL CONNECTOR, CABLE
AND ANCHOR PLATE ASSEMBLY



TERMINAL CONNECTOR, CABLE
AND ANCHOR PLATE ASSEMBLY



TERMINAL CONNECTOR, CABLE
AND ANCHOR PLATE ASSEMBLY

TERMINAL CONNECTOR, CABLE
AND ANCHOR PLATE ASSEMBLY

TERMINAL CONNECTOR, CABLE
AND ANCHOR PLATE ASSEMBLY

TERMINAL CONNECTOR, CABLE
AND ANCHOR PLATE ASSEMBLY

TERMINAL CONNECTOR, CABLE
AND ANCHOR PLATE ASSEMBLY

TERMINAL CONNECTOR, CABLE
AND ANCHOR PLATE ASSEMBLY

TERMINAL CONNECTOR, CABLE
AND ANCHOR PLATE ASSEMBLY

TERMINAL CONNECTOR, CABLE
AND ANCHOR PLATE ASSEMBLY

TERMINAL CONNECTOR, CABLE
AND ANCHOR PLATE ASSEMBLY

TERMINAL CONNECTOR, CABLE
AND ANCHOR PLATE ASSEMBLY

TERMINAL CONNECTOR, CABLE
AND ANCHOR PLATE ASSEMBLY

TERMINAL CONNECTOR, CABLE
AND ANCHOR PLATE ASSEMBLY

TERMINAL CONNECTOR, CABLE
AND ANCHOR PLATE ASSEMBLY

TERMINAL CONNECTOR, CABLE
AND ANCHOR PLATE ASSEMBLY

TERMINAL CONNECTOR, CABLE
AND ANCHOR PLATE ASSEMBLY

TERMINAL CONNECTOR, CABLE
AND ANCHOR PLATE ASSEMBLY

TERMINAL CONNECTOR, CABLE
AND ANCHOR PLATE ASSEMBLY

TERMINAL CONNECTOR, CABLE
AND ANCHOR PLATE ASSEMBLY

TERMINAL CONNECTOR, CABLE
AND ANCHOR PLATE ASSEMBLY

TERMINAL CONNECTOR, CABLE
AND ANCHOR PLATE ASSEMBLY

TERMINAL CONNECTOR, CABLE
AND ANCHOR PLATE ASSEMBLY

TERMINAL CONNECTOR, CABLE
AND ANCHOR PLATE ASSEMBLY

TERMINAL CONNECTOR, CABLE
AND ANCHOR PLATE ASSEMBLY

TERMINAL CONNECTOR, CABLE
AND ANCHOR PLATE ASSEMBLY

TERMINAL CONNECTOR, CABLE
AND ANCHOR PLATE ASSEMBLY

TERMINAL CONNECTOR, CABLE
AND ANCHOR PLATE ASSEMBLY

TERMINAL CONNECTOR, CABLE
AND ANCHOR PLATE ASSEMBLY

TERMINAL CONNECTOR, CABLE
AND ANCHOR PLATE ASSEMBLY

TERMINAL CONNECTOR, CABLE
AND ANCHOR PLATE ASSEMBLY

TERMINAL CONNECTOR, CABLE
AND ANCHOR PLATE ASSEMBLY

TERMINAL CONNECTOR, CABLE
AND ANCHOR PLATE ASSEMBLY

TERMINAL CONNECTOR, CABLE
AND ANCHOR PLATE ASSEMBLY

TERMINAL CONNECTOR, CABLE
AND ANCHOR PLATE ASSEMBLY

TERMINAL CONNECTOR, CABLE
AND ANCHOR PLATE ASSEMBLY

TERMINAL CONNECTOR, CABLE
AND ANCHOR PLATE ASSEMBLY

TERMINAL CONNECTOR, CABLE
AND ANCHOR PLATE ASSEMBLY

TERMINAL CONNECTOR, CABLE
AND ANCHOR PLATE ASSEMBLY

TERMINAL CONNECTOR, CABLE
AND ANCHOR PLATE ASSEMBLY

TERMINAL CONNECTOR, CABLE
AND ANCHOR PLATE ASSEMBLY

TERMINAL CONNECTOR, CABLE
AND ANCHOR PLATE ASSEMBLY

TERMINAL CONNECTOR, CABLE
AND ANCHOR PLATE ASSEMBLY

TERMINAL CONNECTOR, CABLE
AND ANCHOR PLATE ASSEMBLY

TERMINAL CONNECTOR, CABLE
AND ANCHOR PLATE ASSEMBLY

TERMINAL CONNECTOR, CABLE
AND ANCHOR PLATE ASSEMBLY

TERMINAL CONNECTOR, CABLE
AND ANCHOR PLATE ASSEMBLY

TERMINAL CONNECTOR, CABLE
AND ANCHOR PLATE ASSEMBLY

TERMINAL CONNECTOR, CABLE
AND ANCHOR PLATE ASSEMBLY

TERMINAL CONNECTOR, CABLE
AND ANCHOR PLATE ASSEMBLY

TERMINAL CONNECTOR, CABLE
AND ANCHOR PLATE ASSEMBLY

TERMINAL CONNECTOR, CABLE
AND ANCHOR PLATE ASSEMBLY

TERMINAL CONNECTOR, CABLE
AND ANCHOR PLATE ASSEMBLY

TERMINAL CONNECTOR, CABLE
AND ANCHOR PLATE ASSEMBLY

TERMINAL CONNECTOR, CABLE
AND ANCHOR PLATE ASSEMBLY

TERMINAL CONNECTOR, CABLE
AND ANCHOR PLATE ASSEMBLY

TERMINAL CONNECTOR, CABLE
AND ANCHOR PLATE ASSEMBLY

TERMINAL CONNECTOR, CABLE
AND ANCHOR PLATE ASSEMBLY

TERMINAL CONNECTOR, CABLE
AND ANCHOR PLATE ASSEMBLY

TERMINAL CONNECTOR, CABLE
AND ANCHOR PLATE ASSEMBLY

TERMINAL CONNECTOR, CABLE
AND ANCHOR PLATE ASSEMBLY

TERMINAL CONNECTOR, CABLE
AND ANCHOR PLATE ASSEMBLY

TERMINAL CONNECTOR, CABLE
AND ANCHOR PLATE ASSEMBLY

TERMINAL CONNECTOR, CABLE
AND ANCHOR PLATE ASSEMBLY

TERMINAL CONNECTOR, CABLE
AND ANCHOR PLATE ASSEMBLY

TERMINAL CONNECTOR, CABLE
AND ANCHOR PLATE ASSEMBLY

TERMINAL CONNECTOR, CABLE
AND ANCHOR PLATE ASSEMBLY


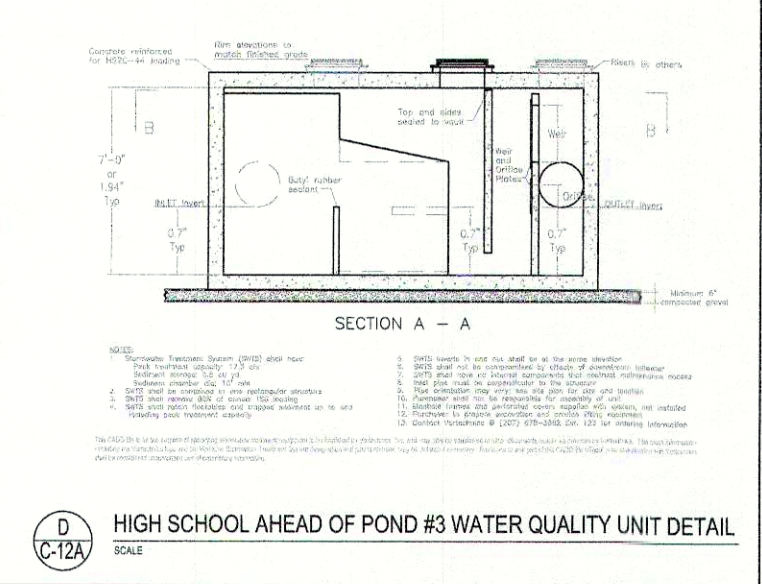
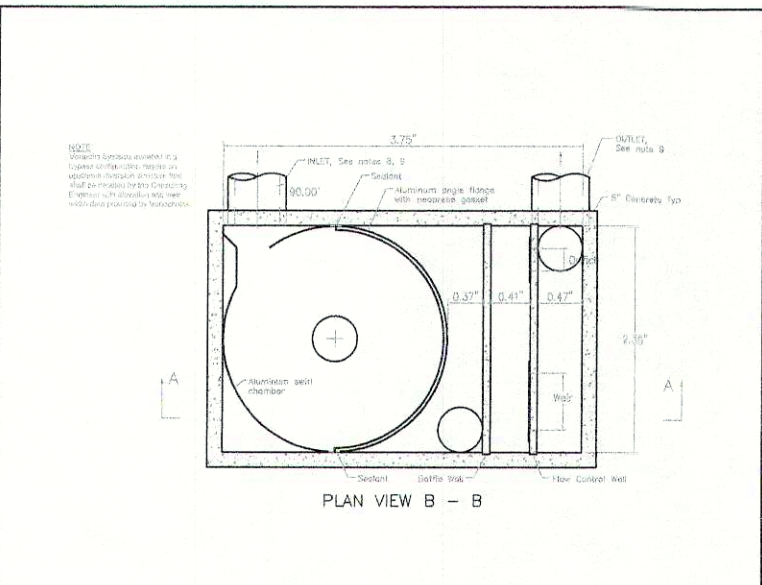
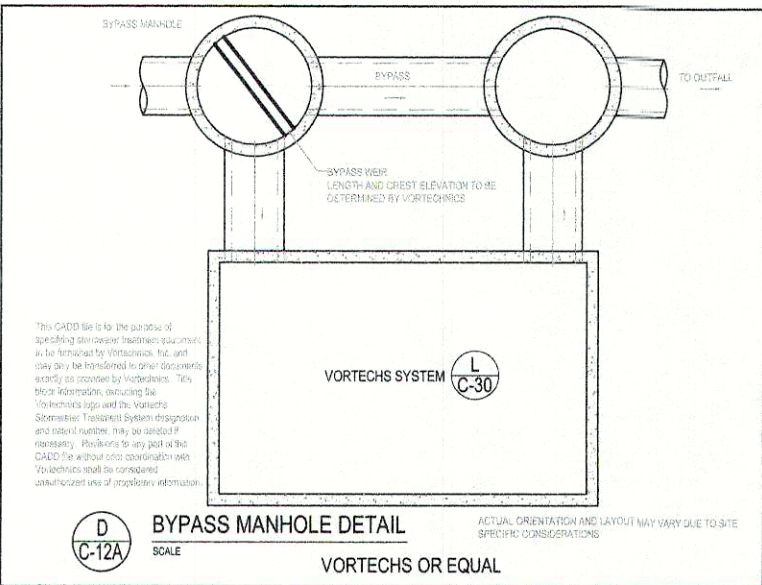
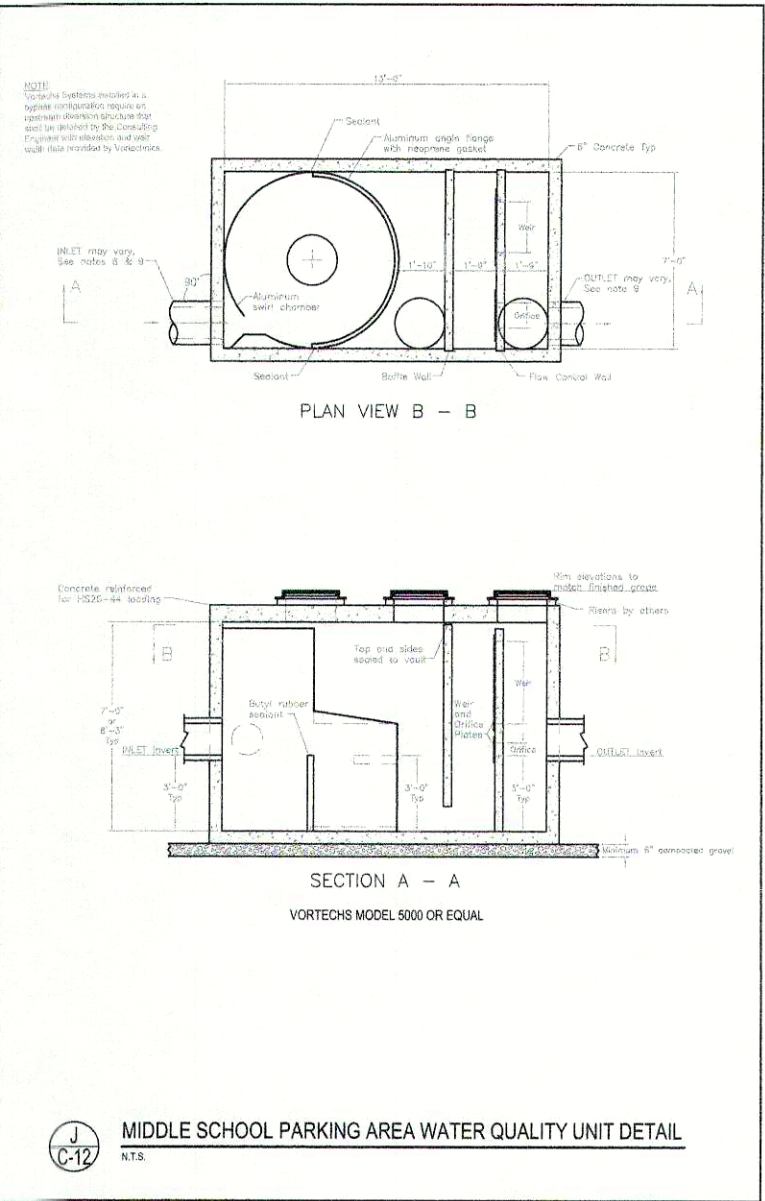
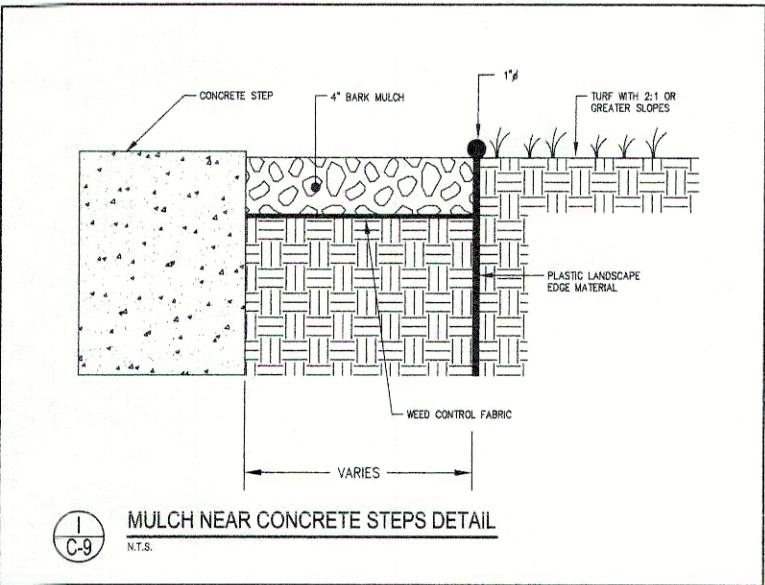

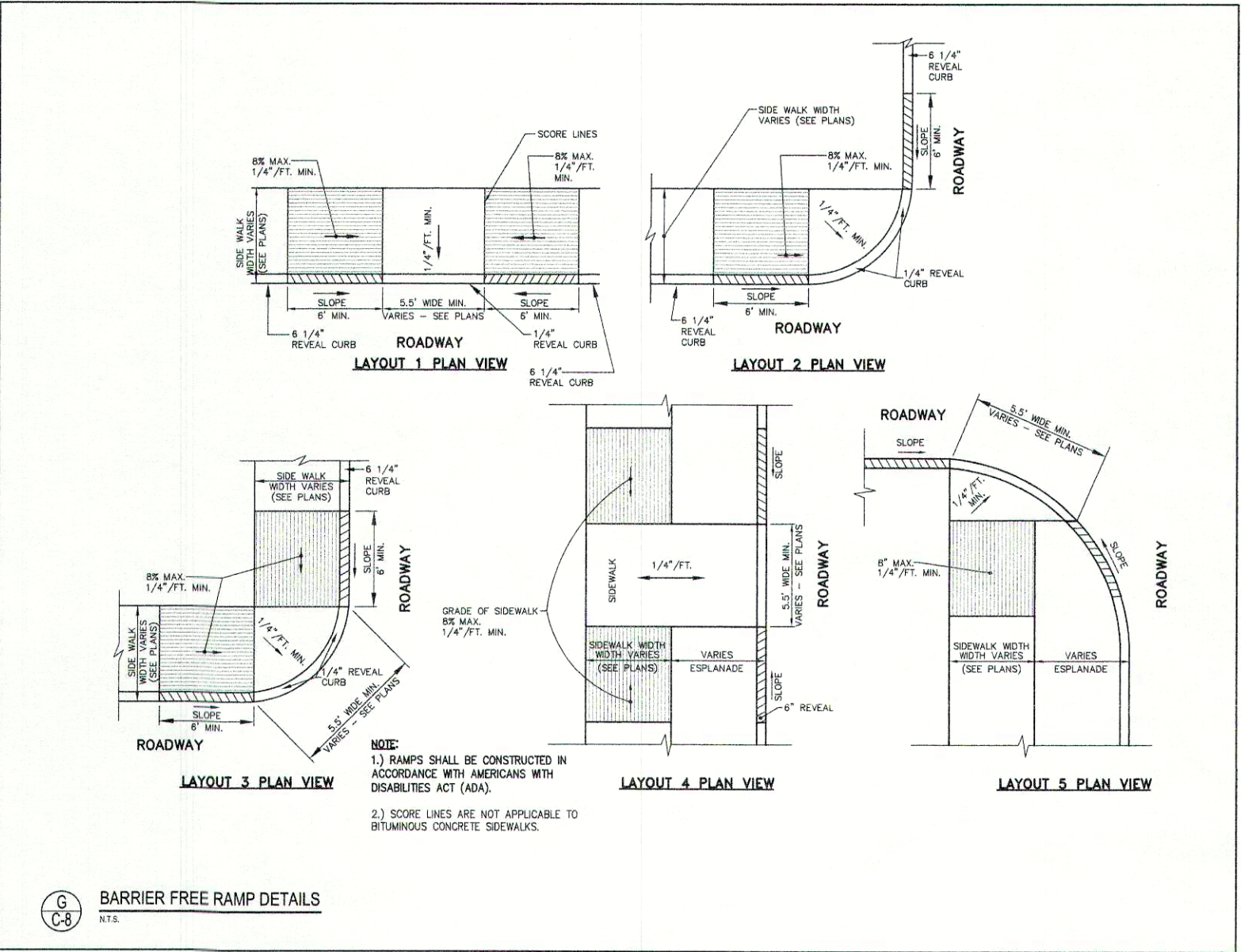
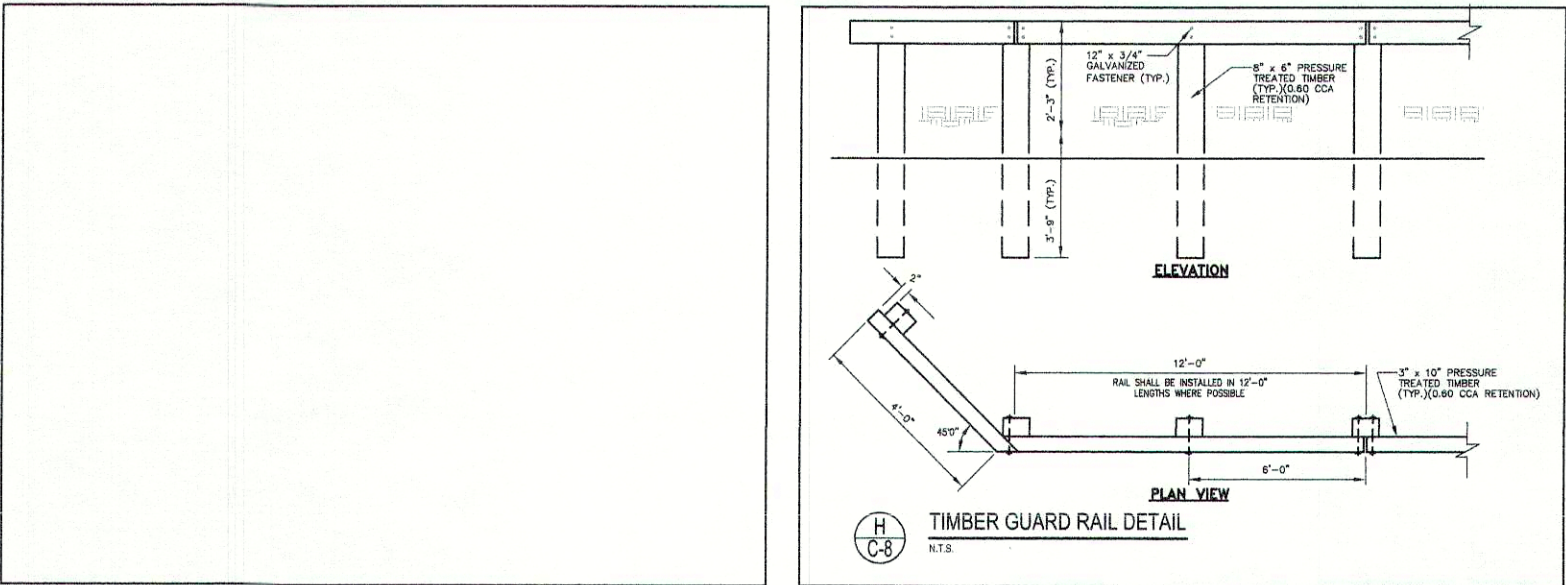
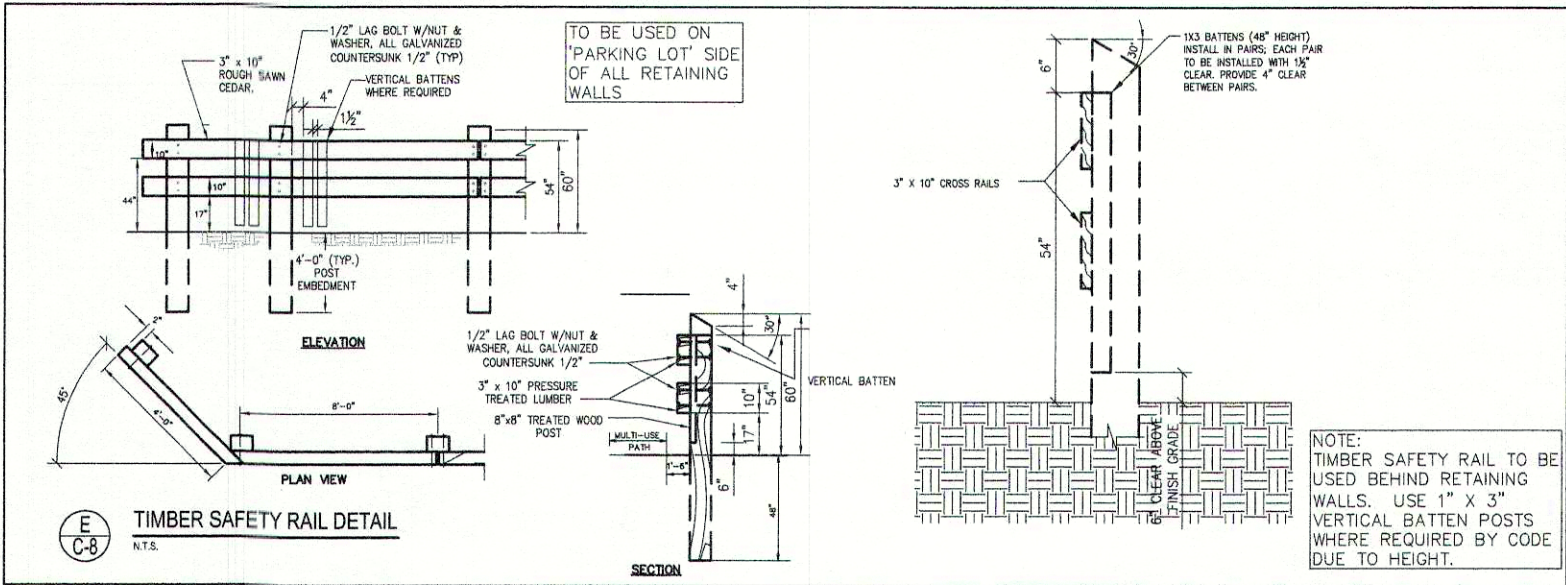

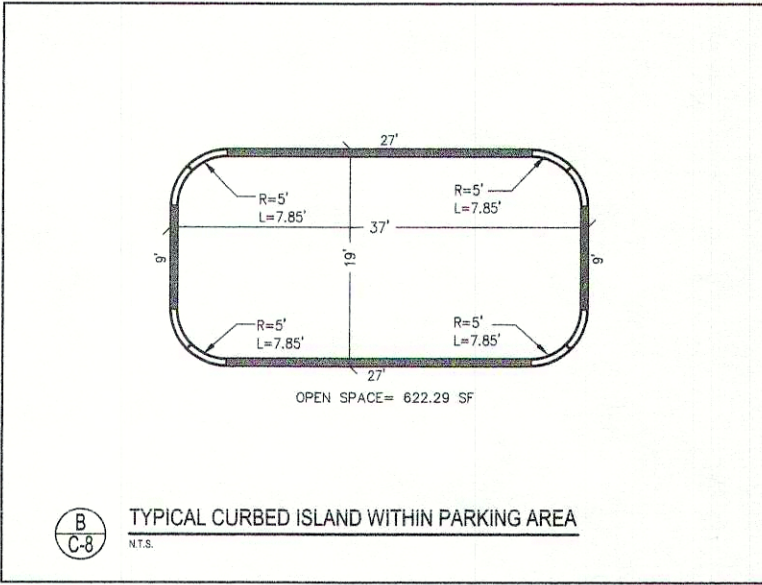
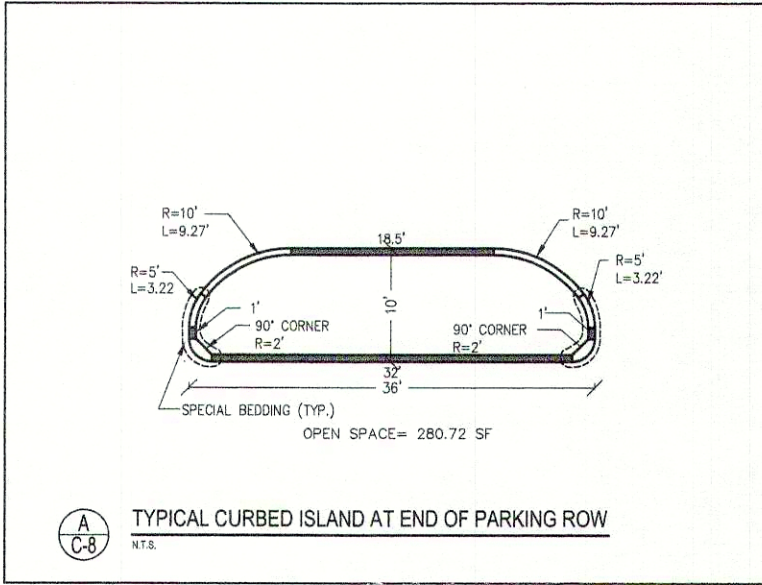
TERMINAL CONNECTOR, CABLE
AND ANCHOR PLATE ASSEMBLY

TERMINAL CONNECTOR, CABLE
AND ANCHOR PLATE ASSEMBLY

TERMINAL CONNECTOR, CABLE
AND ANCHOR PLATE ASSEMBLY


TERMINAL CONNECTOR, CABLE
AND ANCHOR PLATE ASSEMBLY

TERMINAL CONNECTOR, CABLE
AND ANCHOR PLATE ASSEMBLY



Revisions		
REV	DATE	DESCRIPTION
4	5/20/02	REVISED TO REFLECT PEER REVIEW COMMENTS
3	4/15/02	90% REVIEW SUBMISSION
2	3/25/02	WASHP / TOWN OF CUMBERLAND SUBMISSION
1	3/6/02	DESIGN DEVELOPMENT SUBMISSION

10 Danforth Street
Portland, Maine 04103
Tel: 207.633.5555
Fax: 207.633.5555
Email: shs@shsarchitects.com


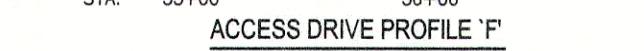


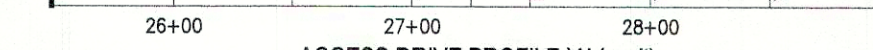


Consultants
Civil Engineer
Deluca-Hoffman Associates
Landscape Architect
Carroll Associates
Structural Engineer
Pinkham & Greer
Mechanical Engineer
Bennett Engineering
Electrical Engineer
Bennett Engineering
Kitchen Design
TJM Consulting

MSAD #51
CUMBERLAND/NORTH YARMOUTH
MIDDLE SCHOOL

Job No.: 2085.04
Date: JANUARY 16, 2002
Scale: N.T.S.
Drawn by: RGP
Checked by: WGH
Drawing Title:
MISCELLANEOUS
SITE DETAILS

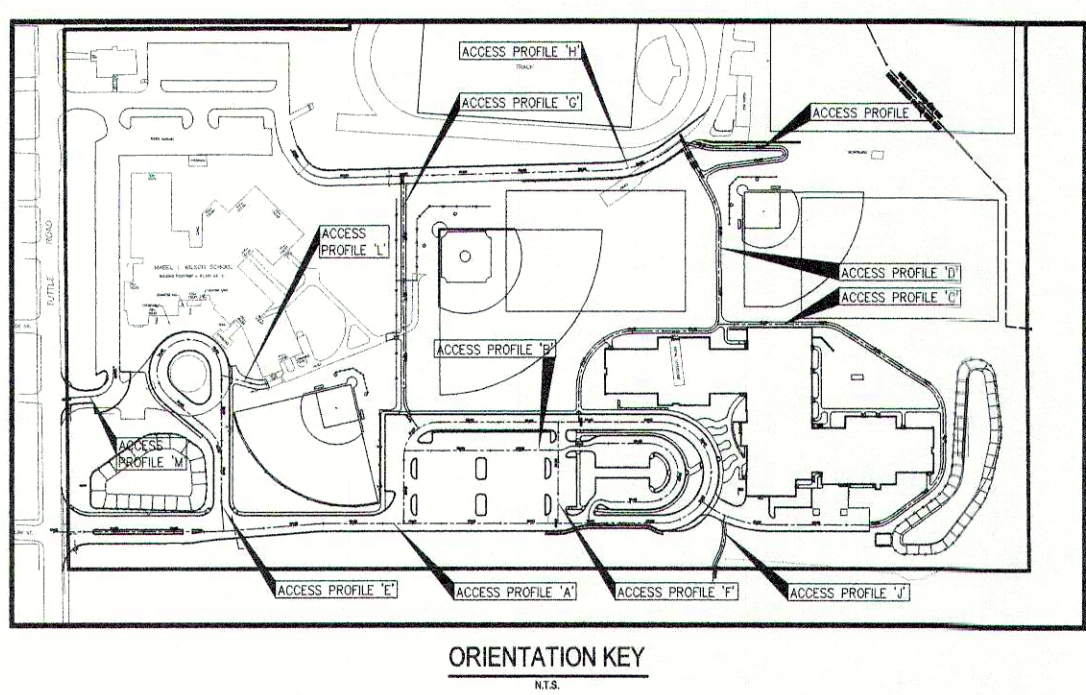
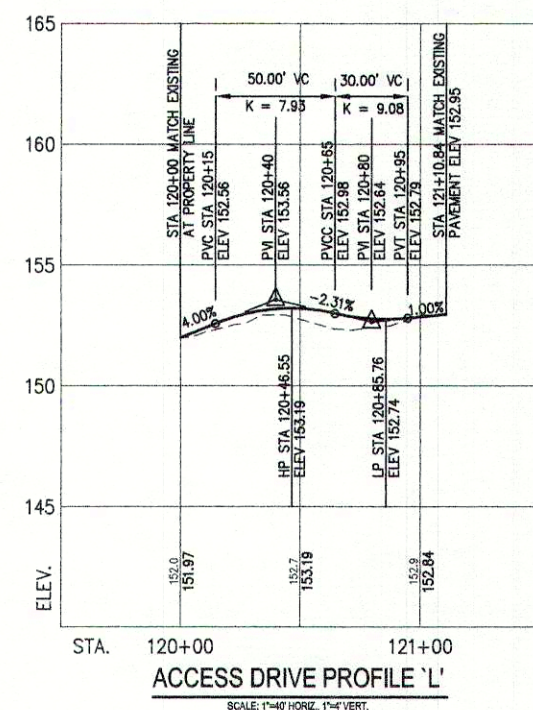
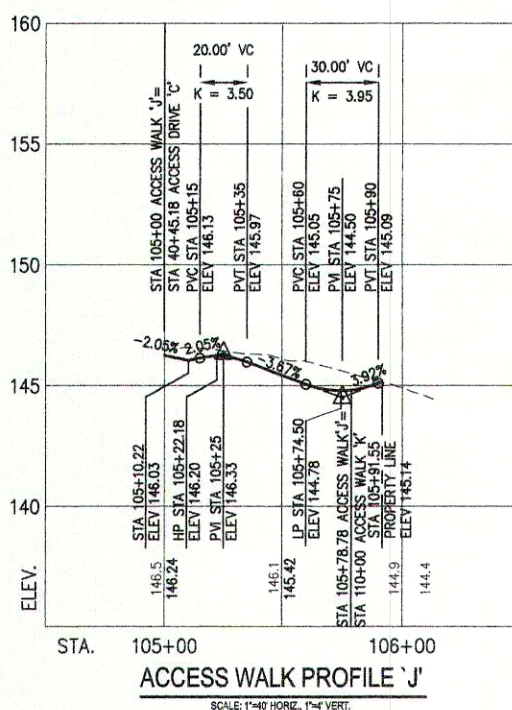
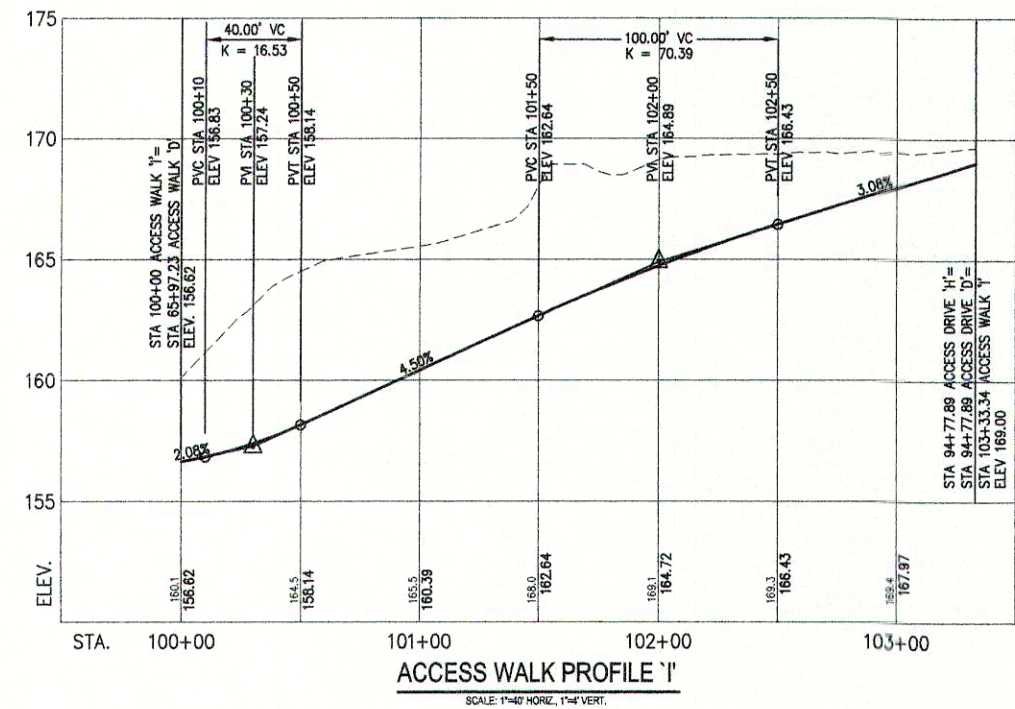
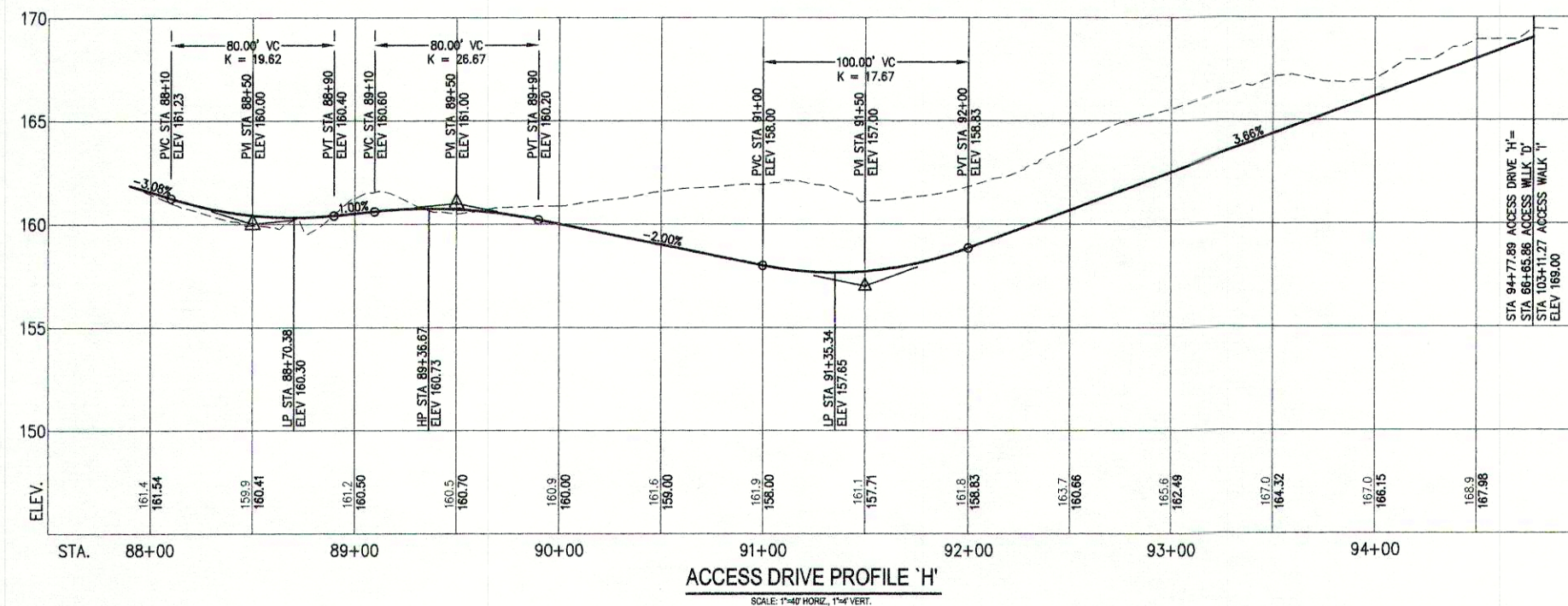
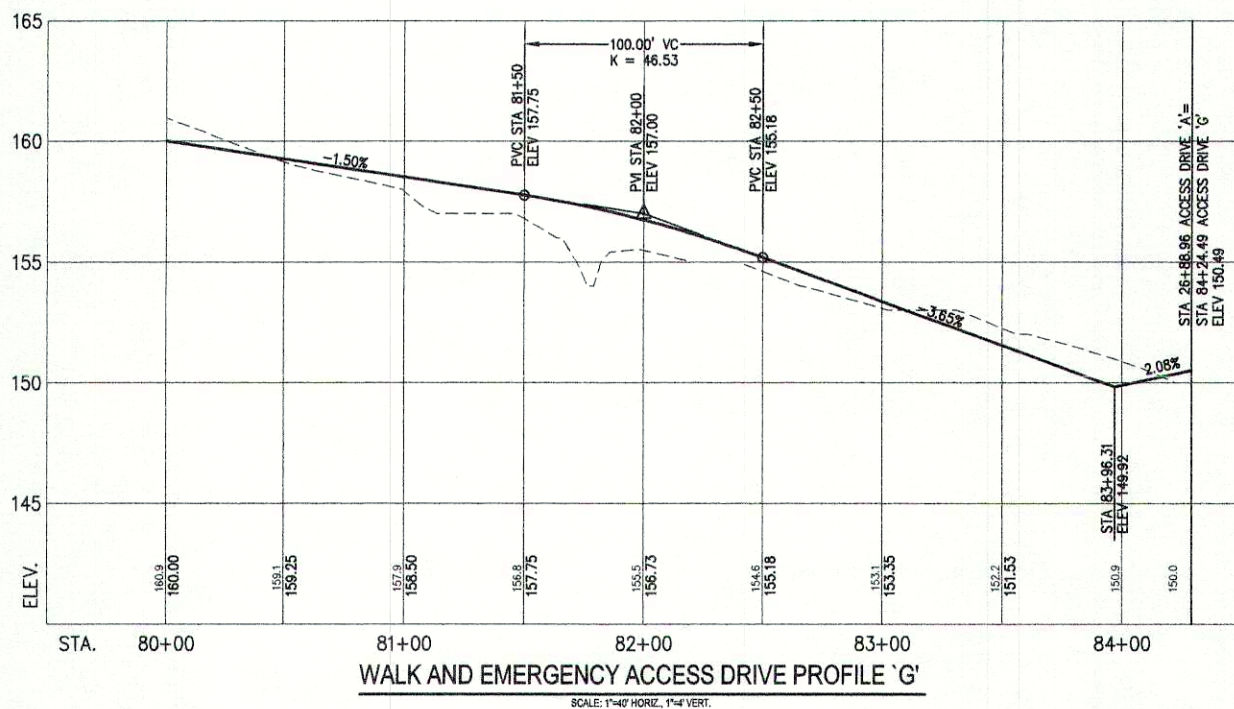
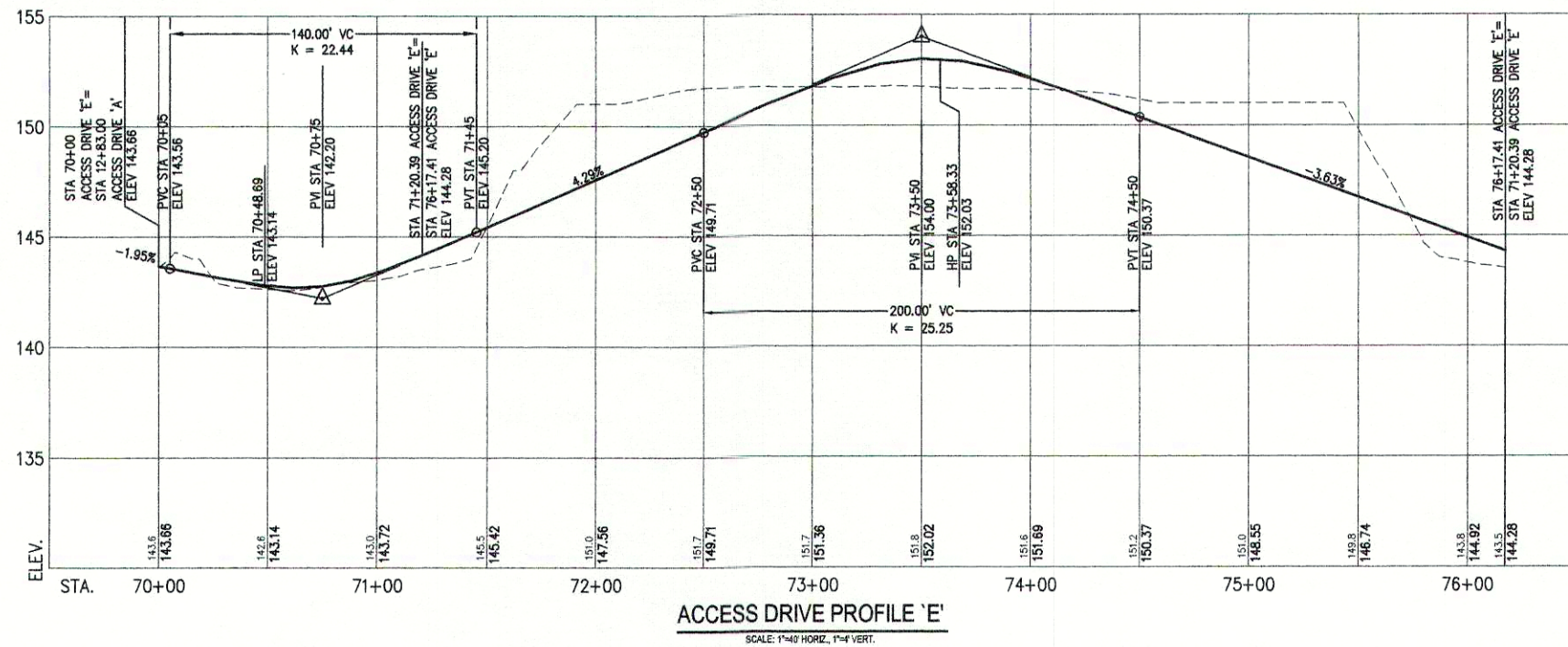
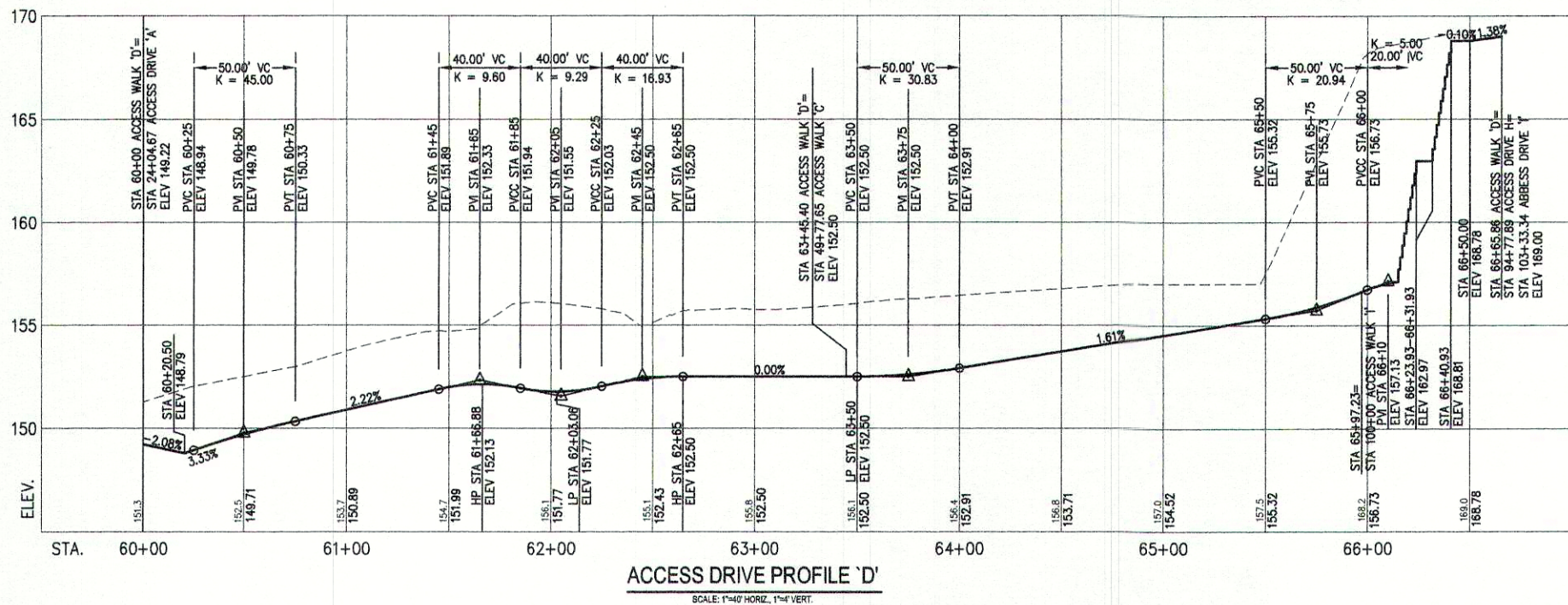
C-30

Archite

A circular professional engineer seal for the State of Maine. The outer ring contains the text "STATE OF MAINE" at the top and "PROFESSIONAL ENGINEER" at the bottom, separated by two stars. The center of the seal contains the name "WILLIAM G. HOFFMAN" and the license number "04105" below it, with the word "REGISTERED" at the very bottom.

MSAD #51
CUMBERLAND/NORTH YARMOUTH
(GREELY) MIDDLE SCHOOL

C-31




ACCESS WALK 'D' FROM STA 63+60 TO STA 66+20 TO BE CONSTRUCTED WITH 8'-0" PAVED WALK AND 20'-0" OVERALL GRAVEL SUPPORT- SEE DRAWING C-26 FOR TYPICAL DETAIL.

WALK AND EMERGENCY ACCESS DRIVE 'C', 'D' & 'G' FROM STA 60+12.5 TO STA 63+60 TO BE CONSTRUCTED WITH PAVED WALK WITH GEOBLOCK ON EITHER SIDE- SEE DRAWING C-26 FOR TYPICAL DETAIL.

REV.	DATE	DESCRIPTION
5	5/20/02	SUBMISSION FOR FINAL REVIEW
4	4/15/02	FOR REVIEW SUBMISSION
3	4/10/02	REMOVED ACCESS WALK 'Y' FROM NORTHEAST CORNER OF MIDDLE SCHOOL
2	3/28/02	MEET/TOWN OF CUMBERLAND SUBMISSION
1	3/10/02	DESIGN DEVELOPMENT SUBMISSION

10 Danforth Street
Post Office Box
283 DTS
Portland, Maine
04103-1033
207.781.5911
Fax
207.781.2105
Email:
sba@sbaarchitects.com

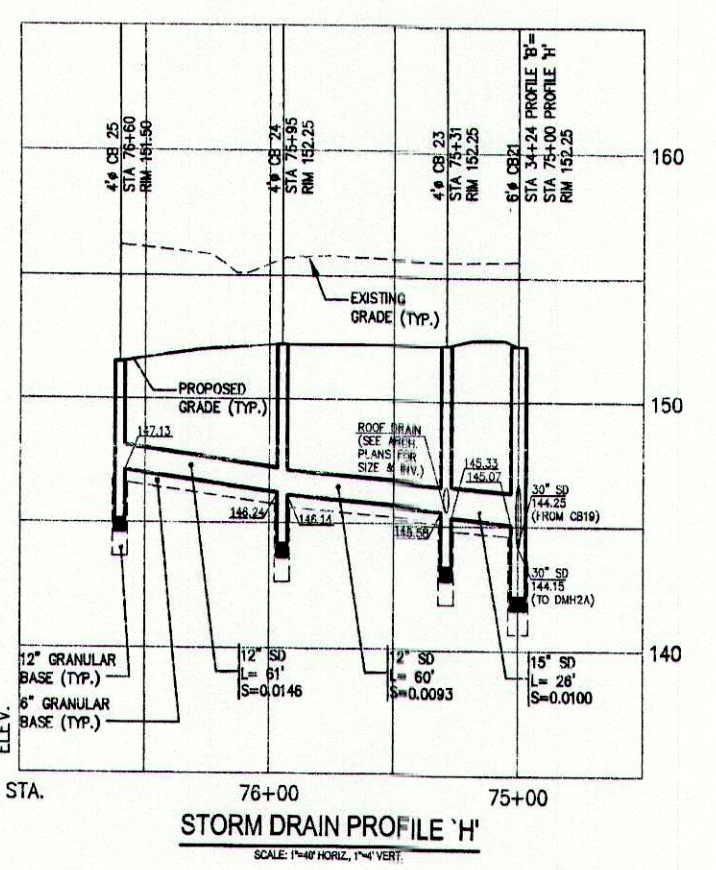
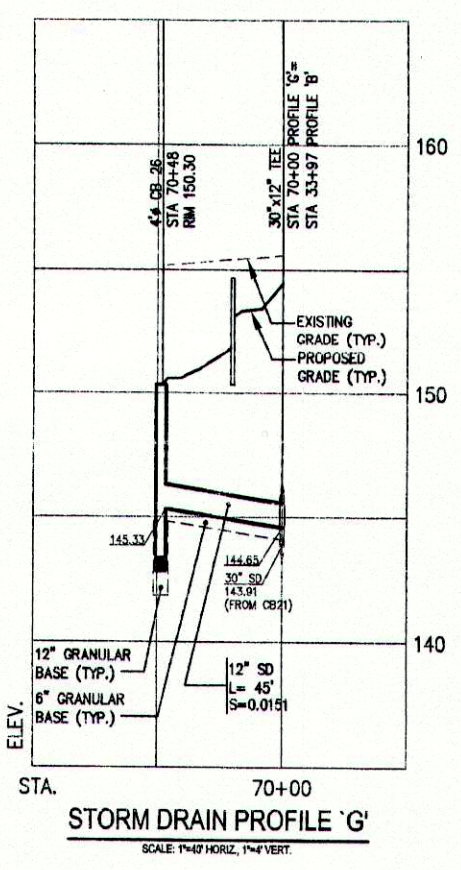
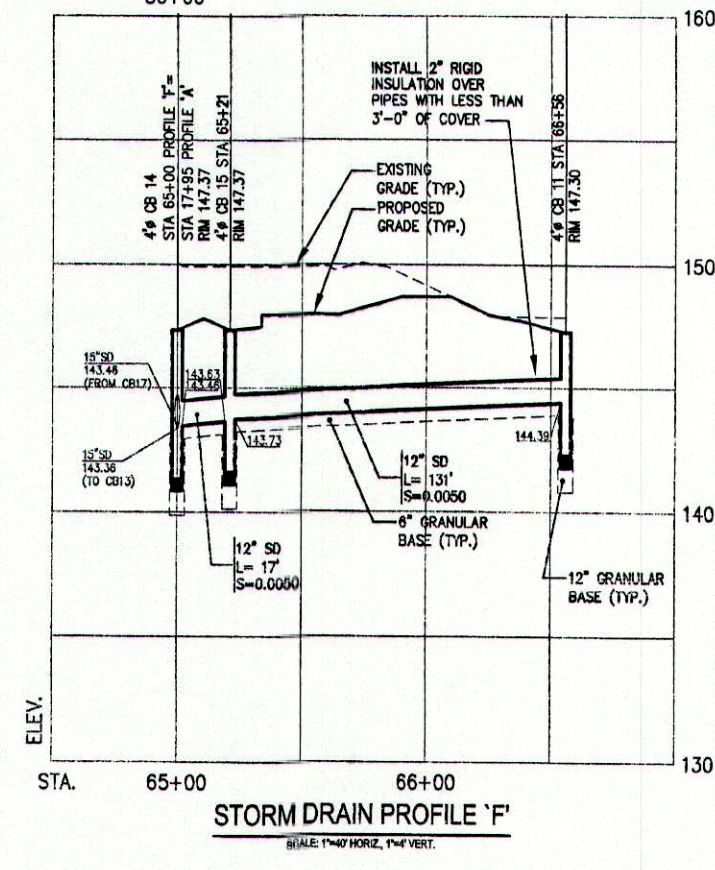
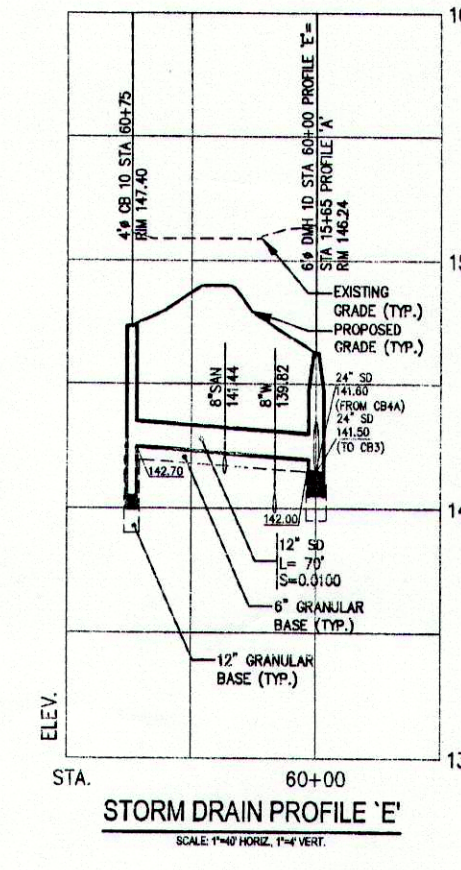
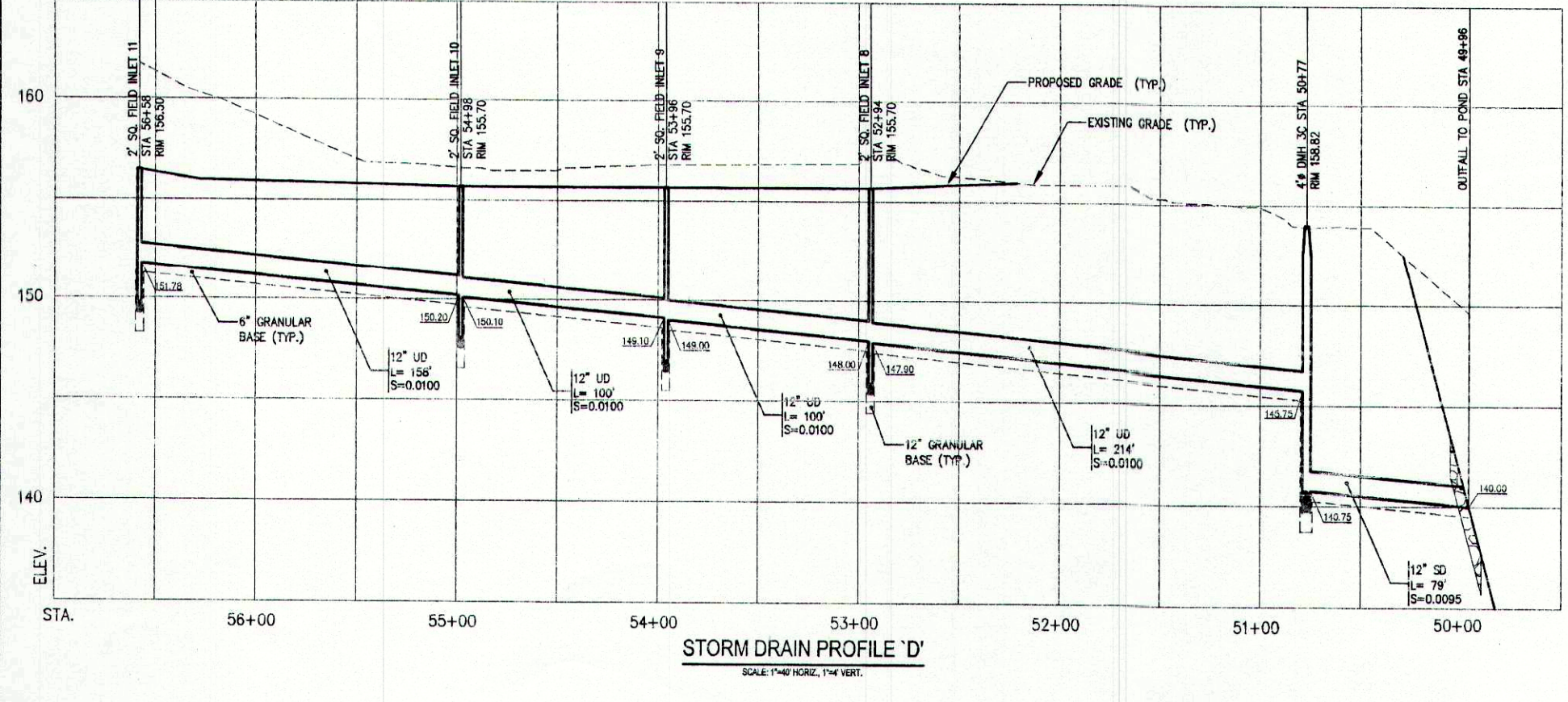
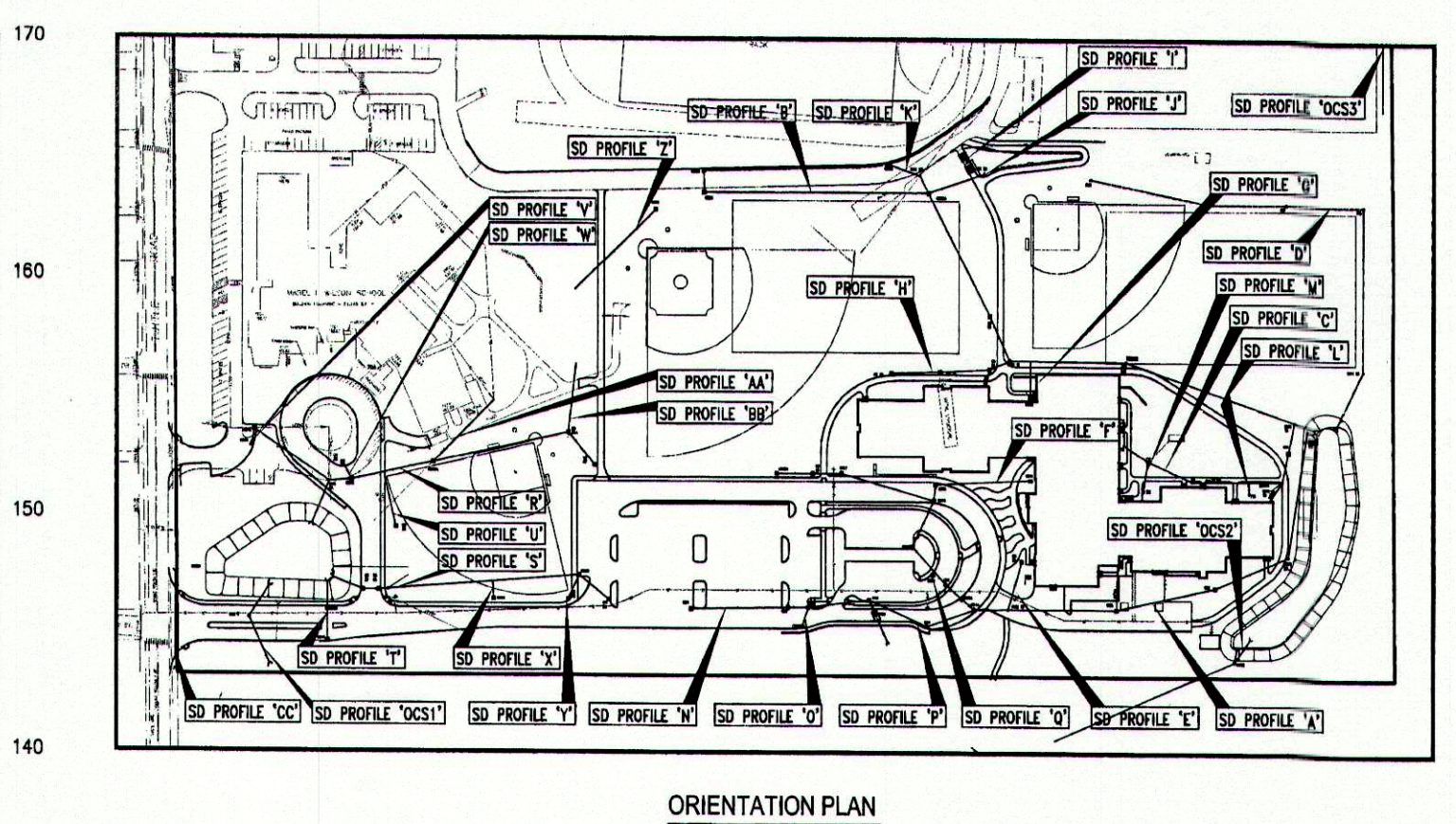
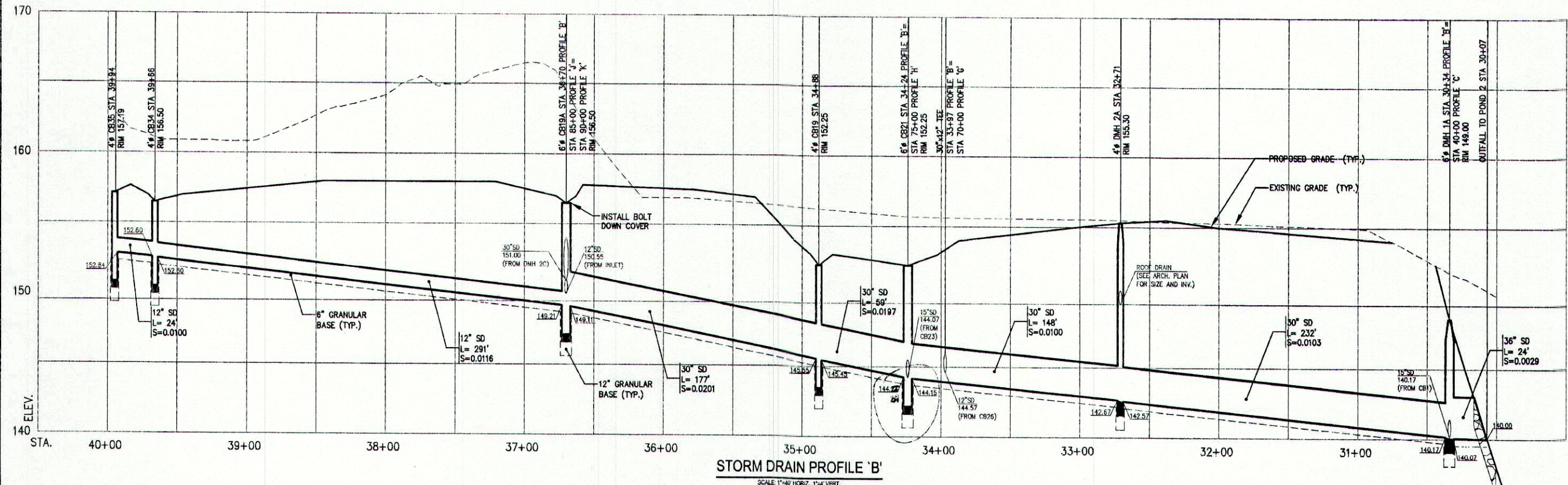
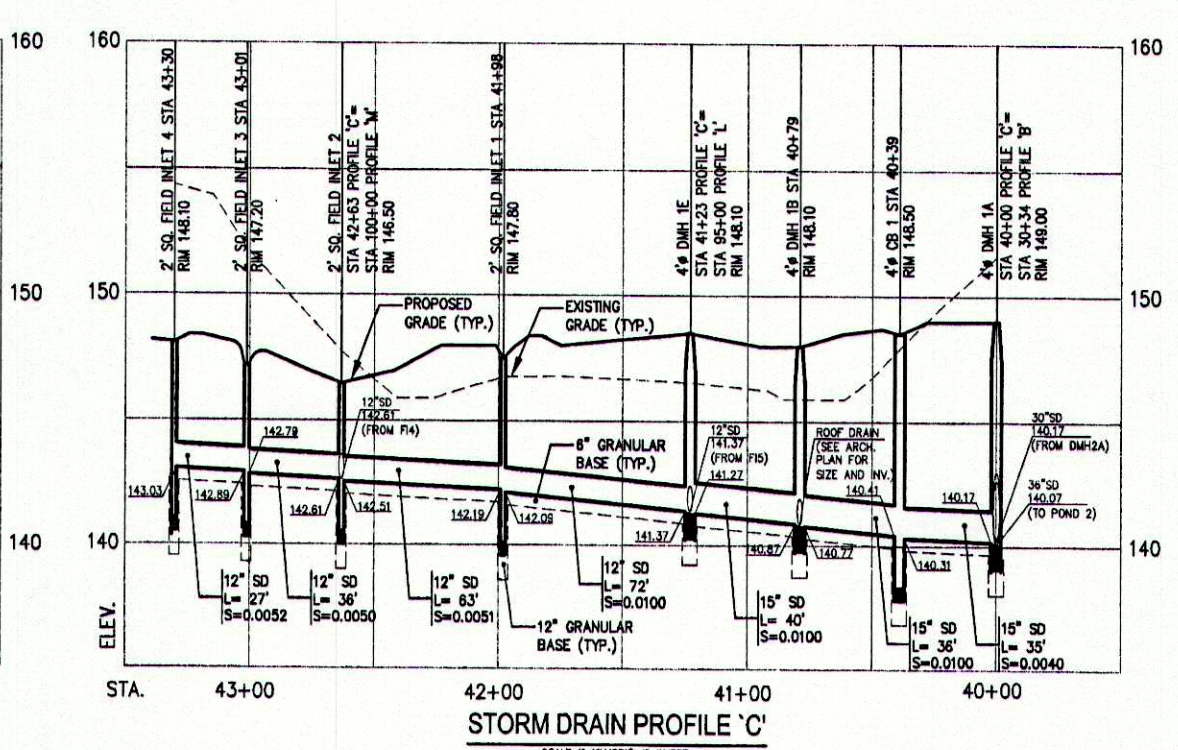
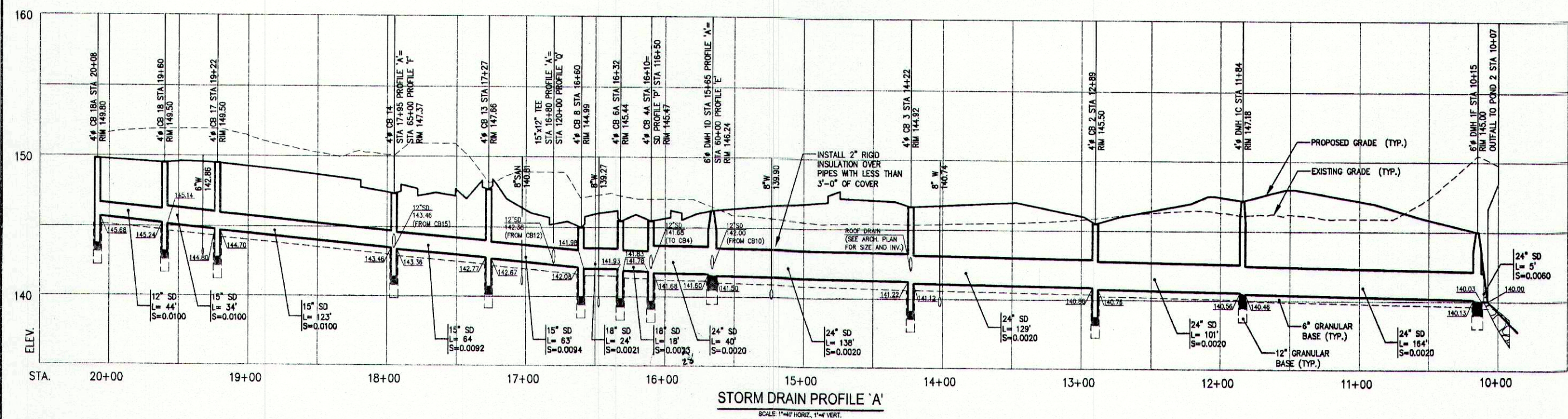


Consultants
Civil Engineer
DeLuca-Hoffman Associates
Mechanical Engineer
Bennett Engineering
Landscape Architect
Corrall Associates
Electrical Engineer
Bennett Engineering
Structural Engineer
Pinkham & Greer
Kitchen Design
TJM Consulting

MSAD #51
CUMBERLAND/NORTH YARMOUTH
(GRIELEY) MIDDLE SCHOOL

Job No.: 00.24/2085.04
Date: JANUARY 16, 2002
Scale: AS NOTED
Drawn by: KEW
Checked by: WGH

Drawing Title:
ACCESS DRIVE
D,E,G,H,I,J,K & L PROFILES



REV.	DATE	DESCRIPTION
4	5/7/02	SUBMISSION FOR FINAL REVIEW
3	4/13/02	REVISE SUBMISSION
2	3/26/02	TOWN APPLICATION
1	3/6/02	DESIGN DEVELOPMENT SUBMISSION

10 Danforth Street
Post Office Box
583 DTS
Portland, Maine
04102-2586
Tel: 207.781.5911
Fax: 207.781.2105
Email: abo@abarchitects.com

Consultants

Civil Engineer
DeLuca-Hoffman Associates

Mechanical Engineer
Bennett Engineering

Electrical Engineer
Bennett Engineering

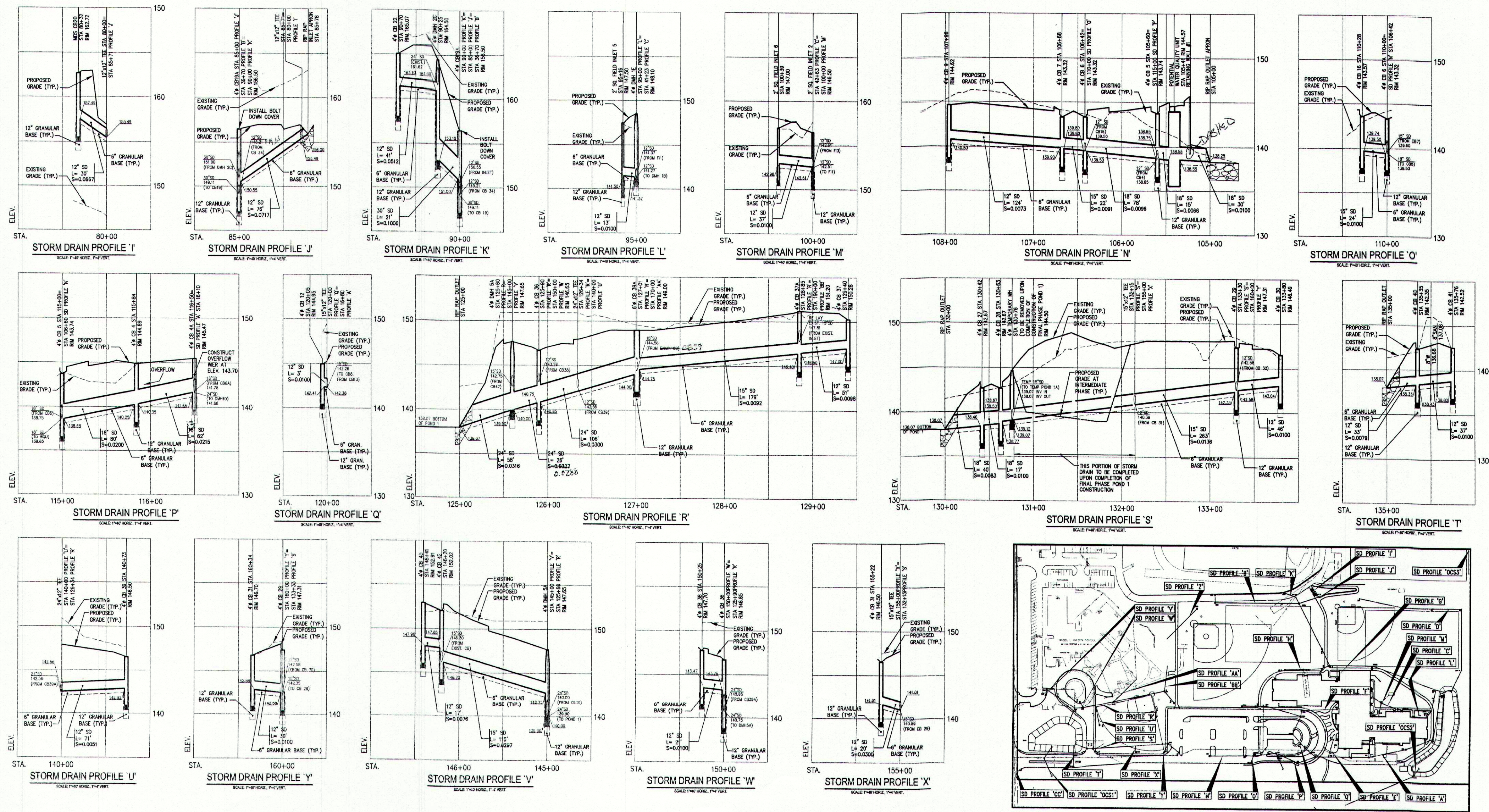
Structural Engineer
Pinkham & Greer

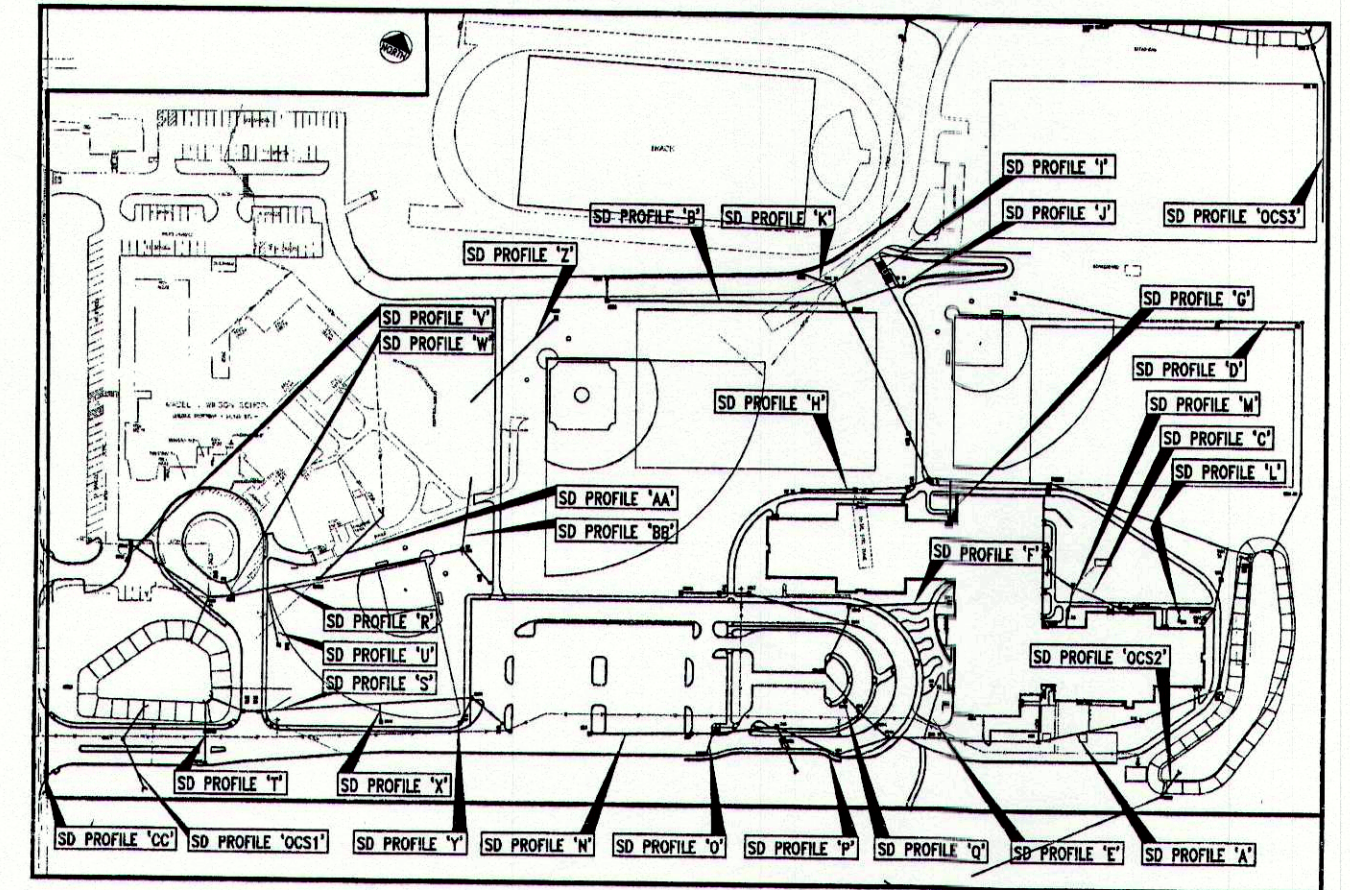
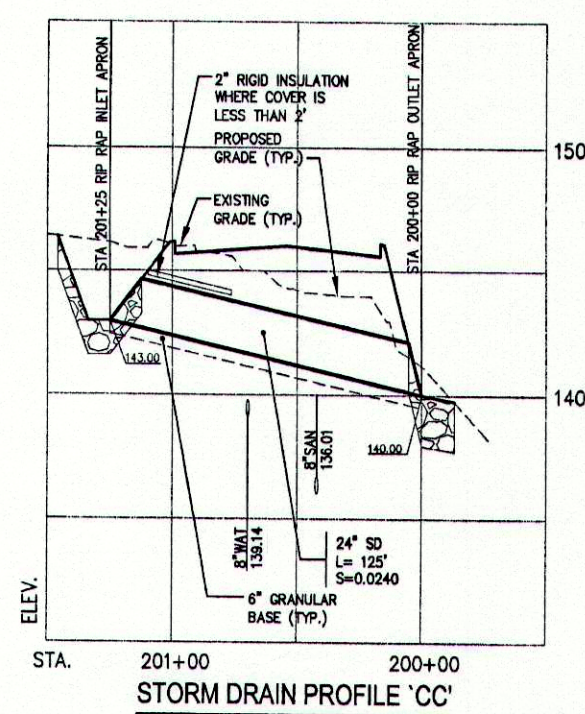
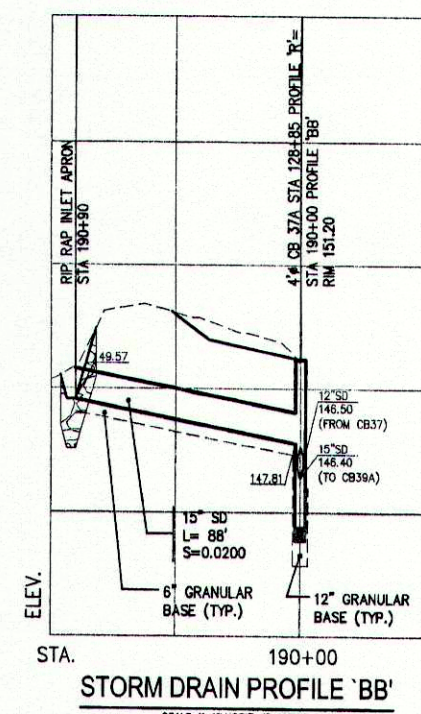
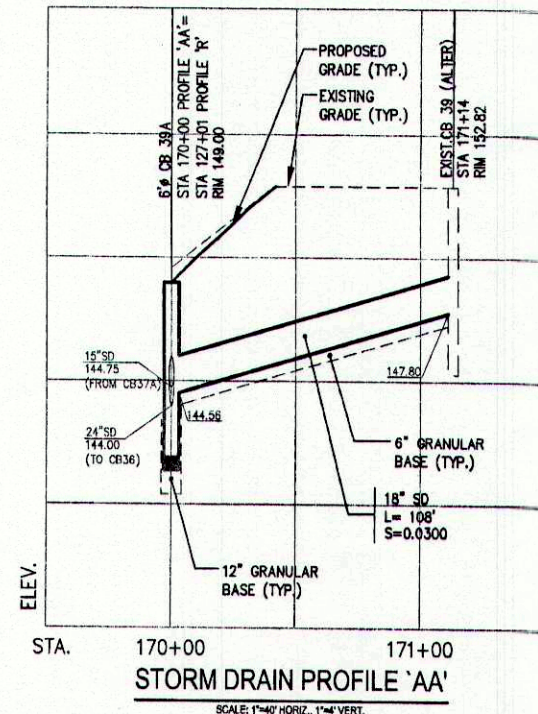
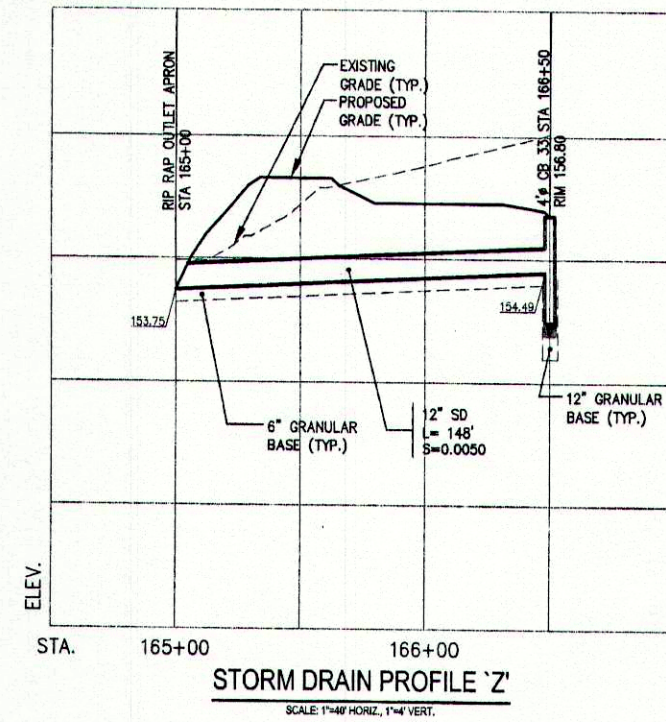
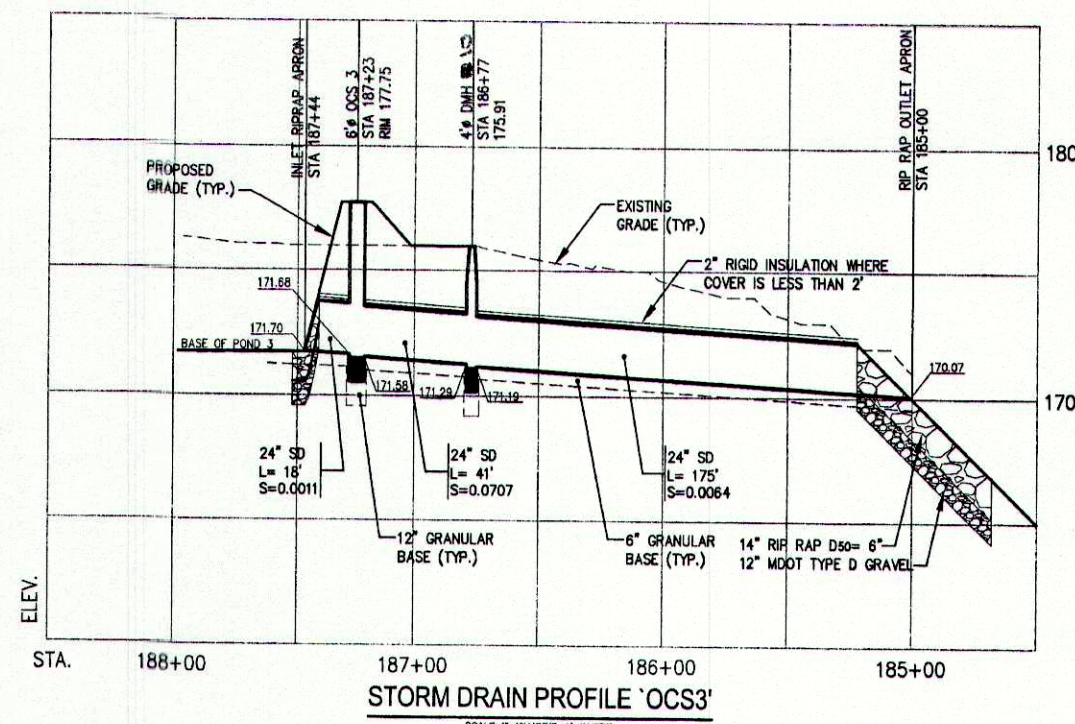
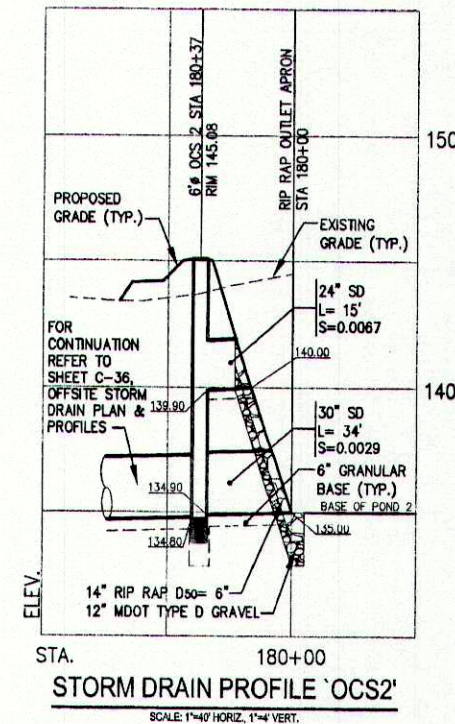
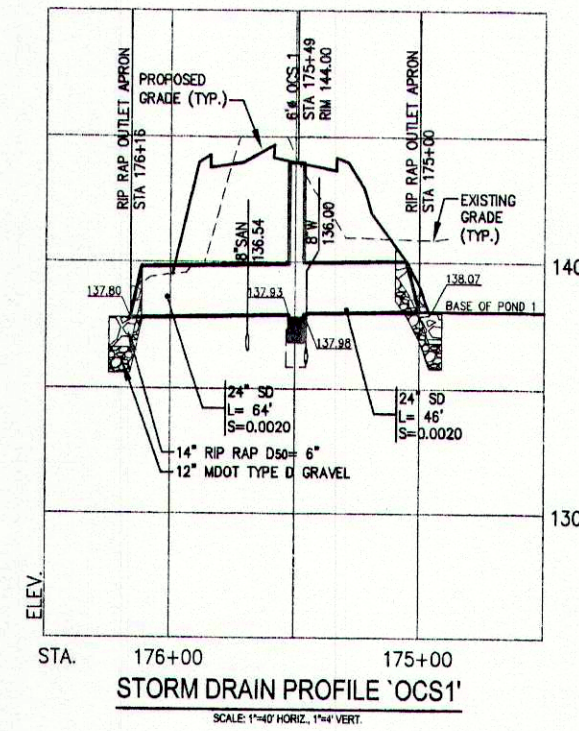
Kitchen Design
TJM Consulting

MSAD #51
CUMBERLAND/NORTH YARMOUTH
(GRIELEY) MIDDLE SCHOOL

Job No.: 00.24/2005.04
Date: JANUARY 16, 2002
Scale: AS NOTED
Drawn by: KEW
Checked by: WGH

Drawing Title:
**STORM DRAIN
PROFILES**






ORIENTATION PLAN
N.T.S.

REV.	DATE	DESCRIPTION
4	5/25/02	SUBMISSION FOR FINAL REVIEW
3	4/15/02	SDR REVIEW SUBMISSION
2	3/26/02	TOWN APPLICATION
1	3/27/02	DESIGN DEVELOPMENT SUBMISSION



10 Danforth Street
Post Office Box
583 D13
Portland, Maine
04112-0583
Tel: 207.781.5911
Fax: 207.781.2105
Email: abo@aparchitects.com



Consultants

Civil Engineer
DeLuca-Hoffman Associates

Mechanical Engineer
Bennett Engineering

Electrical Engineer
Bennett Engineering

Structural Engineer
Pinkham & Greer

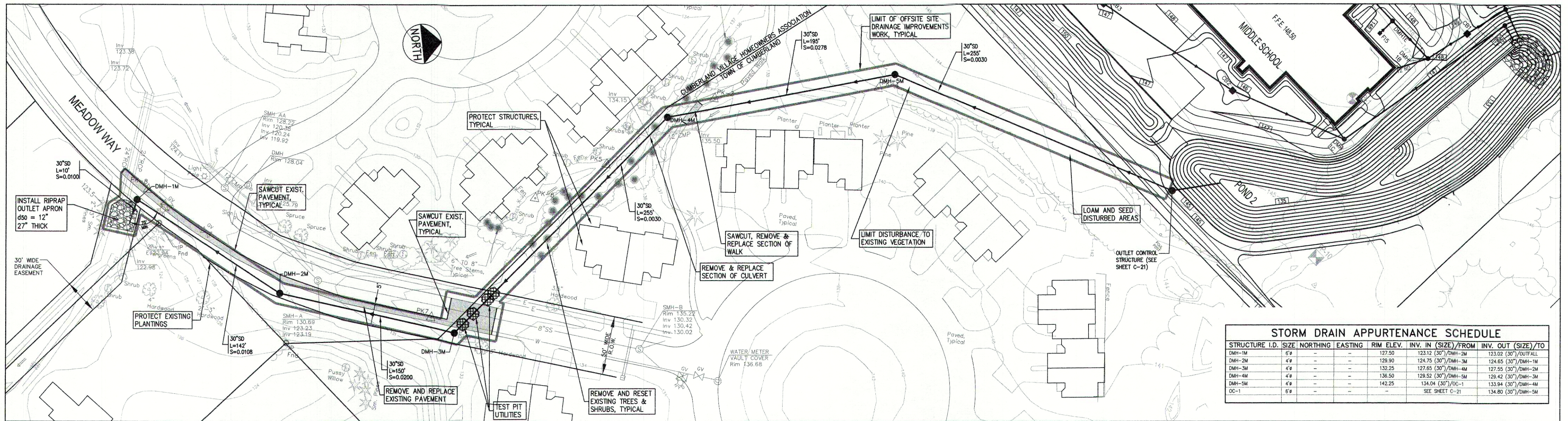
Kitchen Design
TJM Consulting

MSAD #51
CUMBERLAND/NORTH YARMOUTH
(GEELEY) MIDDLE SCHOOL

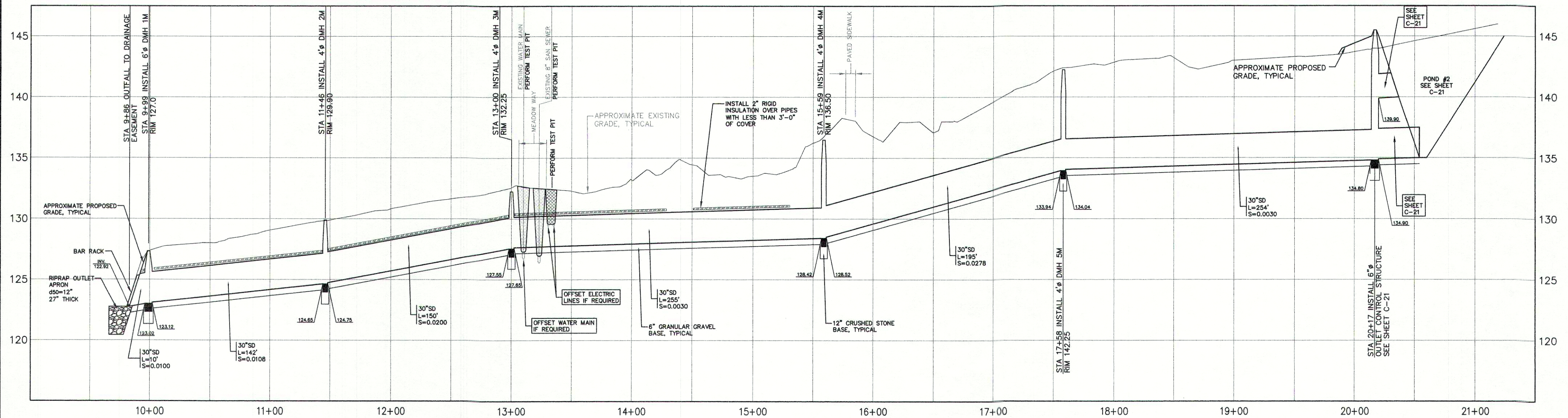
Job No.: 00.24/2085.04
Date: JANUARY 16, 2002
Scale: AS NOTED
Drawn by: KEW
Checked by: WGH

Drawing Title:
STORM DRAIN PROFILES

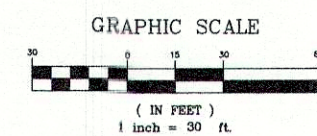
C-35



OFFSITE STORM DRAIN PLAN




OFFSITE STORM DRAIN PROFILE



REV	DATE	DESCRIPTION
3	05/20/02	SUBMISSION FOR FINAL REVIEW
2	04/15/02	80% REVIEW SUBMISSION
1	03/25/02	SUBMITTED TO TOWN

10 Danforth Street
Post Office Box
583 DTS
Portland, Maine
04112-0583
207.781.5911
207.781.2105
Email: sbo@borchitects.com

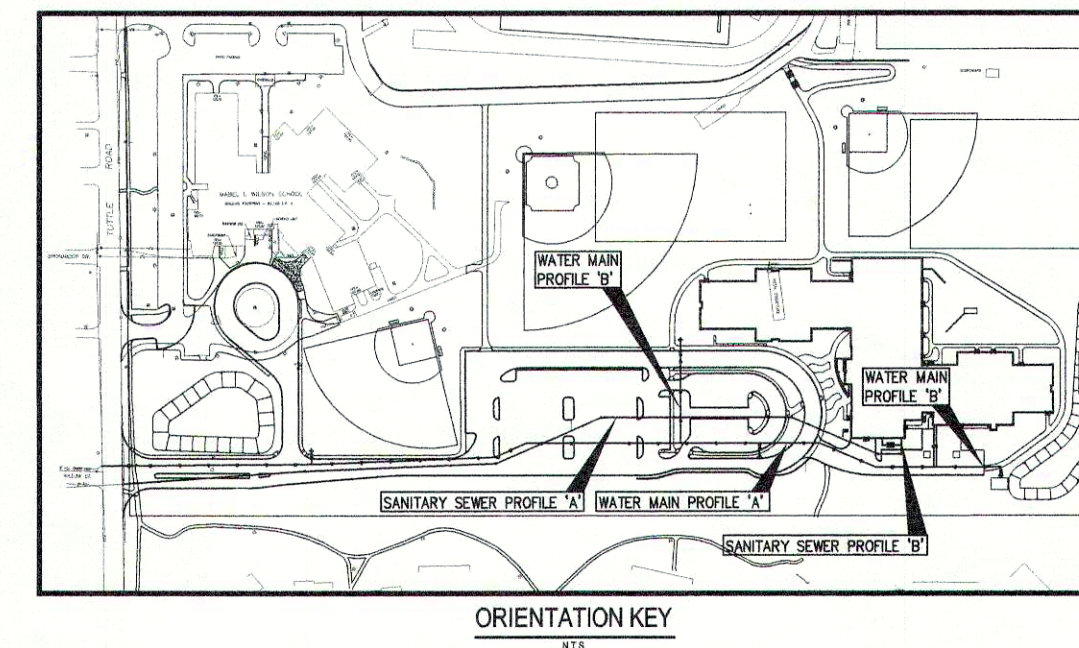
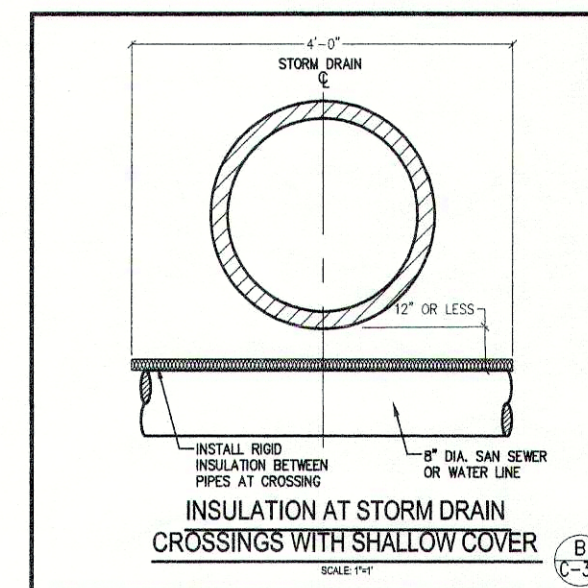
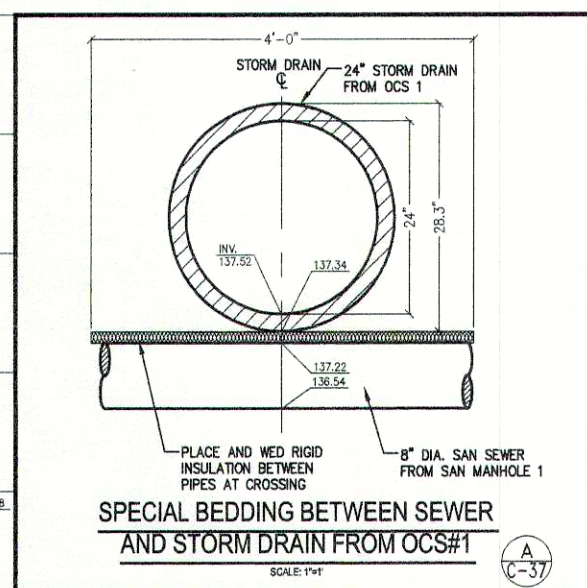
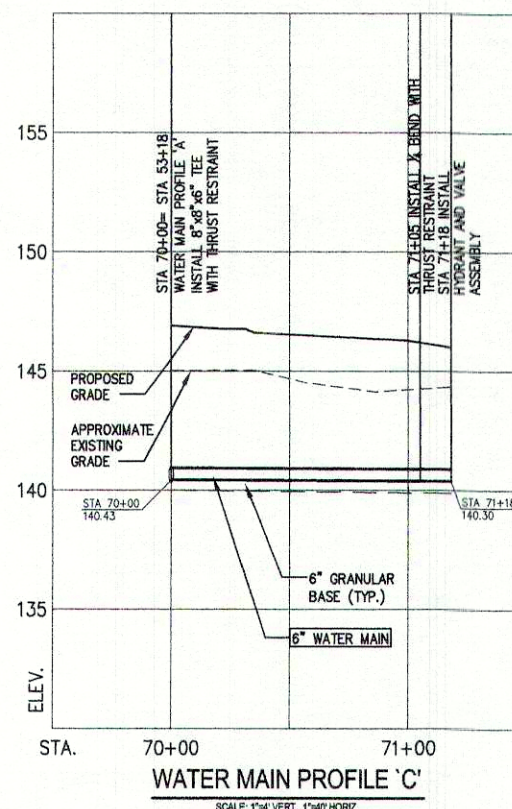
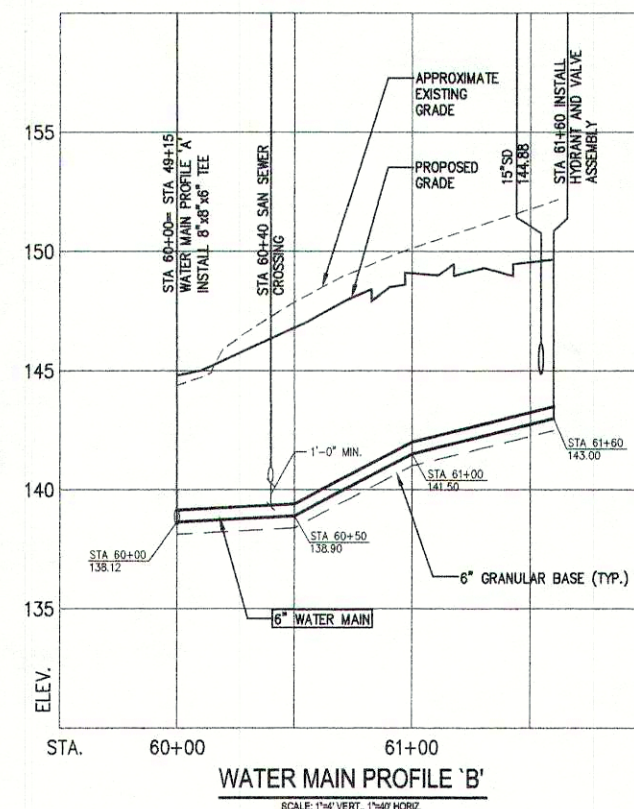
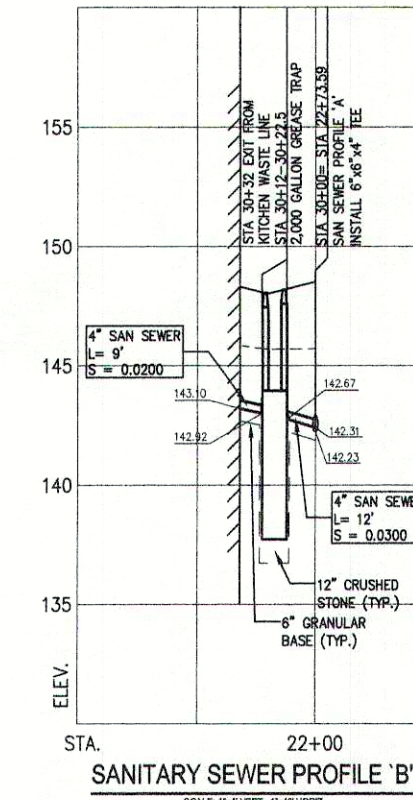


Consultants
Civil Engineer: DeLuco-Hoffman Associates
Landscape Architect: Carroll Associates
Structural Engineer: Pinkham & Greer
Mechanical Engineer: Bennett Engineering
Electrical Engineer: Bennett Engineering
Kitchen Design: TJM Consulting

MSAD #51
CUMBERLAND/NORTH YARMOUTH
MIDDLE SCHOOL

Job No.: 00-24/2085-04
Date: MARCH 2002
Scale: 1"=30', 1"=100'
Drawn by: KEW/LA/CDD
Checked by: WGH
File Name: 2085-Offsite-SD.dwg
Drawing Title: OFFSITE DRAINAGE PLAN AND PROFILE


C-36



5	5/20/02	SUBMISSION FOR FINAL REVIEW
4	5/20/02	REVISED OSC1 CONFLICTS, ADDED TELEPHONE/ELEC CASING, ADDED DETAILS
3	4/15/02	POW REVIEW SUBMISSION
2	3/28/02	MEET/TOWN OF CUMBERLAND SUBMISSION
1	3/27/02	DESIGN DEVELOPMENT SUBMISSION
REV	DATE	DESCRIPTION



10 Danforth Street
Post Office Box
583 DTS
Portland, Maine
04112-0583
Voice:
207.761.5911
Fax:
207.761.2105
Email:
sborchitects.com



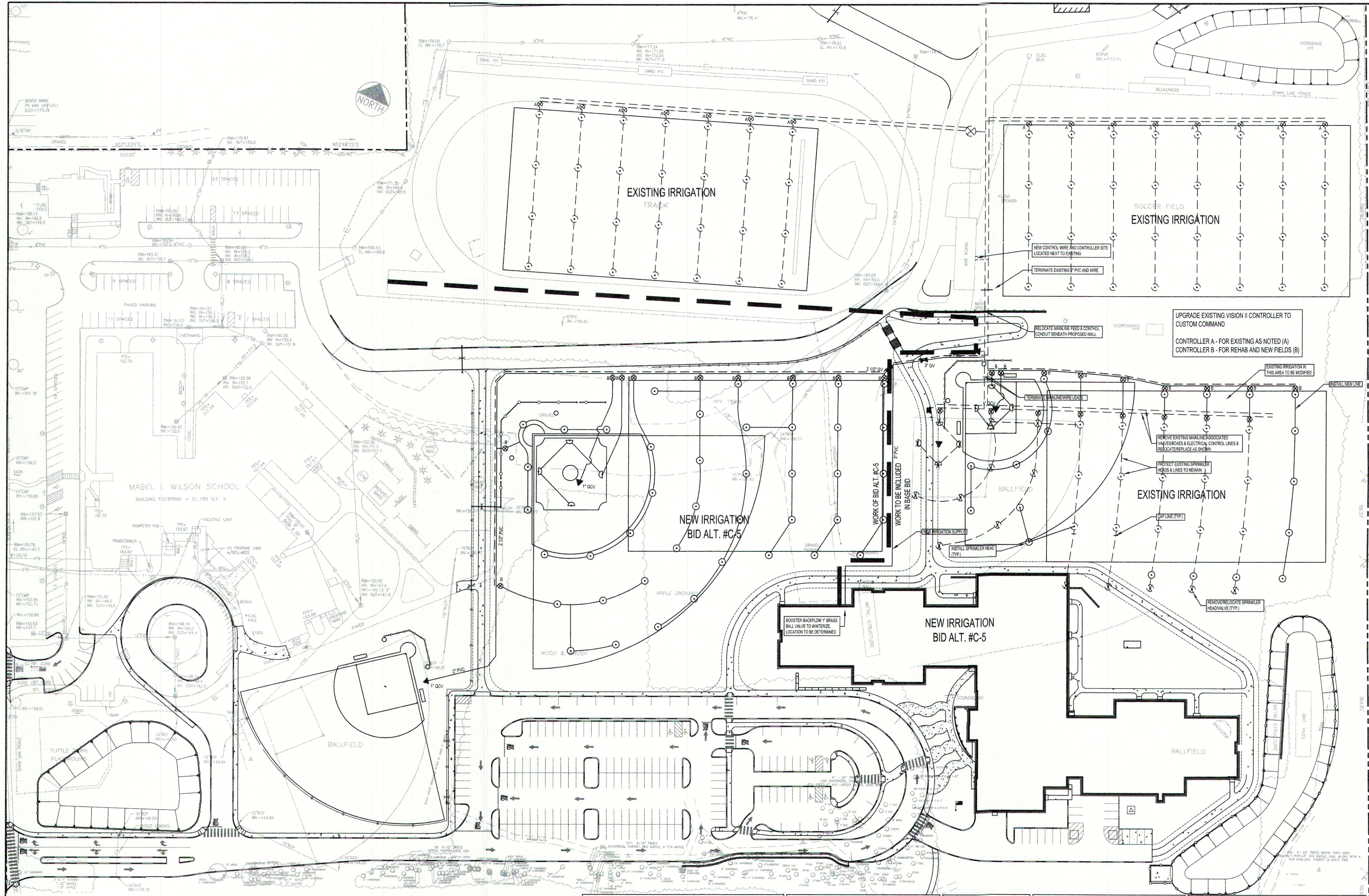
Consultants	
Civil Engineer DeLuca-Hoffman Associates	Mechanical Engineer Bennett Engineering
Landscape Architect Carroll Associates	Electrical Engineer Bennett Engineering
Structural Engineer Pinkham & Greer	Kitchen Design TJM Consulting

MSAD #51
CUMBERLAND/NORTH YARMOUTH
(GREELY) MIDDLE SCHOOL

Job No.: 00.24/2085.04
Date: JANUARY 16, 2002
Scale: AS NOTED
Drawn by: KEW
Checked by: WGH

Drawing Title:
UTILITY PROFILES

C-37



- LEGEND**
- 2001
 - ⊕ ZONE VALVE
 - ⊗ ISOLATION VALVE
 - BALANCE VALVE
 - ▲ QUICK COUPLER
 - ZONE LINE
 - MAINLINE AND WIRE
 - A EXISTING CONTROLLER
 - B PROPOSED/RELOCATED CONTROLLER
 - X SPRINKLER HEAD/VALVE TO BE REMOVED/RELOCATED


NOTES:

1.) FOR SAFETY PURPOSES THE EXISTING MAINLINE AND PARTS ASSOCIATED WITH SAME WILL NEED TO BE REMOVED AND RESET IN THE LOCATIONS AS SHOWN. THE HEADS, SWING JOINTS, VALVE BOXES, VALVES SHOULD BE SAVED AND RELOCATED.

2.) EXISTING IRRIGATION INFRASTRUCTURE LOCATIONS ON THIS PLAN ARE APPROXIMATE AND MUST BE VERIFIED IN THE FIELD BY THE IRRIGATION CONTRACTOR PRIOR TO PERFORMING ANY WORK. THE IRRIGATION CONTRACTOR SHALL COORDINATE SYSTEM INSTALLATION WITH GENERAL SITE CONTRACTOR. SOME COMPONENT LOCATIONS INDICATED MAY NEED TO BE ADJUSTED IN THE FIELD TO AVOID CONFLICTS WITH PROPOSED AND/OR EXISTING UNDERGROUND UTILITIES SUCH AS STORM DRAIN AND FIELD UNDER DRAIN SYSTEMS.

Revisions		
REV.	DATE	DESCRIPTION
4	5/20/02	SUBMISSION FOR FINAL REVIEW
3	4/15/02	30% REVIEW SUBMISSION
2	3/25/02	DESIGN / TOWN OF CUMBERLAND SUBMISSION
1	3/07/02	DESIGN DEVELOPMENT SUBMISSION

10 Danforth Street
Post Office Box
Portland, Maine
04112-0283
Tel: 207.761.2911
Fax: 207.761.2105
Email: soe@soe-architects.com



Consultants

Civil Engineer
Deluca-Hoffman Associates

Mechanical Engineer
Bennett Engineering

Electrical Engineer
Bennett Engineering

Structural Engineer
Pinkham & Greer

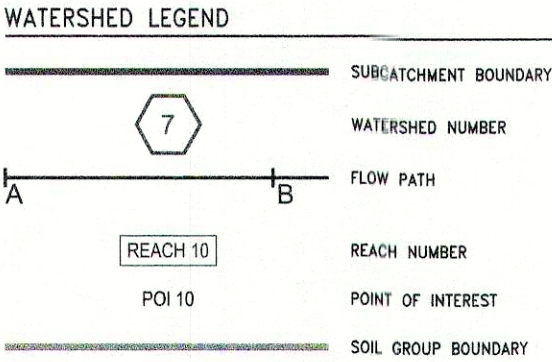
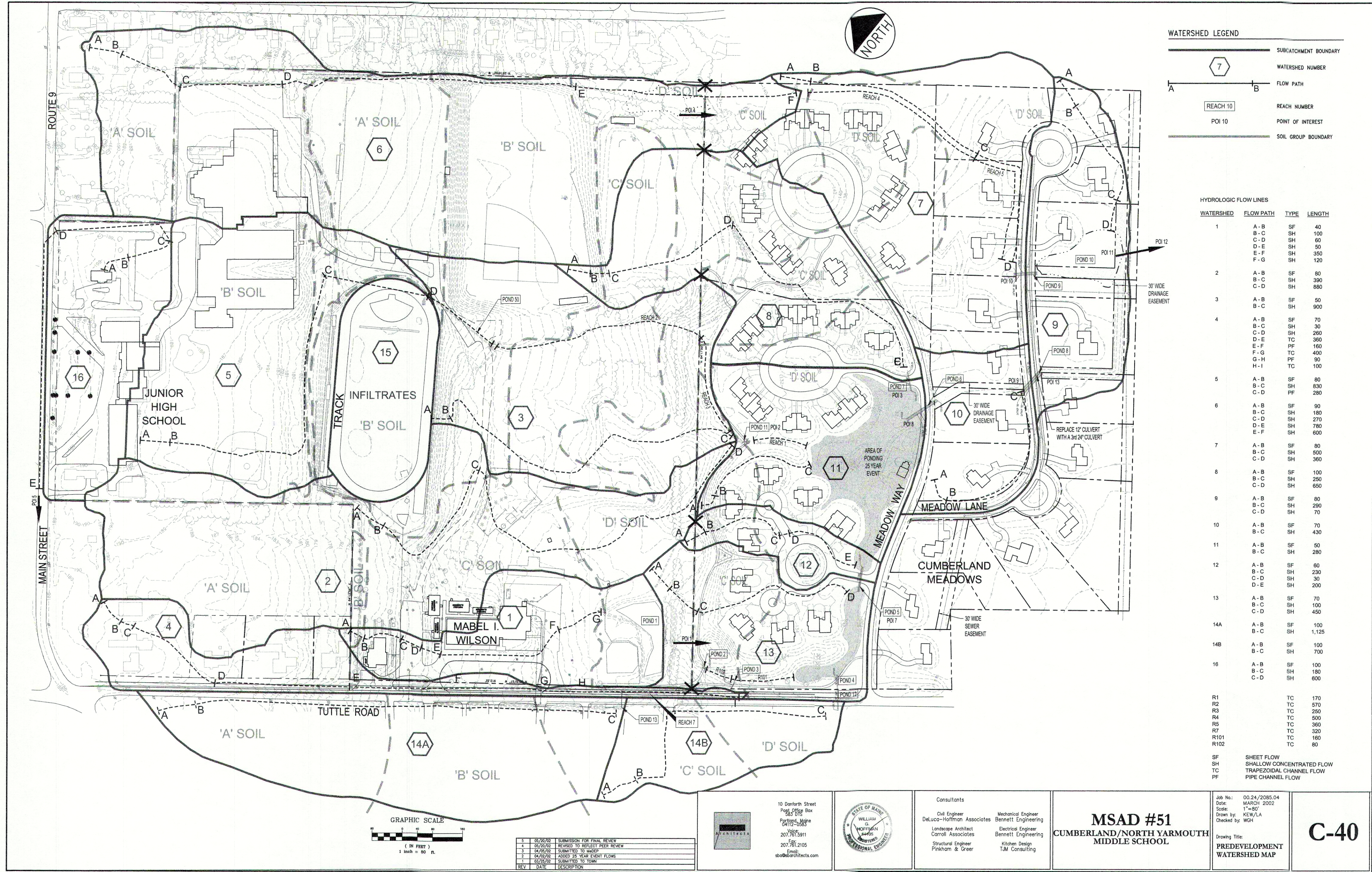
Kitchen Design
TJM Consulting

MSAD #51
CUMBERLAND/NORTH YARMOUTH
MIDDLE SCHOOL

Job No: 20BS.04
Date: JANUARY 16, 2002
Scale: N.T.S.
Drawn by: RGP
Checked by: WGH

Drawing Title:
IRRIGATION PLAN


C-38



HYDROLOGIC FLOW LINES			
WATERSHED	FLOW PATH	TYPE	LENGTH
1	A-B	SF	40
	B-C	SH	100
	C-D	SH	60
	D-E	SH	50
	E-F	SH	350
	F-G	SH	120
2	A-B	SF	80
	B-C	SH	390
	C-D	SH	880
3	A-B	SF	50
	B-C	SH	900
4	A-B	SF	70
	B-C	SH	30
	C-D	SH	260
	D-E	TC	360
	E-F	PF	160
	F-G	TC	400
	G-H	SH	90
	H-I	TC	100
5	A-B	SF	80
	B-C	SH	830
	C-D	PF	280
6	A-B	SF	90
	B-C	SH	180
	C-D	SH	270
	D-E	SH	780
7	A-B	SF	80
	B-C	SH	500
	C-D	SH	360
8	A-B	SF	100
	B-C	SH	250
	C-D	SH	650
9	A-B	SF	80
	B-C	SH	290
	C-D	SH	70
10	A-B	SF	70
	B-C	SH	430
11	A-B	SF	50
	B-C	SH	280
12	A-B	SF	60
	B-C	SH	230
	C-D	SH	30
	D-E	SH	200
13	A-B	SF	70
	B-C	SH	100
	C-D	SH	450
14A	A-B	SF	100
	B-C	SH	1,125
14B	A-B	SF	100
	B-C	SH	700
16	A-B	SF	100
	B-C	SH	180
	C-D	SH	600
R1		TC	170
R2		TC	570
R3		TC	250
R4		TC	500
R5		TC	360
R7		TC	320
R101		TC	160
R102		TC	80
SF	SHEET FLOW		
SH	SHALLOW CONCENTRATED FLOW		
TC	TRAPEZOIDAL CHANNEL FLOW		
PF	PIPE CHANNEL FLOW		

REV	DATE	DESCRIPTION
5	05/20/02	SUBMISSION FOR FINAL REVIEW
4	05/20/02	REVISED TO REFLECT PEER REVIEW
3	04/05/02	SUBMITTED TO MADEP
2	04/02/02	ADDED 25 YEAR EVENT FLOWS
1	03/25/02	SUBMITTED TO TOWN

10 Danforth Street
Post Office Box
Portland, Maine
04112-2583
Voice:
207.761.5911
Fax:
207.761.2105
Email:
sbo@sbarchitects.com

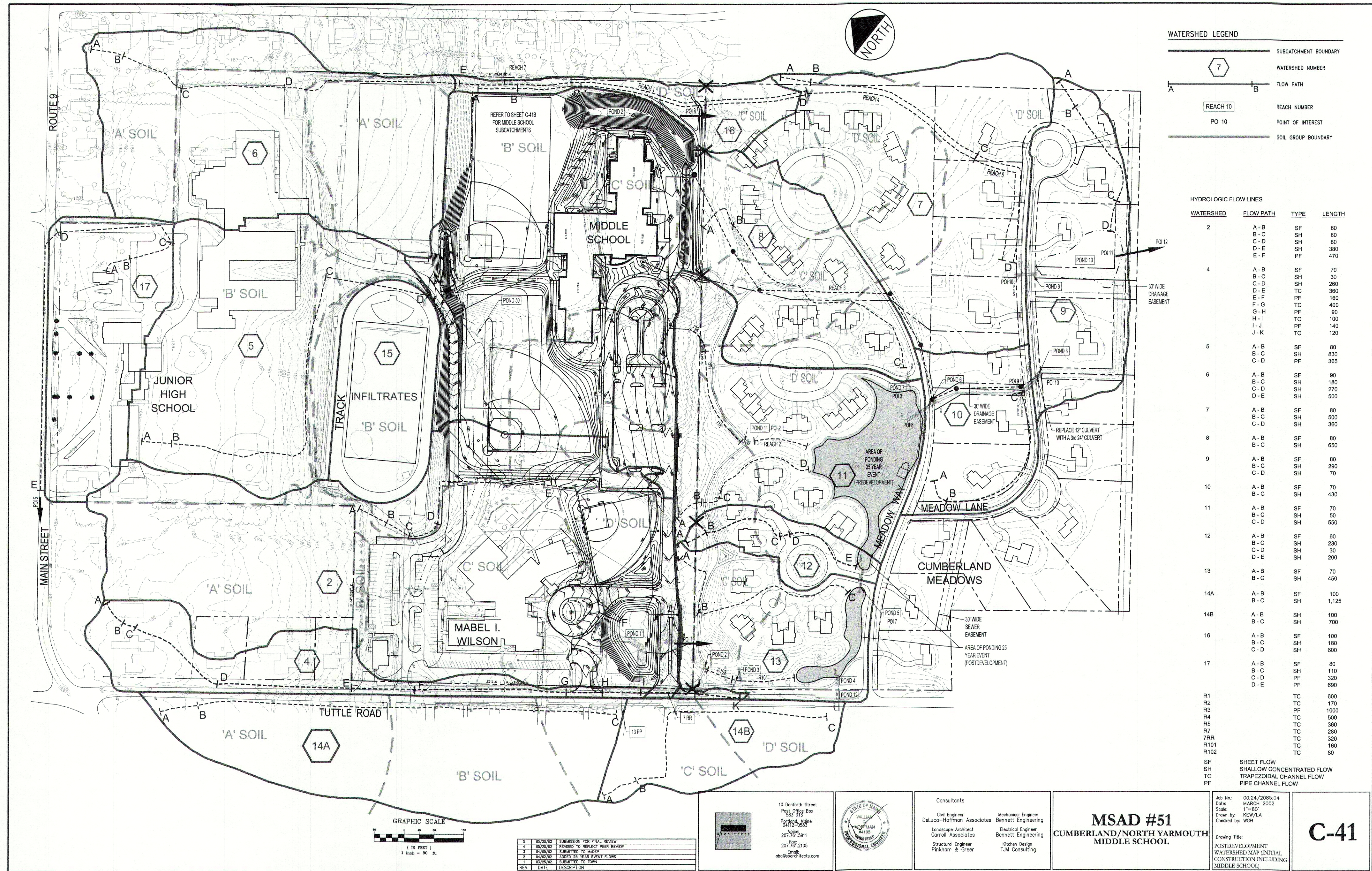


Consultants
Civil Engineer
DeLuca-Hoffman Associates
Landscape Architect
Carroll Associates
Structural Engineer
Pinkham & Greer
Mechanical Engineer
Bennett Engineering
Electrical Engineer
Bennett Engineering
Kitchen Design
TJM Consulting

MSAD #51
CUMBERLAND/NORTH YARMOUTH
MIDDLE SCHOOL

Job No.: 00.24/2085.04
Date: MARCH 2002
Scale: 1"=80'
Drawn by: KEW/LA
Checked by: WGH
Drawing Title:
PREDEVELOPMENT
WATERSHED MAP

C-40




WATERSHED LEGEND

- SUBCATCHMENT BOUNDARY
- WATERSHED NUMBER
- FLOW PATH
- REACH NUMBER
- POINT OF INTEREST
- SOIL GROUP BOUNDARY

HYDROLOGIC FLOW LINES			
WATERSHED	FLOW PATH	TYPE	LENGTH
2	A - B	SF	80
	B - C	SH	80
	C - D	SH	80
	D - E	SH	380
	E - F	PF	470
4	A - B	SF	70
	B - C	SH	30
	C - D	SH	260
	D - E	TC	360
	E - F	PF	180
	F - G	TC	400
	G - H	PF	90
	H - I	TC	100
	I - J	PF	140
	J - K	TC	120
5	A - B	SF	80
	B - C	SH	830
	C - D	PF	365
6	A - B	SF	90
	B - C	SH	180
	C - D	SH	270
	D - E	SH	500
7	A - B	SF	80
	B - C	SH	500
	C - D	SH	360
8	A - B	SF	80
	B - C	SH	650
9	A - B	SF	80
	B - C	SH	290
	C - D	SH	70
10	A - B	SF	70
	B - C	SH	430
11	A - B	SF	70
	B - C	SH	50
	C - D	SH	550
12	A - B	SF	60
	B - C	SH	230
	C - D	SH	30
	D - E	SH	200
13	A - B	SF	70
	B - C	SH	450
14A	A - B	SF	100
	B - C	SH	1,125
14B	A - B	SH	100
	B - C	SH	700
16	A - B	SF	100
	B - C	SH	180
	C - D	SH	600
17	A - B	SF	80
	B - C	SH	110
	C - D	PF	320
	D - E	PF	690
R1		TC	600
R2		TC	170
R3		PF	1000
R4		TC	500
R5		TC	360
R7		TC	280
7RR		TC	320
R101		TC	160
R102		TC	80
SF	SHEET FLOW		
SH	SHALLOW CONCENTRATED FLOW		
TC	TRAPEZOIDAL CHANNEL FLOW		
PF	PIPE CHANNEL FLOW		

REV	DATE	DESCRIPTION
5	05/25/02	SUBMISSION FOR FINAL REVIEW
4	05/20/02	REVISED TO REFLECT PEER REVIEW
3	04/25/02	SUBMITTED TO MDCSP
2	04/25/02	ADDED 25-YEAR EVENT FLOWS
1	03/25/02	SUBMITTED TO TOWN

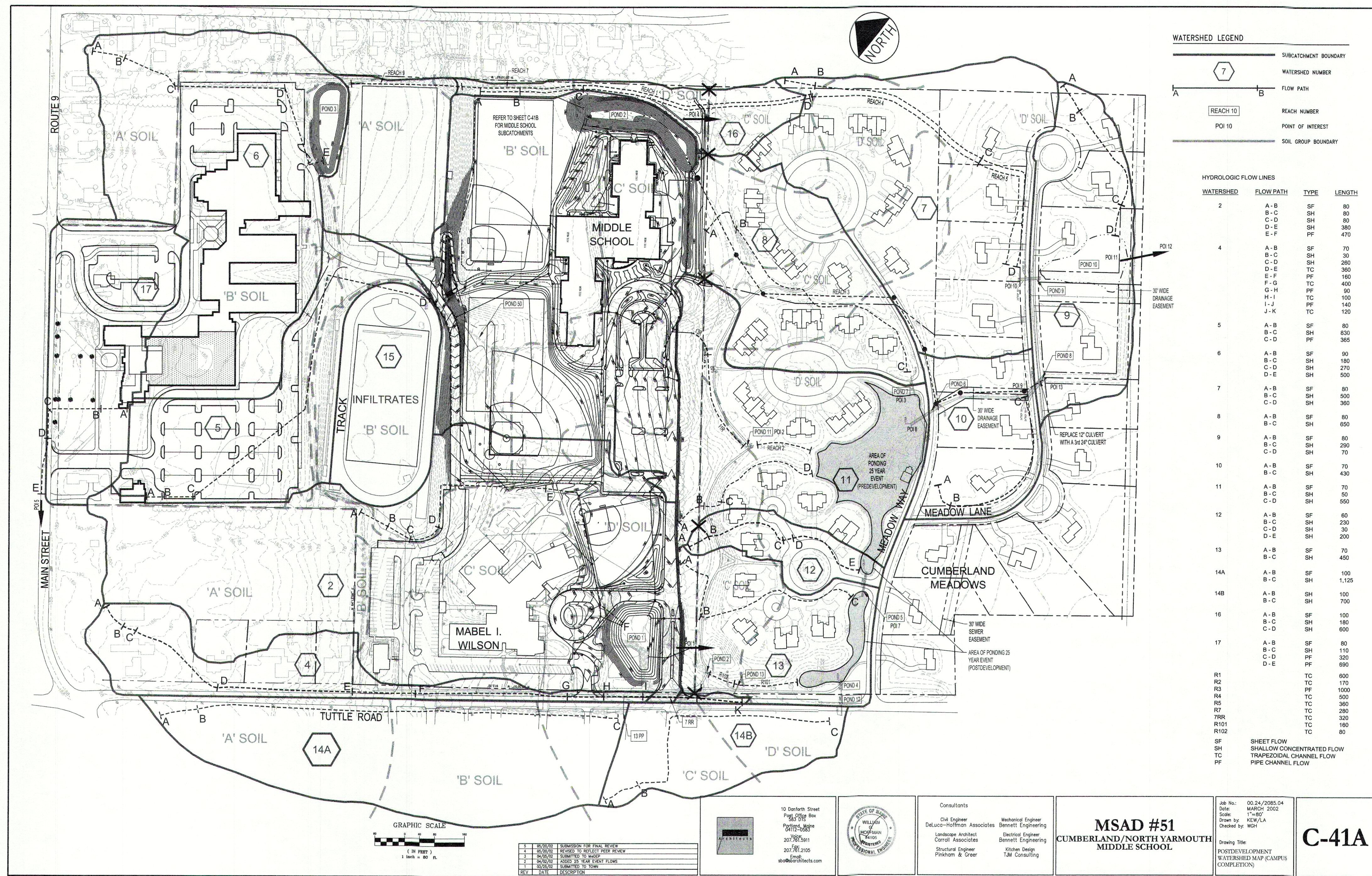
10 Danforth Street
Portland, Maine
04112-2663
Voice: 207.761.5911
Fax: 207.761.2105
Email: sbd@borealis.com



Consultants
Civil Engineer: DeLuca-Hoffman Associates
Landscape Architect: Carroll Associates
Structural Engineer: Pinkham & Greer
Mechanical Engineer: Bennett Engineering
Electrical Engineer: Bennett Engineering
Kitchen Design: TJM Consulting

MSAD #51
CUMBERLAND/NORTH YARMOUTH
MIDDLE SCHOOL

Job No.: 00.24/2085.04
Date: MARCH 2002
Scale: 1"=80'
Drawn by: KEW/LA
Checked by: WGH
Drawing Title: POSTDEVELOPMENT WATERSHED MAP (INITIAL CONSTRUCTION INCLUDING MIDDLE SCHOOL)



WATERSHED LEGEND

--- SUBCATCHMENT BOUNDARY

7 WATERSHED NUMBER

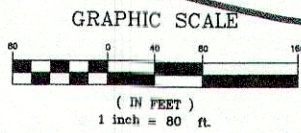
A --- B FLOW PATH

REACH 10 REACH NUMBER

POI 10 POINT OF INTEREST


--- SOIL GROUP BOUNDARY

HYDROLOGIC FLOW LINES			
WATERSHED	FLOW PATH	TYPE	LENGTH
2	A - B	SF	80
	B - C	SH	80
	C - D	SH	80
	D - E	SH	380
	E - F	PF	470
4	A - B	SF	70
	B - C	SH	30
	C - D	SH	260
	D - E	TC	360
	E - F	PF	160
	F - G	TC	400
	G - H	PF	90
	H - I	TC	100
	I - J	PF	140
	J - K	TC	120
5	A - B	SF	80
	B - C	SH	830
	C - D	SH	365
6	A - B	SF	90
	B - C	SH	180
	C - D	SH	270
	D - E	SH	500
7	A - B	SF	80
	B - C	SH	500
	C - D	SH	360
8	A - B	SF	80
	B - C	SH	650
9	A - B	SF	80
	B - C	SH	290
	C - D	SH	70
10	A - B	SF	70
	B - C	SH	430
11	A - B	SF	70
	B - C	SH	50
	C - D	SH	550
12	A - B	SF	60
	B - C	SH	230
	C - D	SH	30
13	A - B	SF	70
	B - C	SH	450
14A	A - B	SF	100
	B - C	SH	1,125
14B	A - B	SH	100
	B - C	SH	700
16	A - B	SF	100
	B - C	SH	180
	C - D	SH	600
17	A - B	SF	80
	B - C	SH	110
	C - D	PF	320
	D - E	PF	690
R1		TC	800
R2		TC	170
R3		PF	1000
R4		TC	500
R5		TC	360
R7		TC	280
7RR		TC	320
R101		TC	180
R102		TC	80
SF	SHEET FLOW		
SH	SHALLOW CONCENTRATED FLOW		
TC	TRAPEZOIDAL CHANNEL FLOW		
PF	PIPE CHANNEL FLOW		



REV	DATE	DESCRIPTION
1	05/20/02	SUBMISSION FOR FINAL REVIEW
2	06/20/02	REVISED TO REFLECT PEER REVIEW
3	04/05/02	SUBMITTED TO MAJOR
4	04/02/02	ADDED 25 YEAR EVENT FLOWS
5	03/25/02	SUBMITTED TO TOWN

10 Donfarth Street
Post Office Box
Portland, Maine
04112-2583
Voice:
207.761.5911
Fax:
207.761.2105
Email:
sbo@sbocor.com



Consultants

Civil Engineer
DeLuca-Hoffman Associates

Mechanical Engineer
Bennett Engineering

Electrical Engineer
Bennett Engineering

Structural Engineer
Pinkham & Greer

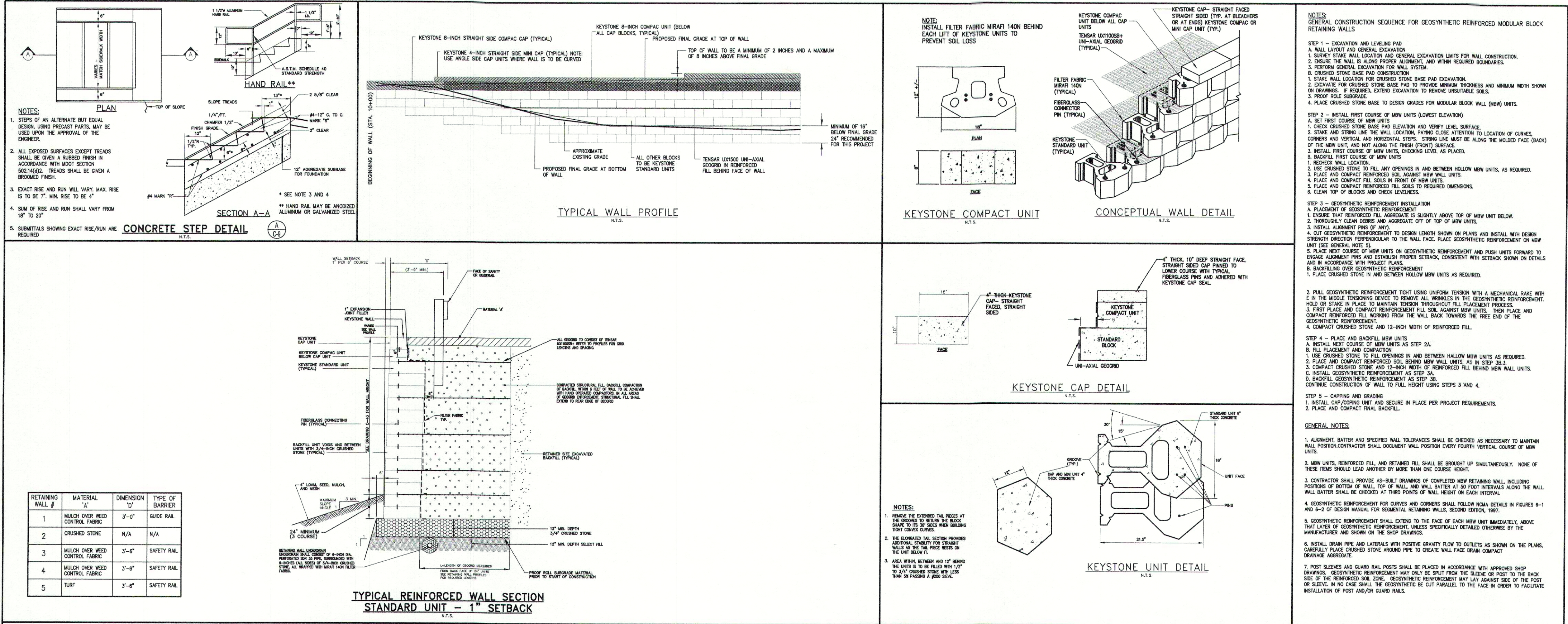
Kitchen Design
TJM Consulting

MSAD #51
CUMBERLAND/NORTH YARMOUTH
MIDDLE SCHOOL

Job No.: 00.24/2085.04
Date: MARCH 2002
Scale: 1"=80'
Drawn by: KEW/LA
Checked by: WGH

Drawing Title:
POSTDEVELOPMENT
WATERSHED MAP (CAMPUS
COMPLETION)

C-41A




PRELIMINARY NOT FOR CONSTRUCTION

REV	DATE	DESCRIPTION
4	5/20/02	SUBMISSION FOR FINAL REVIEW
3	4/15/02	FOR REVIEW SUBMISSION
2	3/26/02	REVISIONS OF CUMBERLAND SUBMISSION
1	3/27/02	DESIGN DEVELOPMENT SUBMISSION



10 Donforth Street
Post Office Box
283 DTS
Portland, Maine
04112-0583
Phone:
207.781.3911
207.781.2105
Email:
sbo@sboarchitects.com



Consultants

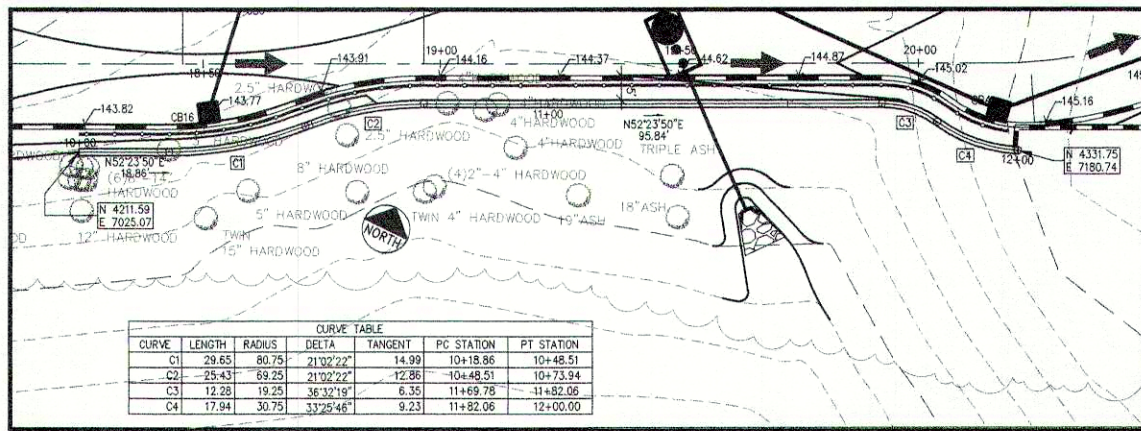
Civil Engineer	Mechanical Engineer
DeLuca-Hoffman Associates	Bennett Engineering
Landscape Architect	Electrical Engineer
Carroll Associates	Bennett Engineering
Structural Engineer	Kitchen Design
Pinkham & Greer	TJM Consulting

MSAD #51
CUMBERLAND/NORTH YARMOUTH
(GREELY) MIDDLE SCHOOL

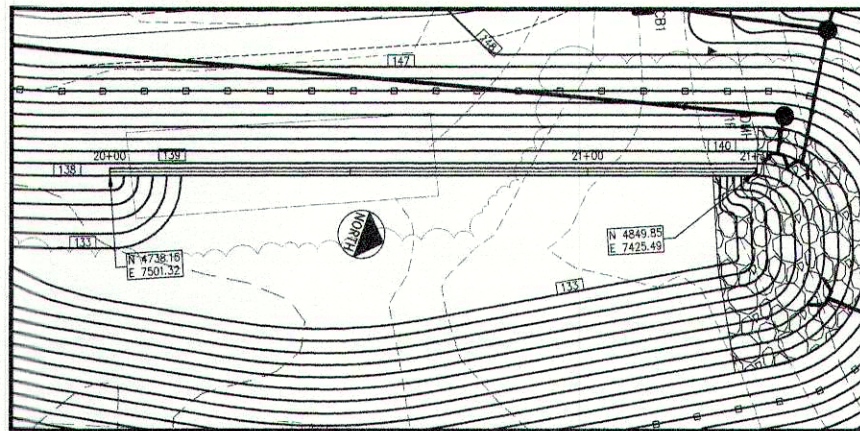
Job No.: 00.24/2085.04
Date: JANUARY 16, 2002
Scale: AS NOTED
Drawn by: KEW
Checked by: WGH

Drawing Title:
RETAINING WALL PLANS,
PROFILES & DETAILS

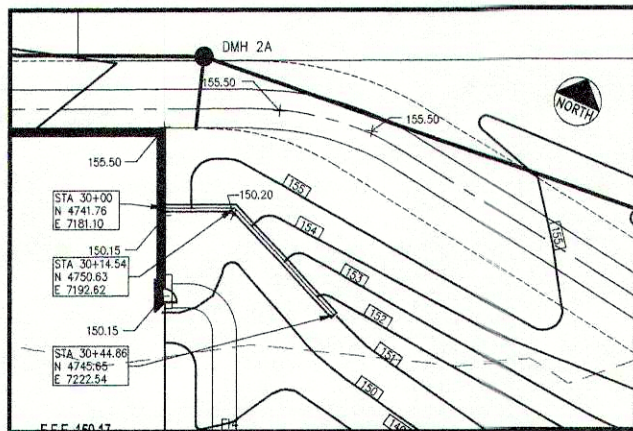
C-42



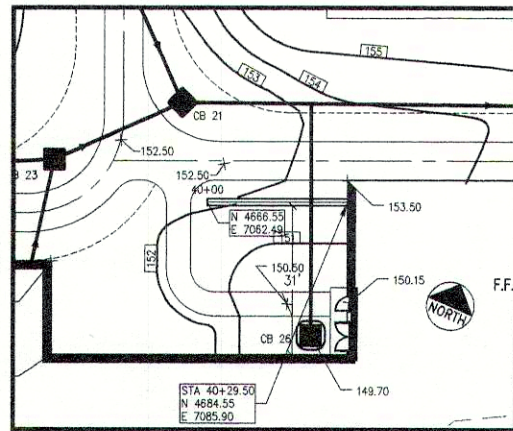
RETAINING WALL #1 PLAN VIEW
SCALE: 1"=20'



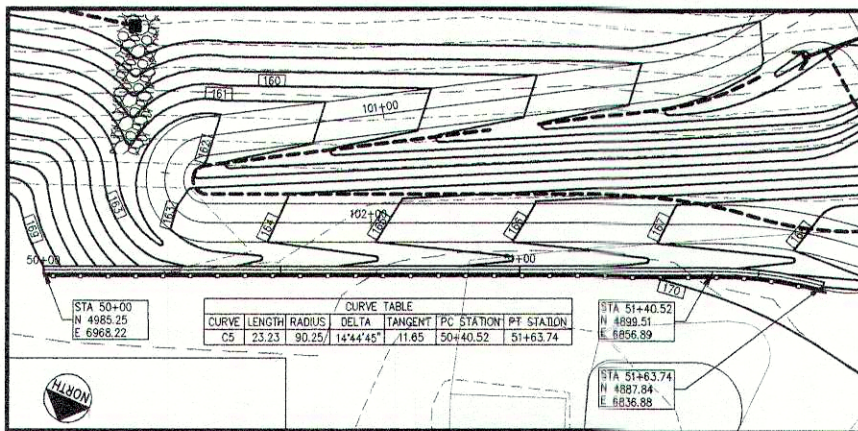
RETAINING WALL #2 PLAN VIEW
SCALE: 1"=20'



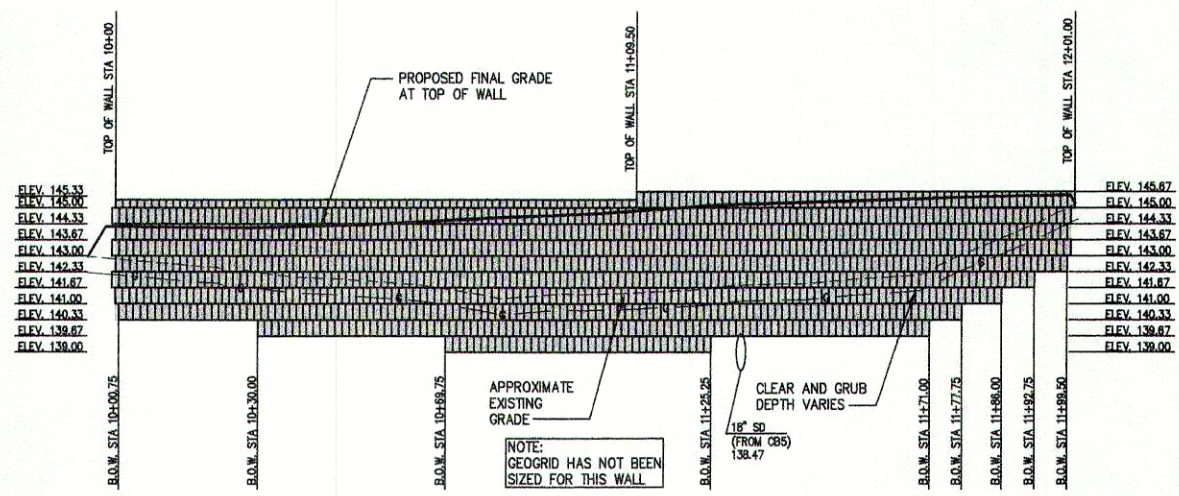
RETAINING WALL #3 PLAN VIEW
SCALE: 1"=20'



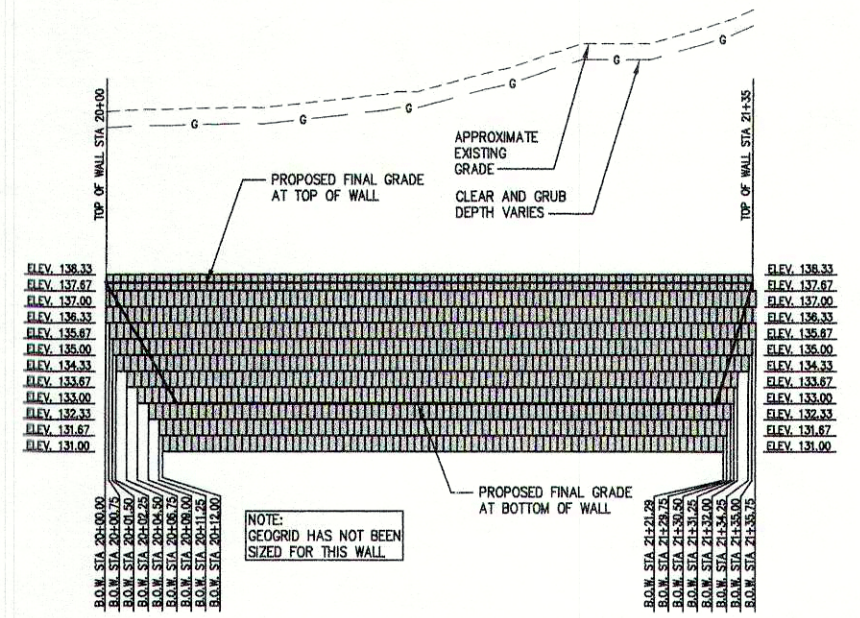
RETAINING WALL #4 PLAN VIEW
SCALE: 1"=20'



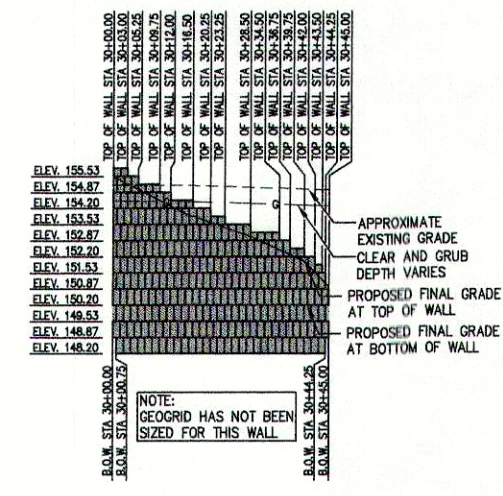
RETAINING WALL #5 PLAN VIEW
SCALE: 1"=20'



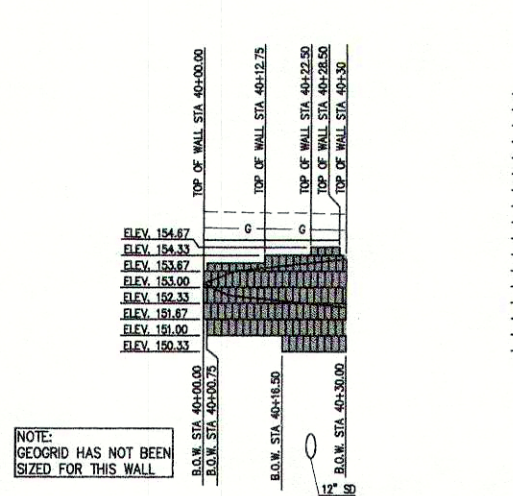
RETAINING WALL #1 PROFILE
SCALE: 1"=20' HORIZ., 1"=4' VERT.



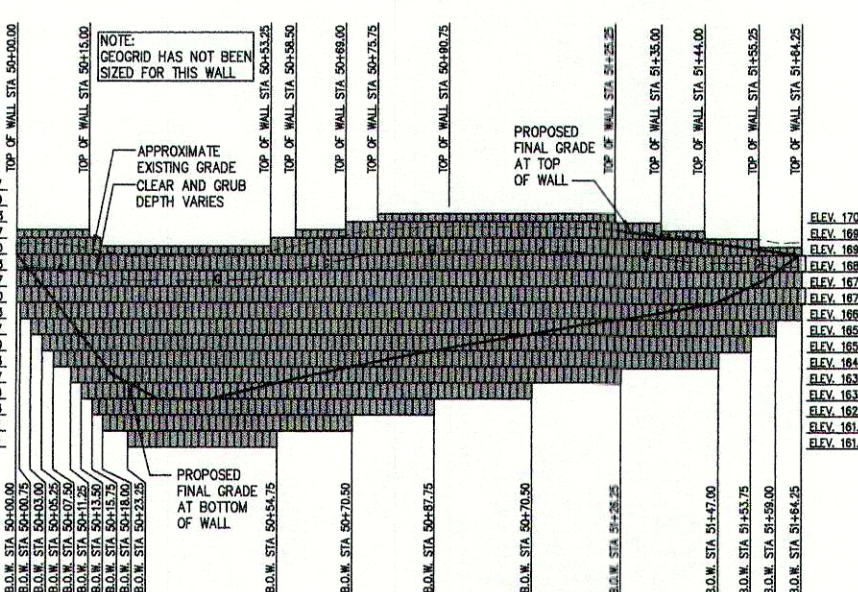
RETAINING WALL #2 PROFILE
SCALE: 1"=20' HORIZ., 1"=4' VERT.



RETAINING WALL #3 PROFILE
SCALE: 1"=20' HORIZ., 1"=4' VERT.



RETAINING WALL #4 PROFILE
SCALE: 1"=20' HORIZ., 1"=4' VERT.



RETAINING WALL #5 PROFILE
SCALE: 1"=20' HORIZ., 1"=4' VERT.

PRELIMINARY NOT FOR CONSTRUCTION

<div data-bbox="1258 1782 1597 1842"> <table border="1"> <tr> <th>REV</th> <th>DATE</th> <th>DESCRIPTION</th> </tr> <tr> <td>4</td> <td>5/25/02</td> <td>SUBMISSION FOR FINAL REVIEW</td> </tr> <tr> <td>3</td> <td>4/15/02</td> <td>SOW REVIEW SUBMISSION</td> </tr> <tr> <td>2</td> <td>3/28/02</td> <td>MEET/TOWN OF CUMBERLAND SUBMISSION</td> </tr> <tr> <td>1</td> <td>3/27/02</td> <td>GENERAL DEVELOPMENT SUBMISSION</td> </tr> </table> </div>	REV	DATE	DESCRIPTION	4	5/25/02	SUBMISSION FOR FINAL REVIEW	3	4/15/02	SOW REVIEW SUBMISSION	2	3/28/02	MEET/TOWN OF CUMBERLAND SUBMISSION	1	3/27/02	GENERAL DEVELOPMENT SUBMISSION	<div data-bbox="1637 1725 1861 1820"> <p>10 Danforth Street Post Office Box 583 DTS Portland, Maine 04112-0583 Tel: 207.751.5911 Fax: 207.751.2105 Email: sb@sbarchitects.com</p> </div>	<div data-bbox="1902 1705 2001 1812"> </div>	<div data-bbox="2063 1695 2312 1812"> <p>Consultants</p> <table border="0"> <tr> <td>Civil Engineer DeLuca-Hoffman Associates</td> <td>Mechanical Engineer Bennett Engineering</td> </tr> <tr> <td>Landscape Architect Carroll Associates</td> <td>Electrical Engineer Bennett Engineering</td> </tr> <tr> <td>Structural Engineer Pinkham & Greer</td> <td>Kitchen Design TJM Consulting</td> </tr> </table> </div>	Civil Engineer DeLuca-Hoffman Associates	Mechanical Engineer Bennett Engineering	Landscape Architect Carroll Associates	Electrical Engineer Bennett Engineering	Structural Engineer Pinkham & Greer	Kitchen Design TJM Consulting	<div data-bbox="2334 1725 2623 1796"> <p>MSAD #51 CUMBERLAND/NORTH YARMOUTH MIDDLE SCHOOL</p> </div>	<div data-bbox="2644 1691 2794 1820"> <p>Job No: 00.24/2085.04 Date: JANUARY 16, 2002 Scale: AS NOTED Drawn by: KEW Checked by: WGH</p> <p>Drawing Title: RETAINING WALL PLANS PROFILES & DETAILS</p> </div>	<div data-bbox="2825 1745 2949 1792"> <p>C-43</p> </div>
REV	DATE	DESCRIPTION																									
4	5/25/02	SUBMISSION FOR FINAL REVIEW																									
3	4/15/02	SOW REVIEW SUBMISSION																									
2	3/28/02	MEET/TOWN OF CUMBERLAND SUBMISSION																									
1	3/27/02	GENERAL DEVELOPMENT SUBMISSION																									
Civil Engineer DeLuca-Hoffman Associates	Mechanical Engineer Bennett Engineering																										
Landscape Architect Carroll Associates	Electrical Engineer Bennett Engineering																										
Structural Engineer Pinkham & Greer	Kitchen Design TJM Consulting																										

ABBREVIATIONS

AB	ANCHOR BOLT	LAM	LAMINATED
ACT	ACUSTICAL TILE	LCC	LEAD-COATED COPPER
ADDL	ADDITIONAL	LF	LEAF FOOT
ADMIN	ADMINISTRATION	LGT	LIGHT
AF	ABOVE FINISHED FLOOR	LIN	LINEN
ALT	ALTERNATE		
ALUM	ALUMINUM	MATL	MATERIAL
AP	ACCESS PANEL	MAS	MASONRY
ARCH	ARCHITECT	MAX	MAXIMUM
		MECH	MECHANICAL
BD	BOARD	MD	MEDICAL
BIT	BITUMINOUS	MFR	MANUFACTURER
BLDG	BUILDING	MGR	MANAGER
BLKG	BLOCKING	MH	MANHOLE
BM	BENCH MARK	MN	MINIMUM
BR	BEDROOM	MO	MASONRY OPENING
BRG	BEARING	MR	MOISTURE RESISTANT
BSMT	BASEMENT	MTD	MOUNTED
BTW	BETWEEN	MTG	METAL
		MTL	METAL
CAB	CABINET	N	NORTH
CB	CATCH BASIN	NATL	NATURAL
CEM	CEMENT	NIC	NOT IN CONTRACT
CF	CIRC FEET	NLC	NIGHT LIGHT
CJ	CONTROL JOINT	NO	NUMBER
CL	CLOSET	NOURSH	NOURISHMENT
CLG	CEILING	NTS	NOT TO SCALE
CMU	CONCRETE MASONRY UNIT	OA	OVERALL
CO	CLEAROUT	OC	ON CENTER
COL	COLUMN	OD	OUTSIDE DIAMETER
CONC	CONCRETE	OH	OPPOSITE HAND
CONST	CONSTRUCTION	OPP	OPPOSING
CONT	CONTINUE, CONTINUOUS	OVN	OVERNIGHT
CORR	CORRUGATED	PART BD	PARTICLE BOARD
CORND	CORNGRANITE	PC	PIECE
CRS	COURSE (S)	PL	PLATE, PROPERTY LINE
CT	CERAMIC TILE	PLAS	PLASTER
CTV	CABLE TELEVISION LINE	PLAS LAM	PLASTIC LAMINATE
CUH	CABINET UNIT LEADER	PNT	PAINT (ED)
CW	COLD WATER/CURTAIN WALL	POLY	POLYETHYLENE
CY	CUBIC YARD	PRE	PRE-FINISHED
		PREP	PREPARATION
D	DRYER	PSF	POUNDS PER SQUARE FOOT
DEL	DOUBLE	PSI	POUNDS PER SQUARE INCH
DF	DEFLECTION	PVT	PRESERVATIVE TREATED
DF	DRINKING FOUNTAIN	PVT	PAYMENT
DA	DIAMETER	QTY	QUANTITY
DIAG	DIAGONAL	QT	QUARTY TILE
DIM	DIMENSION		
DIR	DIRECTOR	R	RADIUS, RISE, RANGE
DIV	DIVISION	RD	ROOF DRAIN
DW	DOWN	REC	RECREATION
DWG	DRAWING	RECT	RECTANGULAR
E	EAST	REF	REFERENCE, REFER
EA	EACH	REQD	REQUIRED
EF	EXHAUST FAN	REFR	REFRIGERATOR
EFJ	EXPANSION JOINT	RENF	REINFORCING
EL	ELEVATION	RESL	RESILIENT
ELEV	ELEVATOR	REV	REVISED, REVISION
ELEC	ELECTRIC (AL)	RFG	ROOFING
EO	EQUAL	RM	ROOM
EWC	ELECTRIC WATER COOLER	RO	ROUGH OPENING
EX	EXISTING	S	SOUTH, SINK
EXP	EXPANSION	SAN	SANITARY
EXT	EXTERIOR	SC	SOLID CORE
		SD	STORM DRAIN
FBO	FIELD VERIFY	SECT	SECTION
FCO	FLOOR CLEAN OUT	SF	SQUARE FOOT
FD	FLOOR DRAIN	SH	SHEET
FDN	FOUNDATION	SH	SH
FE	FIRE EXTINGUISHER	SH	SH
FN	FINISH	SH	SH
FLR	FLOOR	SH	SH
FLR	FLOOR	SH	SH
FTG	FOOTING	SH	SH
GA	GALVE	SH	SH
GC	GENERAL CONTRACTOR	SH	SH
GL	GLASS	SH	SH
GWB	GYPSPUM WALL BOARD	SH	SH
GYP	GYPSPUM	SH	SH
		SH	SH
HD	HIGH DENSITY	SH	SH
HR	HOUR	SH	SH
HC	HOLLOW CORE	SH	SH
HDWR	HARDWARE	SH	SH
HFS	HALF FULL SCALE	SH	SH
H.HGT	HEIGHT	SH	SH
HM	HOLLOW METAL	SH	SH
HOR	HORIZONTAL	SH	SH
HTG	HEATING	SH	SH
HVAC	HEATING, VENTILATION, AIR CONDITIONING	SH	SH
HW	HOT WATER	SH	SH
HYD	HYDRANT	SH	SH
		SH	SH
INCL	INCLUDE (D); INCLUDING	SH	SH
ID	INSIDE DIAMETER	SH	SH
IN (")	INCH	SH	SH
INSUL	INSULATE (D); INSULATION	SH	SH
INT	INTERIOR	SH	SH
INV	INVERT	SH	SH
JAN	JANITOR	SH	SH
JT	JOINT	SH	SH
K	KITCHEN	SH	SH

LEGEND

ARCHITECTURAL DRAWINGS

LEVEL LINE	SECTION NUMBER	SHEET NO. WHERE SHOWN	WALL SECTION NUMBER	SHEET NO. WHERE SHOWN	INTERIOR ELEVATION NUMBER	SHEET NO. WHERE SHOWN	ROOM NUMBER	ROOM FINISH KEY	DOOR NUMBER (RM # 101 DOOR # 1)	PARTITION TYPE	WINDOW TYPE	COLUMN GRID LINE	EQUIPMENT REFERENCE	REVISION	POWER PANEL IN WALL	FIRE EXTINGUISHER	FIRE EXTINGUISHER	PAY TELEPHONE	DRINKING FOUNTAIN	COMPACTED GRAVEL	CONCRETE	BRICK	CONCRETE MASONRY UNITS	FINISH WOOD	ROUGH WOOD	FIBERGLASS BATT INSULATION	RIGID INSULATION	SUSPENDED ACOUSTICAL PANEL
------------	----------------	-----------------------	---------------------	-----------------------	---------------------------	-----------------------	-------------	-----------------	---------------------------------	----------------	-------------	------------------	---------------------	----------	---------------------	-------------------	-------------------	---------------	-------------------	------------------	----------	-------	------------------------	-------------	------------	----------------------------	------------------	----------------------------

ROOM FINISH SCHEDULE

ROOM USE	WALLS	FLOOR	CEILING	REMARKS
1. VESTIBULE	CONC. W/ FINISH	CONC.	CONC.	2 X 4 CLS PANELS EXCEPT WHERE NOTED BELOW
2. LOBBY	GWB/CAU/PNT	CT	CT	2 X 2 CLG PANEL
3. STAIR	CONC.	CONC.	CONC.	2 X 2 CLG PANEL
4. ELEVATOR	GWB/CAU/PNT	CONC.	CONC.	2 X 2 CLG PANEL
5. CORRIDOR	GWB/CAU/PNT	CONC.	CONC.	2 X 2 CLG PANEL
6. CLERESTORY	GWB/CAU/PNT	CONC.	CONC.	2 X 2 CLG PANEL
7. CLASSROOM	GWB/CAU/PNT	CONC.	CONC.	2 X 2 CLG PANEL
8. MEDIA CENTER	GWB/CAU/PNT	CONC.	CONC.	2 X 2 CLG PANEL
9. OFFICE	GWB/CAU/PNT	CONC.	CONC.	2 X 2 CLG PANEL
10. TOILET (W/L)	CONC.	CONC.	CONC.	2 X 2 CLG PANEL
11. BATHROOM	CONC.	CONC.	CONC.	2 X 2 CLG PANEL
12. LOCKER ROOM / OFFICE	CONC.	CONC.	CONC.	2 X 2 CLG PANEL
13. KITCHEN	CONC.	CONC.	CONC.	2 X 2 CLG PANEL
14. DINING	CONC.	CONC.	CONC.	2 X 2 CLG PANEL
15. MECH. / UTILITY	CONC.	CONC.	CONC.	2 X 2 CLG PANEL
16. PREP / STORAGE / SERVER	CONC.	CONC.	CONC.	2 X 2 CLG PANEL
17. CATERING	CONC.	CONC.	CONC.	2 X 2 CLG PANEL
18. PLATFORM / BAND	CONC.	CONC.	CONC.	2 X 2 CLG PANEL
19. MECHANICAL	CONC.	CONC.	CONC.	2 X 2 CLG PANEL
20. UTILITY / STORAGE	CONC.	CONC.	CONC.	2 X 2 CLG PANEL
21. ELEVATOR MACHINE ROOM	CONC.	CONC.	CONC.	2 X 2 CLG PANEL
22. OFFICE	CONC.	CONC.	CONC.	2 X 2 CLG PANEL
23. JANITOR / STORAGE	CONC.	CONC.	CONC.	2 X 2 CLG PANEL
24. KITCHEN OFFICE	CONC.	CONC.	CONC.	2 X 2 CLG PANEL
25. KITCHEN STORAGE	CONC.	CONC.	CONC.	2 X 2 CLG PANEL

ACCOUSTICAL PANEL TYPE	FINISH ABBREVIATIONS
TYPE 1: 2X2 OR 2X4 ACOUSTIC TILE IN MEDIUM DUTY GRID	AP: ASPHALT PAVEMENT
TYPE 2: 2X2 OR 2X4 ACOUSTIC TILE IN MEDIUM DUTY GRID	AS: ASBESTOS
TYPE 3: 2X2 OR 2X4 ACOUSTIC TILE IN MEDIUM DUTY GRID	CAU: CERAMIC TILE
TYPE 4: 2X2 OR 2X4 ACOUSTIC TILE IN MEDIUM DUTY GRID	CT: CONCRETE TILE
TYPE 5: 2X2 OR 2X4 ACOUSTIC TILE IN MEDIUM DUTY GRID	CT: CONCRETE TILE
TYPE 6: 2X2 OR 2X4 ACOUSTIC TILE IN MEDIUM DUTY GRID	CT: CONCRETE TILE
TYPE 7: 2X2 OR 2X4 ACOUSTIC TILE IN MEDIUM DUTY GRID	CT: CONCRETE TILE
TYPE 8: 2X2 OR 2X4 ACOUSTIC TILE IN MEDIUM DUTY GRID	CT: CONCRETE TILE
TYPE 9: 2X2 OR 2X4 ACOUSTIC TILE IN MEDIUM DUTY GRID	CT: CONCRETE TILE
TYPE 10: 2X2 OR 2X4 ACOUSTIC TILE IN MEDIUM DUTY GRID	CT: CONCRETE TILE
TYPE 11: 2X2 OR 2X4 ACOUSTIC TILE IN MEDIUM DUTY GRID	CT: CONCRETE TILE
TYPE 12: 2X2 OR 2X4 ACOUSTIC TILE IN MEDIUM DUTY GRID	CT: CONCRETE TILE
TYPE 13: 2X2 OR 2X4 ACOUSTIC TILE IN MEDIUM DUTY GRID	CT: CONCRETE TILE
TYPE 14: 2X2 OR 2X4 ACOUSTIC TILE IN MEDIUM DUTY GRID	CT: CONCRETE TILE
TYPE 15: 2X2 OR 2X4 ACOUSTIC TILE IN MEDIUM DUTY GRID	CT: CONCRETE TILE
TYPE 16: 2X2 OR 2X4 ACOUSTIC TILE IN MEDIUM DUTY GRID	CT: CONCRETE TILE
TYPE 17: 2X2 OR 2X4 ACOUSTIC TILE IN MEDIUM DUTY GRID	CT: CONCRETE TILE
TYPE 18: 2X2 OR 2X4 ACOUSTIC TILE IN MEDIUM DUTY GRID	CT: CONCRETE TILE
TYPE 19: 2X2 OR 2X4 ACOUSTIC TILE IN MEDIUM DUTY GRID	CT: CONCRETE TILE
TYPE 20: 2X2 OR 2X4 ACOUSTIC TILE IN MEDIUM DUTY GRID	CT: CONCRETE TILE
TYPE 21: 2X2 OR 2X4 ACOUSTIC TILE IN MEDIUM DUTY GRID	CT: CONCRETE TILE
TYPE 22: 2X2 OR 2X4 ACOUSTIC TILE IN MEDIUM DUTY GRID	CT: CONCRETE TILE
TYPE 23: 2X2 OR 2X4 ACOUSTIC TILE IN MEDIUM DUTY GRID	CT: CONCRETE TILE
TYPE 24: 2X2 OR 2X4 ACOUSTIC TILE IN MEDIUM DUTY GRID	CT: CONCRETE TILE
TYPE 25: 2X2 OR 2X4 ACOUSTIC TILE IN MEDIUM DUTY GRID	CT: CONCRETE TILE

DRAWING LIST

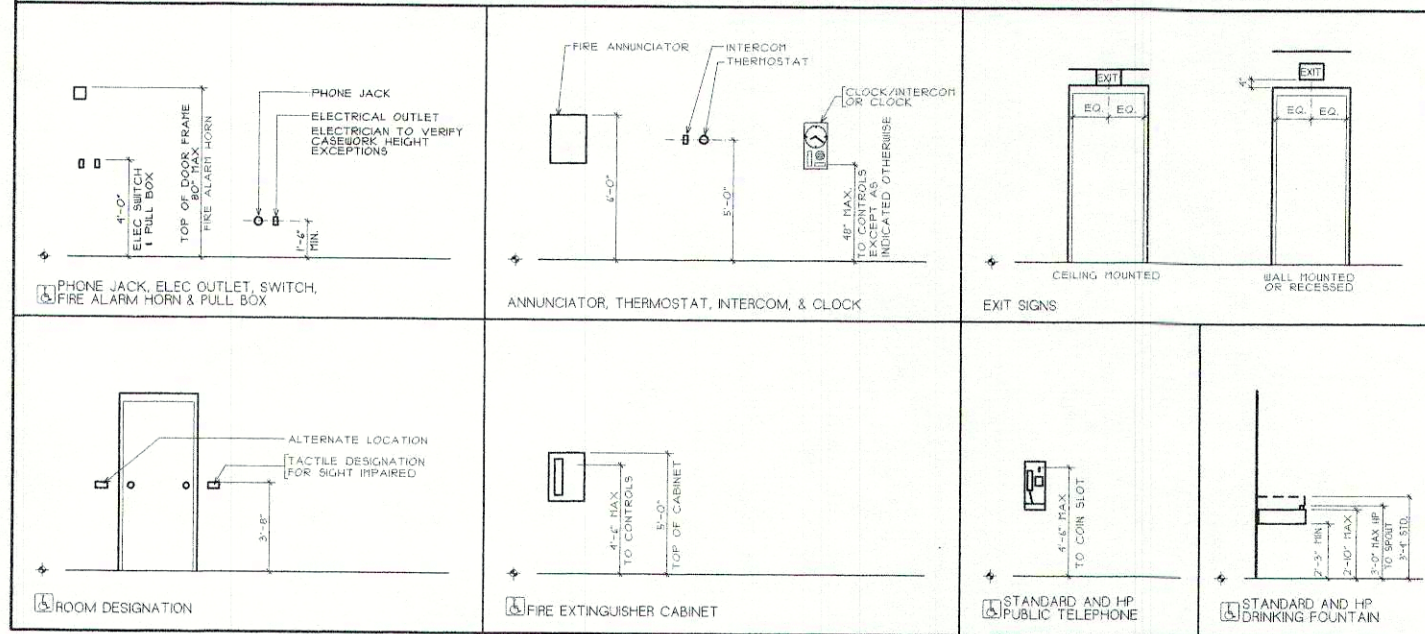
C	COVER PAGE
T1	ABBREVIATIONS, LEGEND, DRAWING LIST, STANDARD HEIGHTS & CLEARANCES
C-1	COVER SHEET & INDEX
C-2	GENERAL NOTES & LEGEND
C-3	OVERALL, NEIGHBOR & ABUTTOR MAP
C-4	PROPERTY PLAT
C-5	EXISTING CONDITIONS & TOPOGRAPHIC SURVEY
C-6	OVERALL SITE PLAN WITH NATURAL RESOURCES LOCATIONS AND GEOTECHNICAL EXPLANATION INFORMATION (CURRENT PERMIT) APPLICATION PLAN
C-7	OVERALL SITE MASTER PLAN
C-8	SITE LAYOUT PLAN
C-9	SELECT EXPANDED VIEWS
C-10	LANDSCAPE PLAN BY CARROLL ASSOCIATES
C-11	LANDSCAPE PLAN SCHEDULE AND DETAILS BY CARROLL ASSOCIATES
C-12	SITE GRADING & DRAINAGE PLAN
C-13	SITE GRADING PLAN SELECT EXPANDED VIEWS
C-14	UTILITY PLAN
C-15	EROSION & SEDIMENT CONTROL PLAN
C-16	EROSION & SEDIMENT CONTROL PLAN NARRATIVE
C-17	EROSION & SEDIMENT CONTROL PLAN DETAILS
C-18	EROSION & SEDIMENT CONTROL PLAN DETAILS
C-19	POND GROUTING / DIRT BAG / LEVEL LP SPREADER END DETAILS
C-20	STORMWATER MANAGEMENT PLAN, PROFILE & SECTIONS FOR POND 1
C-21	STORMWATER MANAGEMENT PLAN, PROFILE & SECTIONS FOR POND 2
C-22	STORMWATER SYSTEM DETAILS
C-23	PAVEMENT MARKING / CURB DETAILS
C-24	ATHLETIC FIELD DETAILS
C-25	ATHLETIC FIELD AND FENCING DETAILS
C-26	TYPICAL ACCESS DRIVE SECTIONS AND PAVEMENT DETAILS
C-27	UTILITY & STORM DRAIN DETAILS
C-28	WATER MAIN DETAILS
C-29	MISCELLANEOUS SITE DETAILS
C-30	MISCELLANEOUS SITE DETAILS
C-31	ACCESS DRIVE PROFILES
C-32	ACCESS DRIVE PROFILES
C-33	STORM DRAIN PROFILES
C-34	STORM DRAIN PROFILES
C-35	STORM DRAIN PROFILES (NOT IN D.D. SUBMISSION)
C-36	OFFSITE DRAINAGE PLAN AND PROFILE
C-37	UTILITY PROFILES
C-38	IRIGATION PLAN
C-39	CLASS C MEDIUM HIGH INTENSITY SOIL SURVEY BY G.W. COLE
C-40	PREDEVELOPMENT WATERSHED PLAN
C-41	POSTDEVELOPMENT WATERSHED PLAN (INITIAL CONSTRUCTION INCLUDING MIDDLE SCHOOL)
C-42	POSTDEVELOPMENT WATERSHED PLAN (CAMPUUS COMPLETION)
C-43	POSTDEVELOPMENT WATERSHED PLAN (MIDDLE SCHOOL SUBCATCHMENTS)
C-44	RETAINING WALL PLANS, PROFILES, AND DETAILS
C-45	RETAINING WALL PLANS, PROFILES, AND DETAILS
L-1	LANDSCAPE PLAN

ARCHITECTURAL DRAWINGS

A1	FIRST FLOOR PLAN - 1/8"
A2	SECOND FLOOR PLAN - 1/8"
A3	FIRST FLOOR PLAN - SOUTH WING
A21	EXTERIOR ELEVATIONS - SOUTHWEST, SOUTH
A22	EXTERIOR ELEVATIONS - NORTHEAST, NORTH
A23	EXTERIOR ELEVATIONS - NORTH ELEVATIONS
A24	BUILDING SECTIONS - TYPICAL CLASSROOM WING

STANDARD HEIGHTS AND CLEARANCES

NOTE: ALSO SEE MECHANICAL & ELECTRICAL DOCUMENTS



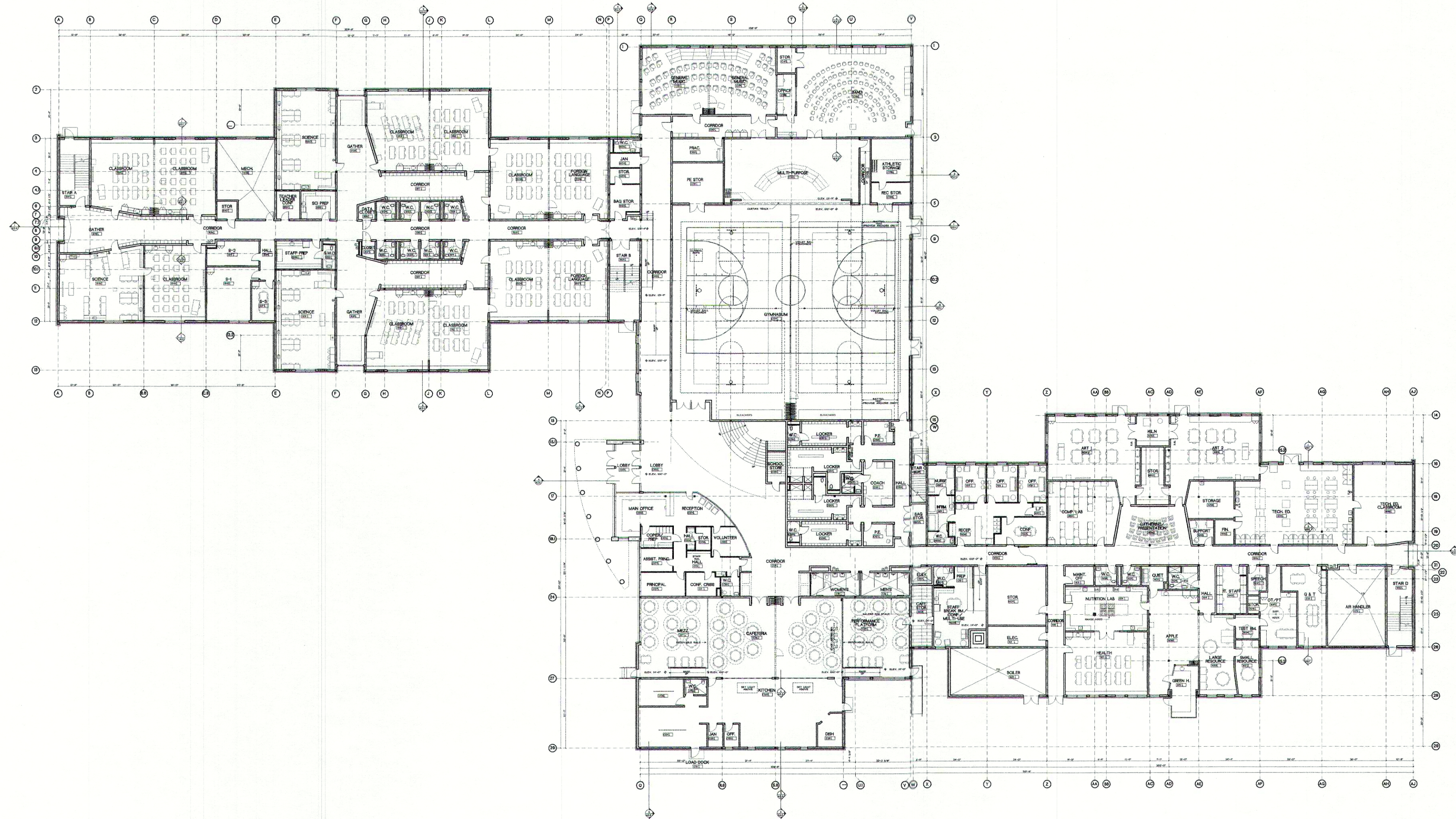
10 Dardick Street
Post Office Box
360 DTS
Portland, Maine
04102-0363
Voice
207.765.0381
Fax
207.765.2005
Email
sdb@stephenbull.com

Consultants
DeLuca-Hoffman Associates
Landscape Architect
Carroll Associates
TJM Consulting
Structural Engineer
Pinkham & Greer
Mechanical Engineer
Bennett Engineering
Electrical Engineer
Bennett Engineering

MSAD #51
CUMBERLAND/NORTH YARMOUTH
MIDDLE SCHOOL

Job No.: 0024
Date: MARCH 25, 2002
Scale: NTS
Drawn By: C.J. EJR
Checked by: RJB
Drawing Title:
TITLE SHEET

T1



Revisions

1 4/15/02 90% REVIEW SUBMISSION



10 Danforth Street
Post Office Box
560 DTS
Portland, Maine
04112-0563
Voice:
207.761.5911
Fax:
207.761.2105
E-mail:
sbb@stephenbull.com

Consultants

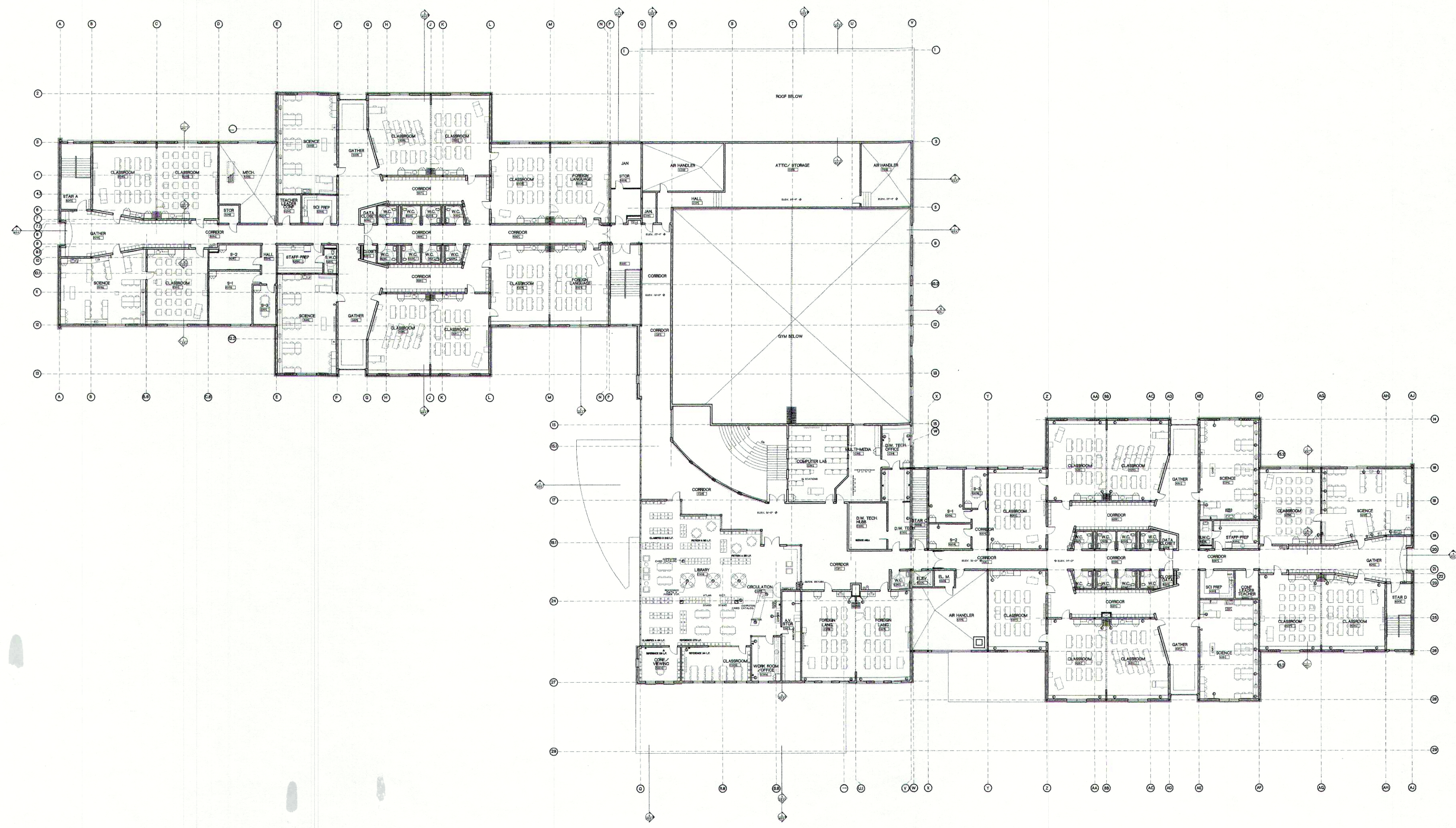
Civil Engineer
DeLuca Hoffman Associates
Landscape Architect
Carroll Associates
Structural Engineer
Pinkham & Greer

Mechanical Engineer
Bennett Engineering
Electrical Engineer
Bennett Engineering
Kitchen Design
TJM Consulting

MSAD #51
CUMBERLAND/NORTH YARMOUTH
MIDDLE SCHOOL

Job No.: 00.24
Date: MARCH 7, 2002
Scale: 1/16" = 1'-0"
Drawn by: G.J. EJR
Checked by: RJR
Drawing Title:
FIRST FLOOR PLAN

A1.1



Revisions

4/15/02	90% REVIEW SUBMISSION
---------	-----------------------



10 Darnforth Street
Post Office Box
953-010
Portland, Maine
04112-0583
Voice: 207.761.5911
Fax: 207.761.2105
Email: sba@stephenball.com

Consultants

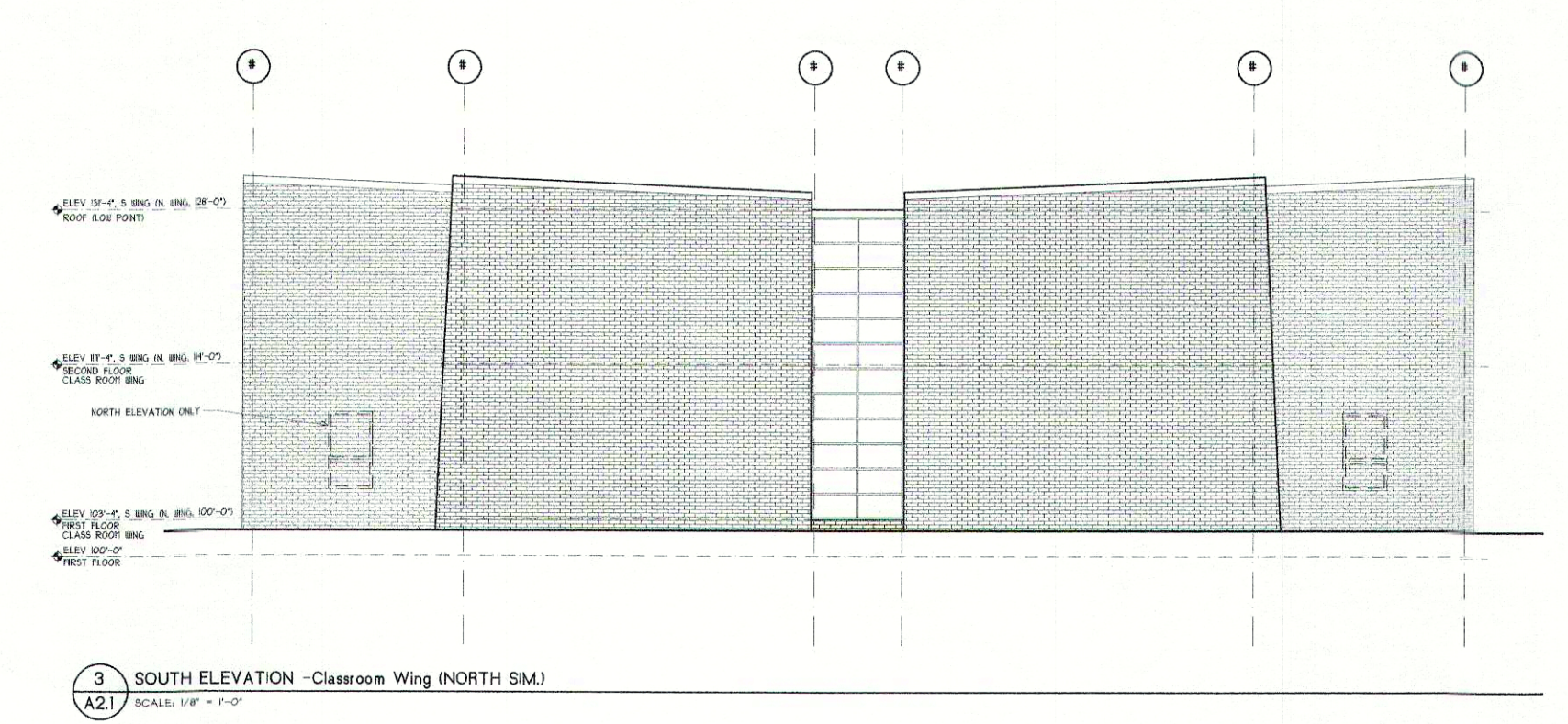
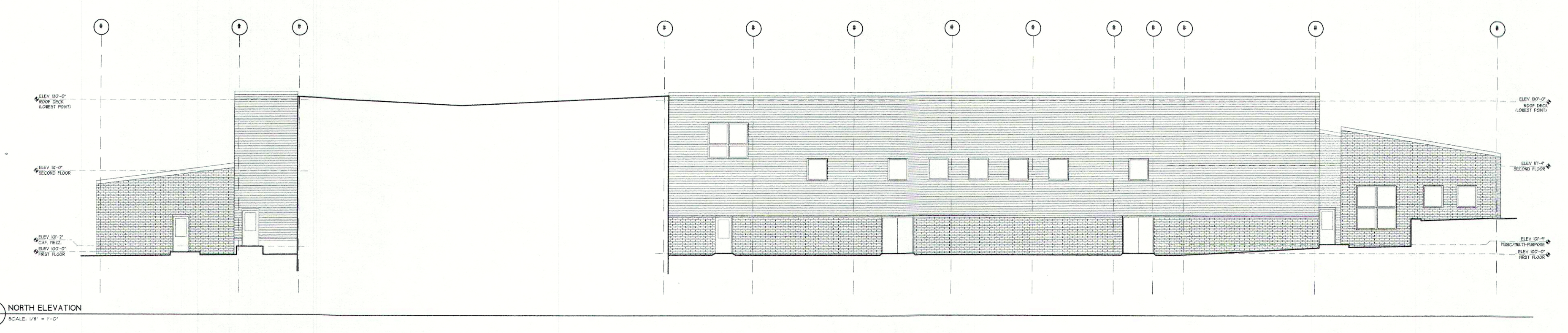
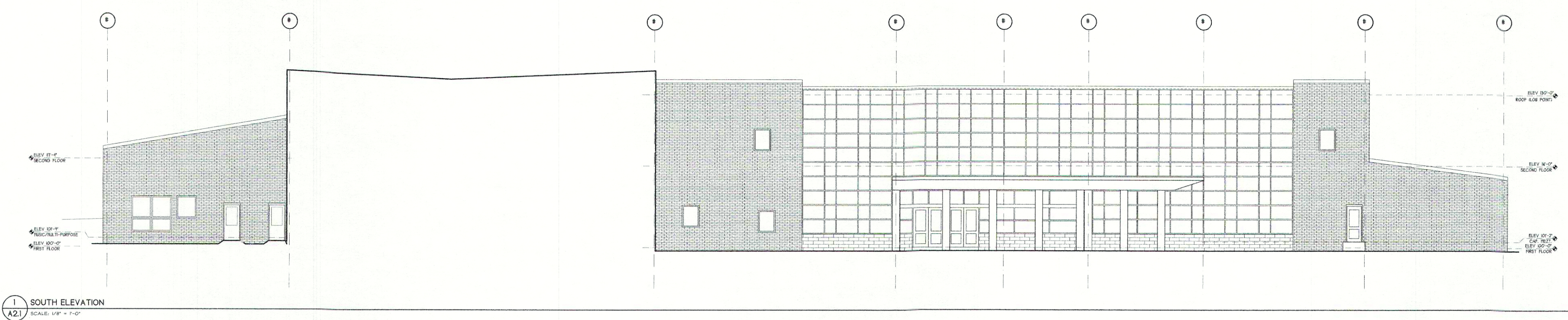
Civil Engineer
DeLuca-Hoffman Associates
Landscape Architect
Carroll Associates
Structural Engineer
Pinkham & Greer

Mechanical Engineer
Bennett Engineering
Electrical Engineer
Bennett Engineering
Kitchen Design
TJM Consulting

MSAD #51
CUMBERLAND/NORTH YARMOUTH
MIDDLE SCHOOL

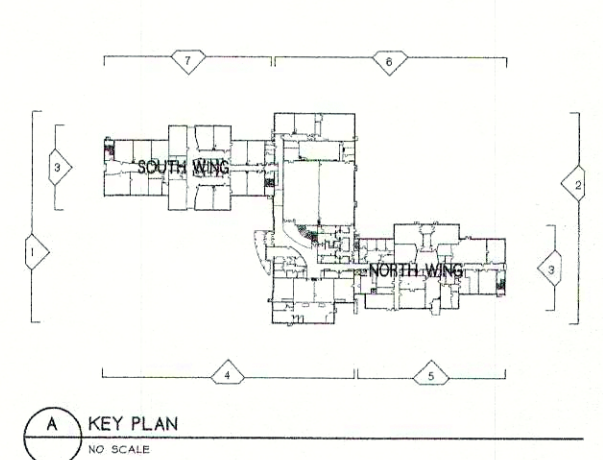
Job No: 00.24
Date: MARCH 7, 2002
Scale: 1/16" = 1'-0"
Drawn by: CL, EJR
Checked by: RJR
Drawing Title:
SECOND FLOOR PLAN

A1.2

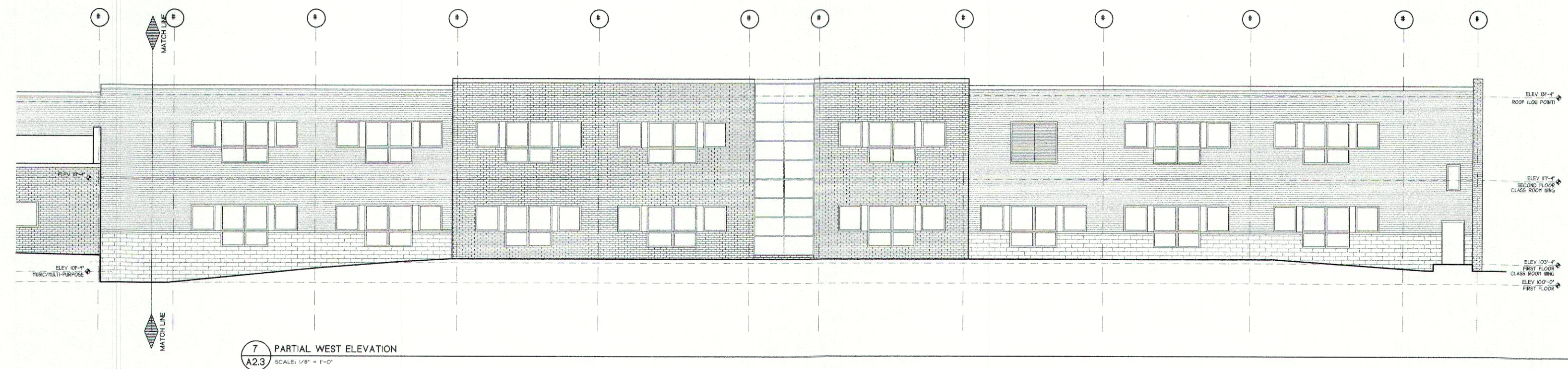


EXTERIOR ELEVATION NOTES:

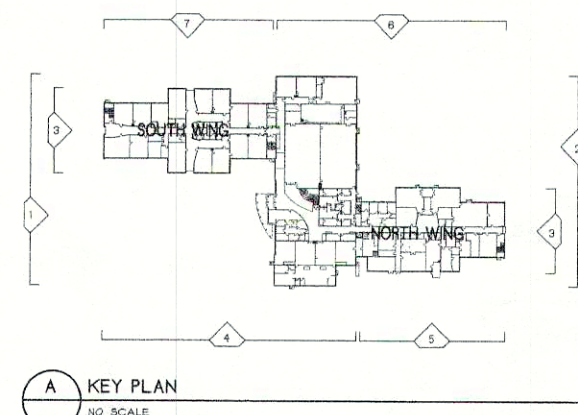
1. DOOR BOTTOM + FLOOR ELEVATION.
2. FIN GRADE 8" MIN. BELOW FLOOR ELEVATION, UNO.
3. MASONRY APPROX. 60-65% OF EXTERIOR ELEVATION.



<p>Revisions</p> <p>1 4/15/02 90% REVIEW SUBMISSION</p>	<p>10 Dandolph Street Post Office Box 563 015 Portland, Maine 04113-0153</p> <p>Phone 207.761.5911 Fax 207.761.2105 Email sta@stephankrueger.com</p>	<p>Consultants</p> <p>Civil Engineer DeLuca Hoffman Associates</p> <p>Landscape Architect Carroll Associates</p> <p>Structural Engineer Priskman & Greer</p>	<p>Mechanical Engineer Bennett Engineering</p> <p>Electrical Engineer Bennett Engineering</p> <p>Kitchen Design TJM Consulting</p>	<p>MSAD #51 CUMBERLAND/NORTH YARMOUTH MIDDLE SCHOOL</p>	<p>Job No. 00.24 Date: MARCH 7, 2002 Scale: 1/8" = 1'-0" Drawn by: GJ, EJR, DLH Checked by: RJR</p> <p>Drawing Title: EXTERIOR ELEVATIONS</p>	<p>A2.1</p>
---	--	--	--	--	--	--------------------



- EXTERIOR ELEVATION NOTES:**
1. DOOR BOTTOM * FLOOR ELEVATION.
 2. FIN. GRADE 8" MIN. BELOW FLOOR ELEVATION UNO.
 3. MASONRY APPROX. 60-65% OF EXTERIOR ELEVATION.



Revisions
4/15/02 90% REVIEW SUBMISSION

10 Danforth Street
Post Office Box
583 DTS
Portland, Maine
04117-0583
Voice:
207.761.5911
Fax:
207.761.2105
E-mail:
sta@bsarchitects.com

Consultants

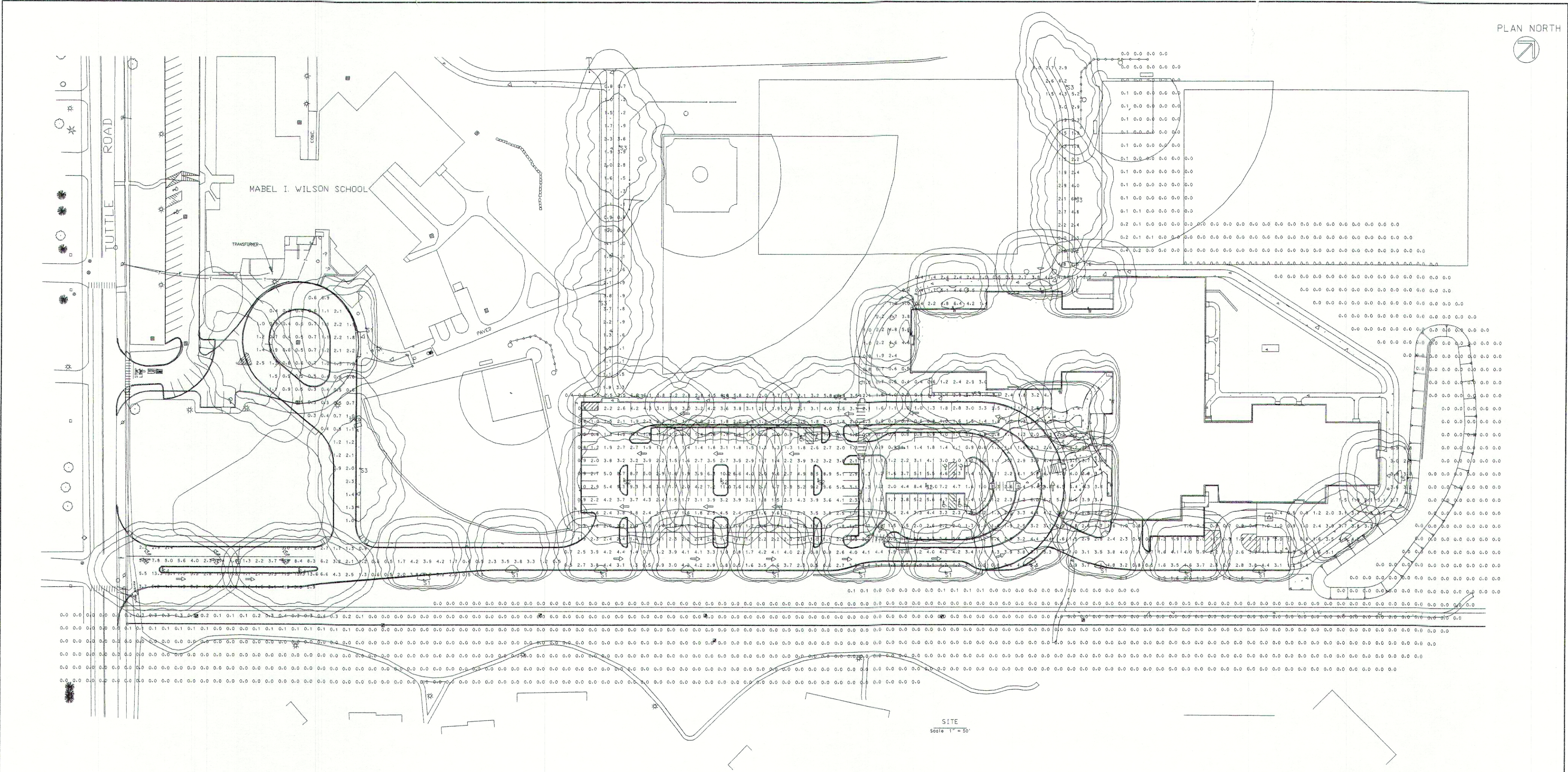
Civil Engineer DeLuca-Hoffman Associates	Mechanical Engineer Bennett Engineering
Landscape Architect Carroll Associates	Electrical Engineer Bennett Engineering
Structural Engineer Pinkham & Greer	Kitchen Design TJM Consulting

**MSAD #51
CUMBERLAND/NORTH YARMOUTH
MIDDLE SCHOOL**

Job No.: 00.24
Date: MARCH 7, 2002
Scale: 1/8" = 1'-0"
Drawn by: C.J. EJR, DLH
Checked by: RJR
Drawing Title: EXTERIOR ELEVATIONS

A2.3

PLAN NORTH



NOTE: AREAS UNDER CANOPIES WILL BE LIT BY RECESSED DOWNLIGHTS TO A LEVEL OF 20 FOOTCANDLES WITH ESSENTIALLY NO LIGHT SPILL BEYOND THE CANOPY EDGES

LUMINAIRE SCHEDULE							
Symbol	Label	Qty	Catalog Number	Description	Lamp	File	Lumens LLF Watts
	S1	14	Lithonia AS2 400W SR4SC DCAS2 TB Dxx with SSS 20 4C DMS19 pole	ARCHITECTURAL ARM-MOUNTED CUTOFF LUMINAIRE WITH SR4SC REFLECTOR	ONE 400-WATT CLEAR ED-28 METAL HALIDE HORIZONTAL POSITION.	Lt110100...ies.hv32000 m	0.81 445.7
	S2	5	Lithonia (2)AS2 400W SR55 DCAS2 TB Dxx with SSS 20 4C DMS28 pole	ARCHITECTURAL ARM-MOUNTED CUTOFF LUMINAIRE WITH SR55 REFLECTOR	ONE 400-WATT CLEAR ED-28 METAL HALIDE HORIZONTAL POSITION.	Lt110102...ies.hv32000 m	0.81 893.2
	S3	10	Lithonia AS2 400W SR2 DCAS2 TB Dxx with SSS 20 4C DMS19 pole	ARCHITECTURAL ARM-MOUNTED CUTOFF LUMINAIRE WITH SR2 REFLECTOR	ONE 400-WATT CLEAR ED-28 METAL HALIDE HORIZONTAL POSITION.	Lt110100...ies.hv32000 m	0.81 443.4
	W	7	Lithonia AS2 400W SR4SC MSA TB Dxx	ARCHITECTURAL ARM-MOUNTED CUTOFF LUMINAIRE WITH SR4SC REFLECTOR	ONE 400-WATT CLEAR ED-28 METAL HALIDE HORIZONTAL POSITION.	Lt110100...ies.hv32000 m	0.81 445.7
	S4	2	Lithonia AS2 400W SR2 DCAS2 TB Dxx with SSS20 4C DMS28 pole	ARCHITECTURAL ARM-MOUNTED CUTOFF LUMINAIRE WITH SR2 REFLECTOR	ONE 400-WATT CLEAR ED-28 METAL HALIDE HORIZONTAL POSITION.	Lt110098...ies.hv32000 m	0.81 886.8

STATISTICS					
Description	Avg	Max	Min	Max/Min	Avg/Min
PARKING LOT and PERIMETER	2.6 fc	11.0 fc	0.4 fc	27.5:1	6.4:1
MAIN ENTRANCE ROAD	3.7 fc	15.7 fc	0.5 fc	31.4:1	7.5:1
Second Entrance Road	1.7 fc	3.9 fc	0.7 fc	5.6:1	2.4:1
Wilson School Entrance	1.0 fc	2.5 fc	0.3 fc	8.3:1	3.2:1
SPILL LIGHT	0.0 fc	0.4 fc	0.0 fc	N / A	N / A

Revisions
4/15/02 90% REVIEW SUBMISSION



10 Danforth Street
P.O. Box 100
Salem, MA 01970
Tel: 508/885-1211
Fax: 508/885-1215
Email: info@sueb.com

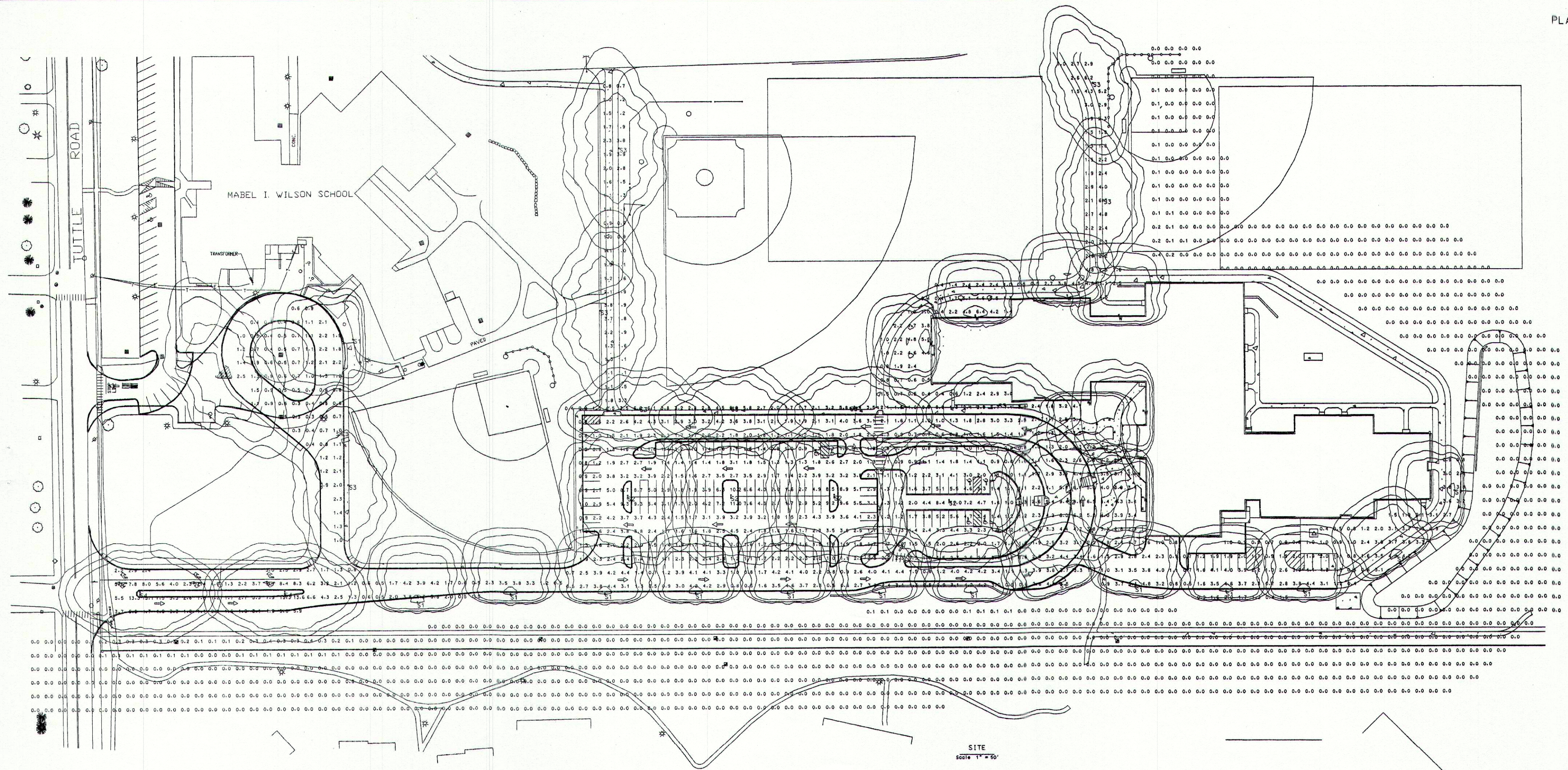
Consultants
Civil Engineer: DeLuca-Hoffman Associates
Landscape Architect: Carroll Associates
Structural Engineer: Pinkham & Green
Mechanical Engineer: Bennett Engineering
Electrical Engineer: Bennett Engineering
Kitchen Design: TJM Consulting

MSAD #51
CUMBERLAND/NORTH YARMOUTH
MIDDLE SCHOOL

Job No.: 00-24
Date: 2002
Scale:
Drawn by: EL HUBLEY
Checked by: CW ABBOTT
Drawing Title:
ELECTRICAL PLAN



E1



SITE
Scale 1" = 50'

NOTE: AREAS UNDER CANOPIES WILL BE LIT BY RECESSED DOWNLIGHTS TO A LEVEL OF 20 FOOTCANDLES WITH ESSENTIALLY NO LIGHT SPILL BEYOND THE CANOPY EDGES

LUMINAIRE SCHEDULE							
Symbol	Label	Qty	Catalog Number	Description	Lamp	File	Lumens LLF Watts
□	S1	14	Lithonia AS2 400M SR45C DCAS2 TB Dxx with SSS 20 4C DMS19 pole	ARCHITECTURAL ARM-MOUNTED CUTOFF LUMINAIRE WITH SR45C REFLECTOR.	ONE 400-WATT CLEAR ED-28 METAL HALIDE, HORIZONTAL POSITION.	Lt110100-ies-h132000 m	0.81 445.7
□	S2	5	Lithonia AS2 400M SR55 DCAS2 TB Dxx with SSS 20 4C DMS28 pole	ARCHITECTURAL ARM-MOUNTED CUTOFF LUMINAIRE WITH SR55 REFLECTOR.	ONE 400-WATT CLEAR ED-28 METAL HALIDE, HORIZONTAL POSITION.	Lt110102-ies-h132000 m	0.81 893.2
□	S3	10	Lithonia AS2 400M SR2 DCAS2 TB Dxx with SSS 20 4C DMS19 pole	ARCHITECTURAL ARM-MOUNTED CUTOFF LUMINAIRE WITH SR2 REFLECTOR.	ONE 400-WATT CLEAR ED-28 METAL HALIDE, HORIZONTAL POSITION.	Lt110098-ies-h132000 m	0.81 443.4
□	W	7	Lithonia AS2 400M SR2 DCAS2 TB Dxx with SSS 20 4C DMS28 pole	ARCHITECTURAL ARM-MOUNTED CUTOFF LUMINAIRE WITH SR2 REFLECTOR.	ONE 400-WATT CLEAR ED-28 METAL HALIDE, HORIZONTAL POSITION.	Lt110100-ies-h132000 m	0.81 445.7
□	S4	2	Lithonia AS2 400M SR2 DCAS2 TB Dxx with SSS 20 4C DMS28 pole	ARCHITECTURAL ARM-MOUNTED CUTOFF LUMINAIRE WITH SR2 REFLECTOR.	ONE 400-WATT CLEAR ED-28 METAL HALIDE, HORIZONTAL POSITION.	Lt110098-ies-h132000 m	0.81 886.8

STATISTICS					
Description	Avg	Max	Min	Max/Min	Avg/Min
PARKING LOT and PERIMETER	2.6 fc	11.0 fc	0.4 fc	27.5:1	6.4:1
MAIN ENTRANCE ROAD	3.7 fc	15.7 fc	0.5 fc	31.4:1	7.5:1
Second Entrance Road	1.7 fc	3.9 fc	0.7 fc	5.6:1	2.4:1
Wilson School Entrance	1.0 fc	2.5 fc	0.3 fc	8.3:1	3.2:1
SPILL LIGHT	0.0 fc	0.4 fc	0.0 fc	N / A	N / A

Revisions		10 Danforth Street Post Office Box 583 075 Portland, Maine 04112-0583 Voice: 207.761.5911 Fax: 207.761.2105 Email: soobach@architects.com	

10 Danforth Street
Post Office Box
583 075
Portland, Maine
04112-0583
Voice:
207.761.5911
Fax:
207.761.2105
Email:
soobach@architects.com

Consultants
Civil Engineer
DeLucca-Hoffman Associates
Landscape Architect
Carroll Associates
Structural Engineer
Pinkham & Greer
Mechanical Engineer
Bennett Engineering
Electrical Engineer
Bennett Engineering
Kitchen Design
TJM Consulting

MSAD #51
CUMBERLAND/NORTH YARMOUTH
MIDDLE SCHOOL

Job No.: 00-24
Date: 11-2002
Society:
Drawn by: EL HUBLEY
Checked by: CW ABBOTT
Drawing Title:
ELECTRICAL PLAN

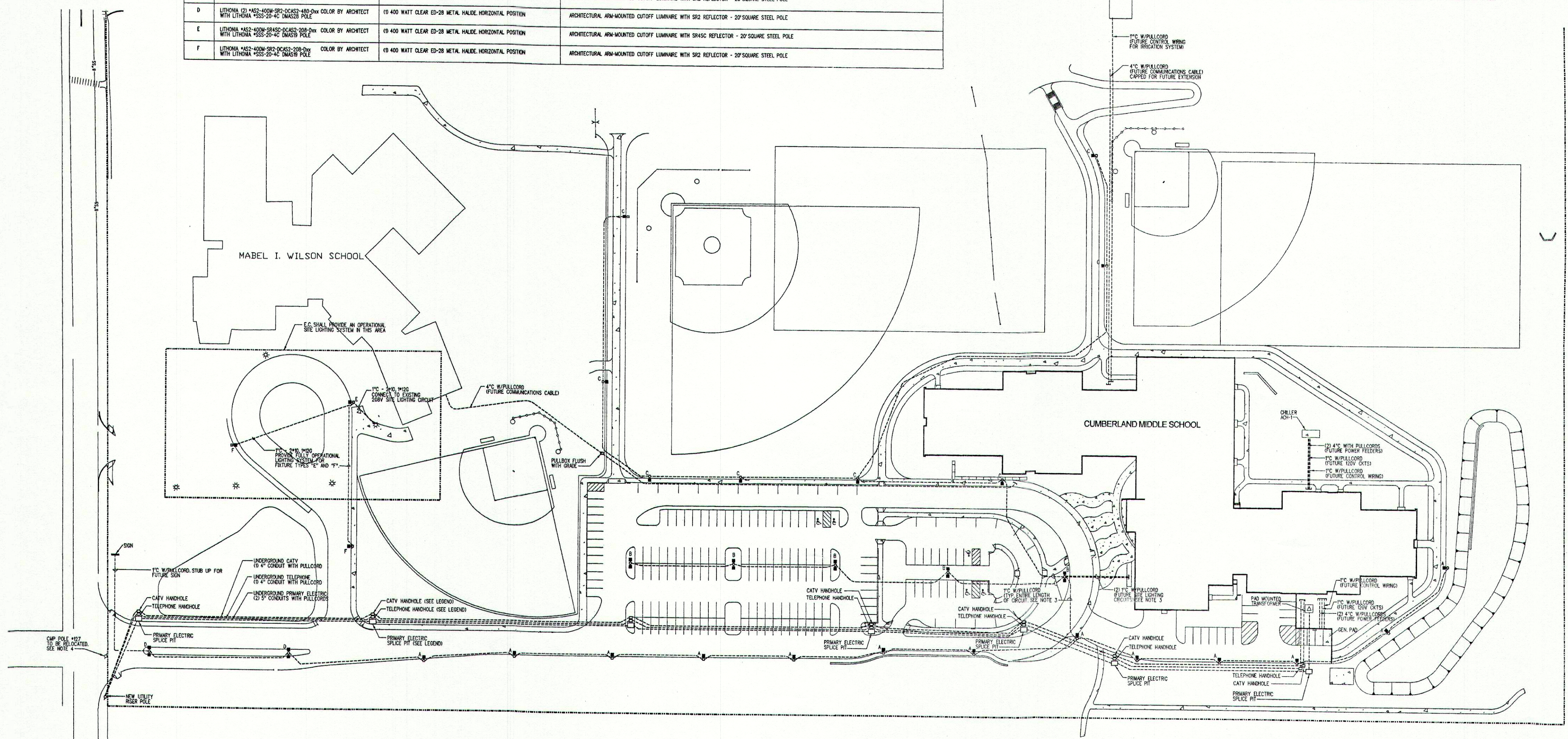
E1A

BENNETT ENGINEERING
CONSULTING ENGINEERS
BENNETT ENGINEERING, INC. 100 N. MAIN ST., SUITE 200
PORTLAND, ME 04101

LIGHTING FIXTURE SCHEDULE			
TYPE	DESCRIPTION	LAMPS QUANTITY & TYPE	REMARKS
A	LITHONIA *MS2-400M-SR4SC-DCAS2-480-Dxx COLOR BY ARCHITECT WITH LITHONIA *SSS-20-4C DNAS19 POLE	(1) 400 WATT CLEAR ED-28 METAL HALIDE, HORIZONTAL POSITION	ARCHITECTURAL ARM-MOUNTED CUTOFF LUMINAIRE WITH SR4SC REFLECTOR - 20' SQUARE STEEL POLE
B	LITHONIA (2) *MS2-400M-SR5S-DCAS2-480-Dxx COLOR BY ARCHITECT WITH LITHONIA *SSS-20-4C DNAS28 POLE	(1) 400 WATT CLEAR ED-28 METAL HALIDE, HORIZONTAL POSITION	ARCHITECTURAL ARM-MOUNTED CUTOFF LUMINAIRE WITH SR5S REFLECTOR - 20' SQUARE STEEL POLE
C	LITHONIA *MS2-400M-SR2-DCAS2-480-Dxx COLOR BY ARCHITECT WITH LITHONIA *SSS-20-4C DNAS19 POLE	(1) 400 WATT CLEAR ED-28 METAL HALIDE, HORIZONTAL POSITION	ARCHITECTURAL ARM-MOUNTED CUTOFF LUMINAIRE WITH SR2 REFLECTOR - 20' SQUARE STEEL POLE
D	LITHONIA (2) *MS2-400M-SR2-DCAS2-480-Dxx COLOR BY ARCHITECT WITH LITHONIA *SSS-20-4C DNAS28 POLE	(1) 400 WATT CLEAR ED-28 METAL HALIDE, HORIZONTAL POSITION	ARCHITECTURAL ARM-MOUNTED CUTOFF LUMINAIRE WITH SR2 REFLECTOR - 20' SQUARE STEEL POLE
E	LITHONIA *MS2-400M-SR4SC-DCAS2-208-Dxx COLOR BY ARCHITECT WITH LITHONIA *SSS-20-4C DNAS19 POLE	(1) 400 WATT CLEAR ED-28 METAL HALIDE, HORIZONTAL POSITION	ARCHITECTURAL ARM-MOUNTED CUTOFF LUMINAIRE WITH SR4SC REFLECTOR - 20' SQUARE STEEL POLE
F	LITHONIA *MS2-400M-SR2-DCAS2-208-Dxx COLOR BY ARCHITECT WITH LITHONIA *SSS-20-4C DNAS19 POLE	(1) 400 WATT CLEAR ED-28 METAL HALIDE, HORIZONTAL POSITION	ARCHITECTURAL ARM-MOUNTED CUTOFF LUMINAIRE WITH SR2 REFLECTOR - 20' SQUARE STEEL POLE

PLAN NORTH

- NOTES:**
1. ALL UNDERGROUND CONDUITS SHALL BE SCHEDULE 80 PVC AND HAVE A MINIMUM BURIAL DEPTH OF 30".
 2. ALL UNDERGROUND CONDUITS MARKED FOR FUTURE EXTENSION INTO BUILDING SHALL BE TERMINATED AND CAPPED 5' OUTSIDE FUTURE BUILDING WALL.
 3. E.C. SHALL INSTALL UNDERGROUND CONDUIT UNDER WALKWAYS AND PAVED AREAS AS TO AVOID AREAS PLANNED FOR PLANTINGS AND LANDSCAPE FEATURES. SEE SITE PLANS.
 4. CMP BACKCHARGES WILL BE PAID BY THE OWNER. COORDINATION OF CMP WORK WILL BE BY ELECTRICAL CONTRACTOR.



ELECTRICAL SITE PLAN
SCALE: 1"=40'

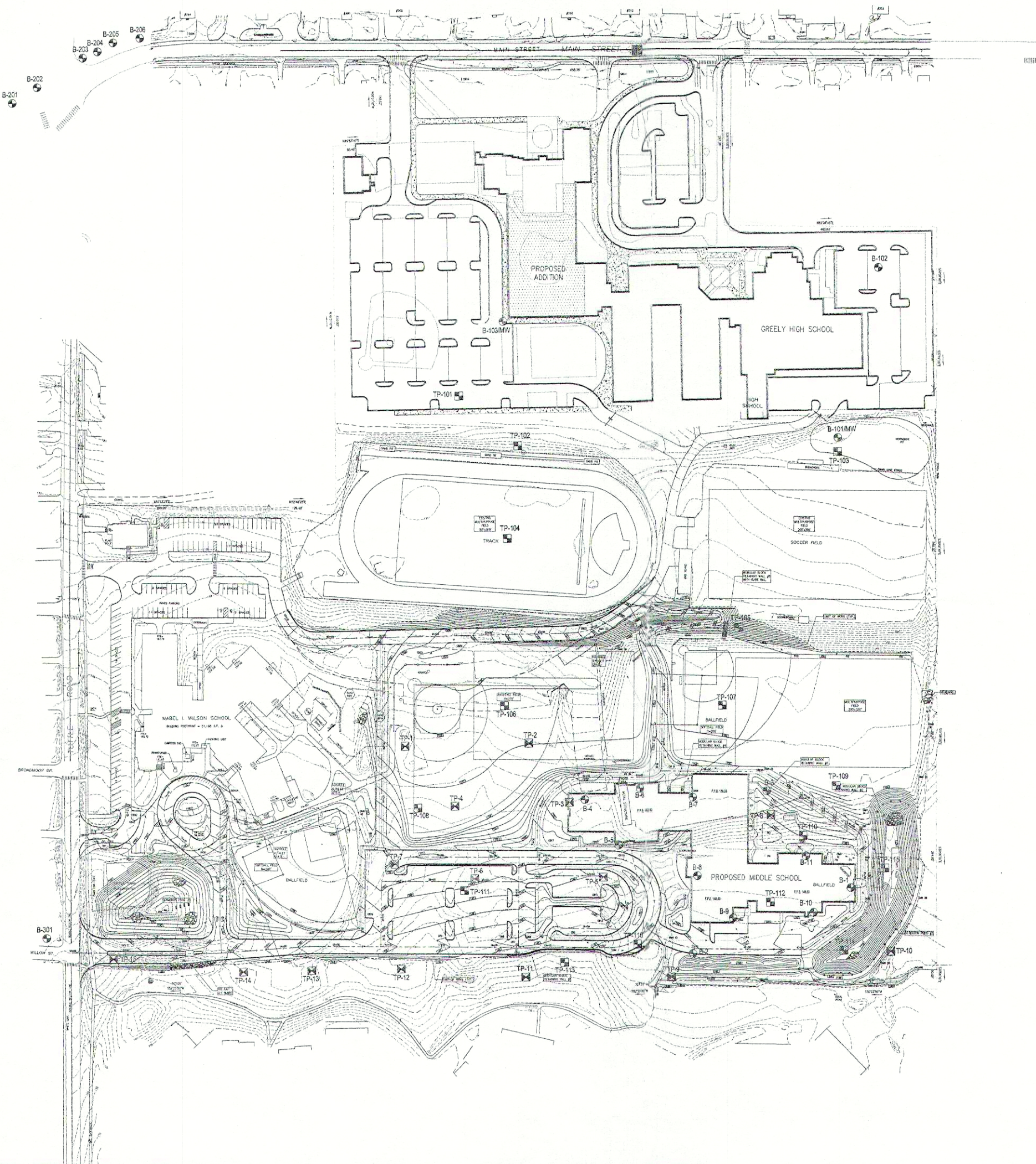
SITE SYMBOL LEGEND

- ★ EXISTING SITE LIGHTING FIXTURE AND POLE TO BE DEMOLISHED
- A SINGLE SITE LIGHTING FIXTURE AND POLE. LETTER INDICATES TYPE AS DEFINED IN LIGHTING FIXTURE SCHEDULE
- B DOUBLE SITE LIGHTING FIXTURE AND POLE. LETTER INDICATES TYPE AS DEFINED IN LIGHTING FIXTURE SCHEDULE
- UNDERGROUND CONDUIT. SEE NOTE 1
- UNDERGROUND CONDUIT TERMINATED AND CAPPED FOR FUTURE EXTENSION. SEE NOTE 2.
- PRIMARY ELECTRIC SPLICE PIT - PROVIDE 4' X 6' SPLICE BOX PER CMP REQUIREMENTS
- CATV HANDHOLE - 2' X 2' HANDHOLE, QUARTZITE #PG2424D24 OR EQUAL
- TELEPHONE HANDHOLE - 2' X 2' HANDHOLE, QUARTZITE #PG2424D24 OR EQUAL

Progress Print
Not for Construction
5/28/02

BENNETT ENGINEERING
CONSULTING ENGINEERS
BENNETT ROAD, P.O. BOX 207, PORTSMOUTH, MAINE 04202
(207) 885-4170

<p>Revisions</p>	<p>10 Danforth Street Post Office Box 383 DTS Portland, Maine 04112-0583</p> <p>Voice: 207.761.5911 Fax: 207.761.2105</p> <p>Email: shabsbor@netcom.net</p>	<p>Consultants</p> <p>Civil Engineer DeLuca-Hoffman Associates</p> <p>Landscape Architect Carroll Associates</p> <p>Structural Engineer Pinkham & Greer</p> <p>Mechanical Engineer Bennett Engineering</p> <p>Electrical Engineer Bennett Engineering</p> <p>Kitchen Design TJM Consulting</p>	<p>MSAD #51 CUMBERLAND/NORTH YARMOUTH MIDDLE SCHOOL</p>	<p>Job No.: 00-24 Date: 2002 Soles: Drawn by: EL HUBLEY Checked by: CW ABBOTT</p> <p>Drawing Title: ELECTRICAL SITE PLAN</p>	<p>E1B</p>
------------------	---	--	--	---	-------------------



- LEGEND**
- Approximate Soil Survey Backhoe Test Pit Location
 - Approximate Test Pit Location
 - Approximate Test Boring Location

NOTE:
Base plan provided by DeLuca - Hoffman Associates.

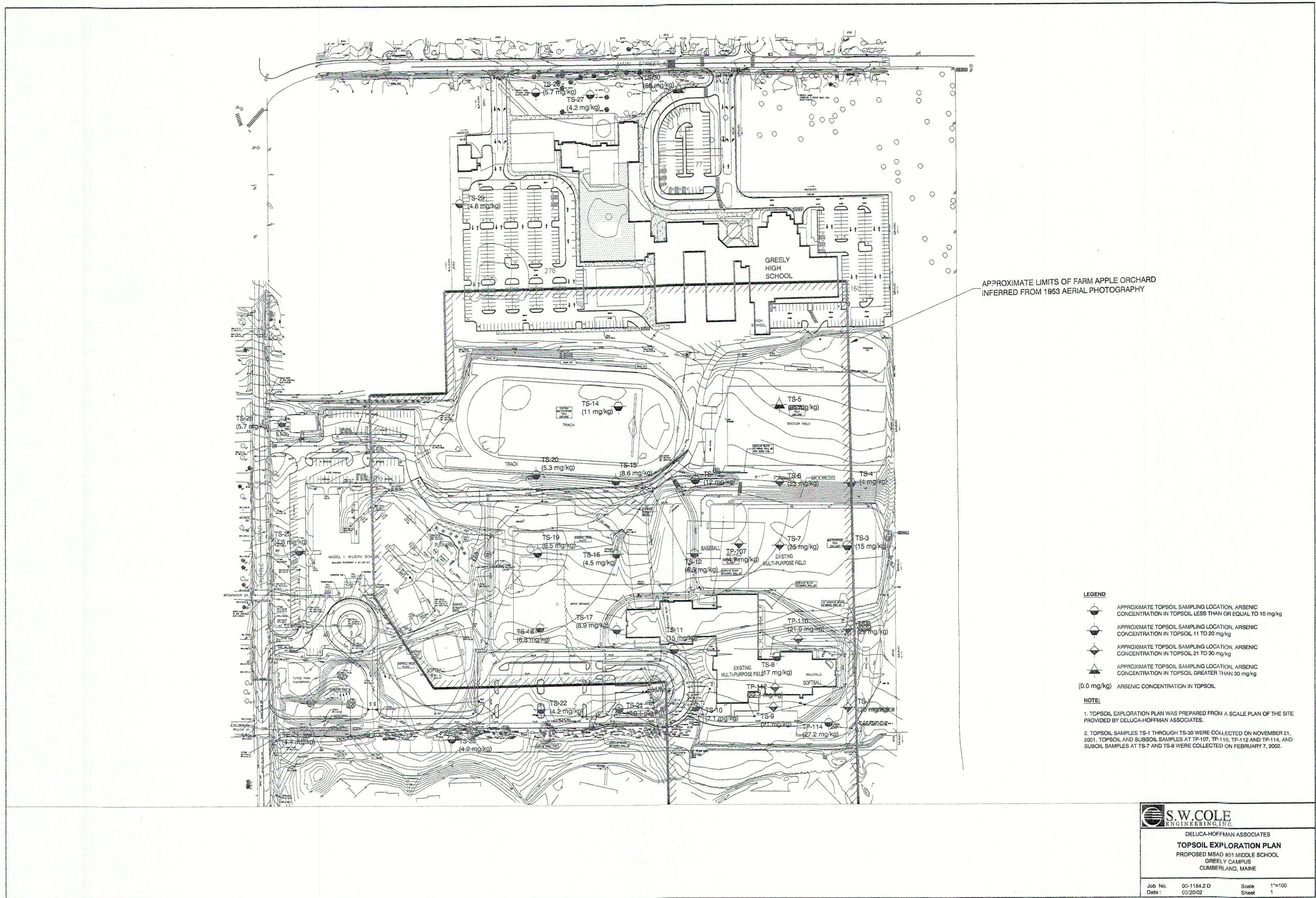
S.W. COLE
ENGINEERING

DELUCA - HOFFMAN ASSOCIATES
EXPLORATION LOCATION PLAN
Proposed MSAD #51 Middle School
Greely Campus
Cumberland, Maine

Job No. 00-1184.3 S
Date: 03/15/02

Scale: 1" = 100'
Sheet 1

F:\PROJECTS\2002000-1184.2.mxd 51.mxd 03/20/02 11:28:23 AM JAR, S.W. Cole Engineering, Inc. 1:1



P:\PROJECTS\2000\05-1184.2 msad 51 middle school\03\0302005-1842.dwg, SVC, SHEET 2, 03/20/02 11:39:06 AM, DAK, S.W. Cole Engineering, Inc., 1:1

