

T E R R I E N  
A R C H I T E C T S

Terrien Architects, Inc.  
4 Milk Street  
Portland, Maine 04101  
207 774-6016 Fax: 774-9128

# Addition to Prince Memorial Library Cumberland, Maine


Structural Consultant  
STRUCTURAL DESIGN CONSULTANTS  
145 NEWBURY STREET  
PORTLAND, MAINE 04101  
(207)-775-4354

Septic System Design  
SWEET ASSOCIATES  
155 GRAY ROAD  
FALMOUTH, MAINE 04105  
(207)-797-2110

T E R R I E N  
A R C H I T E C T S

Terrien Architects, Inc.  
4 Milk Street  
Portland, Maine 04101  
207 774-6016 Fax: 774-9128

ADDITION TO  
**PRINCE MEMORIAL LIBRARY**  
CUMBERLAND, MAINE



DATE: 8-8-95  
REVISIONS:

© 1995 Terrien Architects, Inc.

DRAWING NO.

**T 1.1**

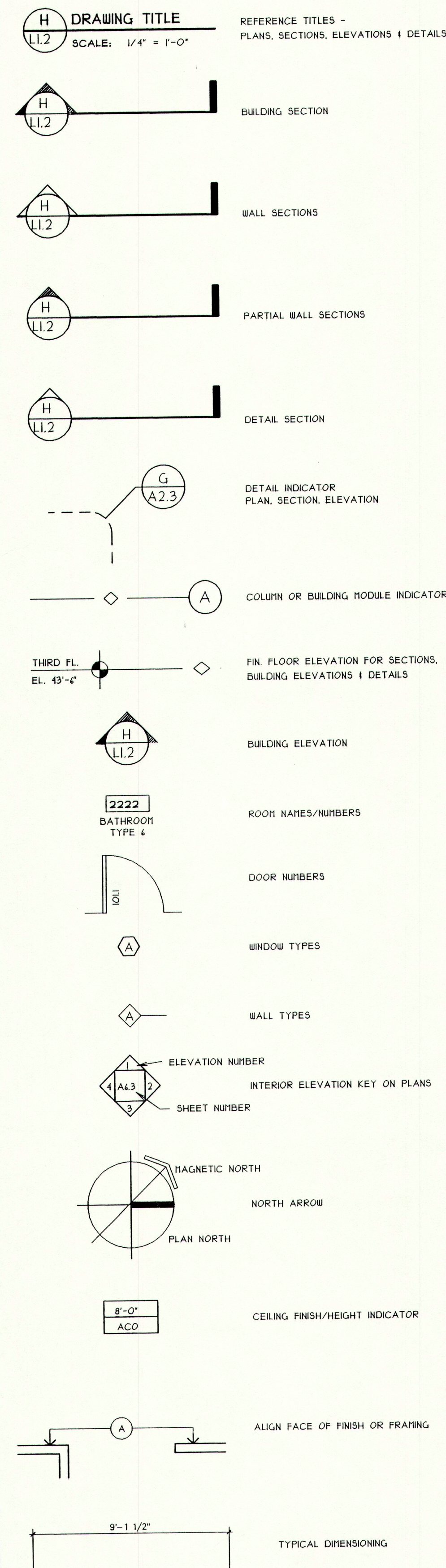
5027S01LCS



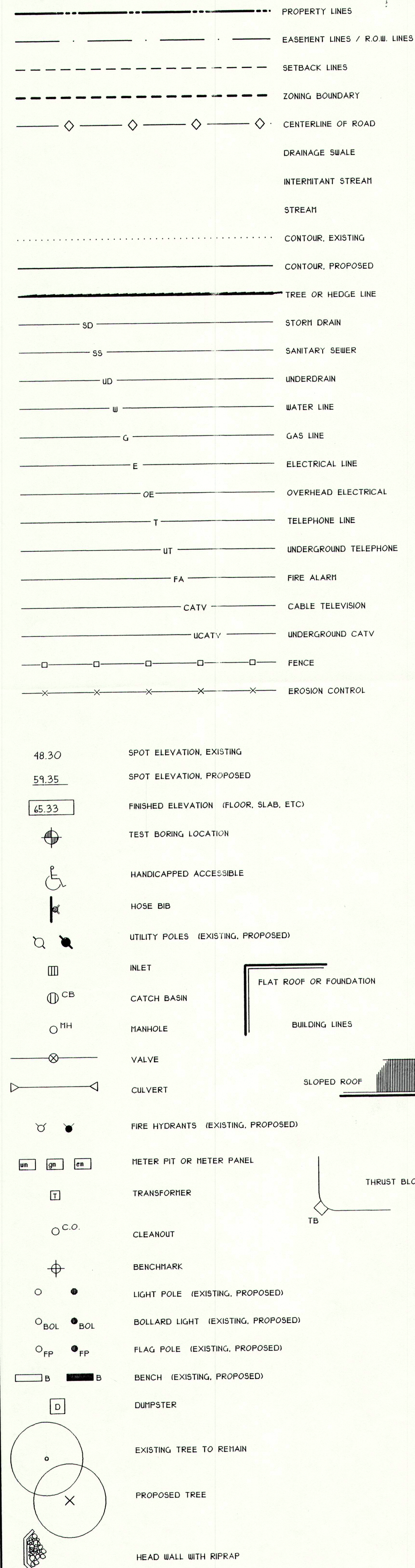
# STANDARD LIST OF ABBREVIATIONS

AND AT ANGLE CENTERLINE DIAMETER OR ROUND NUMBER OR ROUND SQUARE	ID. INLET INSUL. INT. INV.	INSIDE DIAMETER OR DIMENSION INLET INSULATION INTERIOR INVERT
AC. A.C.C.M.P.	JAN. JT.	JANITOR JOINT
ACR. ACROUSTICAL ACT. AD. ADJ. AFF. AGGR. ALUM. ALUMINUM APPROX. ARCH. ASB. ASPH.	KIT. LAIN. LAV. L.F. LIN. LKR. L.P. LT.	KITCHEN LARNATE LAVATORY LINEAR FEET LINEAR LOCKER LOW POINT LIGHT
BIB B.C. BD. BITUM. BLDG. BLK. BLKG. BN. BOT. B.O.W. B.S. B.W.	MATL. MATV MAX. MECH. MEHB. MET. MFR. MH. MHU MN. MNSG. MLW M.O. MON. MTD. MIL.	MATERIAL MASTER T.V. ANTENNA MAXIMUM MECHANICAL MEMBRANE METAL MANUFACTURER MANHOLE MEAN HIGH WATER MINIMUM MISCELLANEOUS MEAN LOW WATER MASONRY OPENING MONUMENT MOUNTED MELLON
CAB. CAL. C.A.L. CATV. C.B. CEH. CER. CER. C.F. C.I. CIR. C.J. CL. CLG. CLKG. CLOS. CLR. C.H.P. CHU. CNTR. C.O. COL. CONC. CONN. CONSTR. CONT. CORR. CPT. C/S C.T. CTR. CUB. C.Y.	NIC. NO. NOS. N.T.S. O.A. O.C. O.D. OFF. OH. OPNG. OPP. P.C.C. P.C.P. P.L. P.LAIN. PLAS. PLYMD. P.O.C. P.O.T. PR. PRCST. PT. P.T. PTD. PTN. P.V.C. P.V.C.V. Q.T.	NOT IN CONTRACT NUMBER NORMAL NOT TO SCALE OVERALL ON CENTER OUTSIDE DIAMETER OFFICE OVERHEAD OPENING OPPOSITE POINT OF COMPOUND CURVE POROUS CONCRETE PIPE PROPERTY LINE PLASTIC LARNATE PLASTER PLYWOOD POINT OF CURVATURE POINT OF TANGENCY PAIR PRE-CAST POINT PRESSURE TREATED PAINTED PARTITION POLYVINYL CHLORIDE PIPE PERFORATED P.V.C. QUARRY TILE
DBL. DEPT. D.F. DI. DIA. DIR. DN. D.O. DR. DS. DTL. DWG. DWR.	R. R.C.P. R.D. REF. REFR. REINF. REQD. RESL. REV. RGTR. RI. R.O. R.O.W. R.B.L.	RISER, RADIS REINFORCED CONCRETE PIPE ROOF DRAIN REFERENCE REFRIGERATOR REINFORCED REQUIRED RESULANT REVISION REGISTER ROOM ROUGH OPENING RIGHT OF WAY RAIN WATER LEADER
EA. E.A.P. E.F. E.J. EL. ELEC. ELEV. ENER. ENCL. E.P. EQ. EQPT. E.V. E.W. E.W.C. E.W.H. EXPO. EXP. EXT. EXT.	SAN. S.C. SCHED. SECT. S.F. SH. SHR. SHT. SIL. SPEC. SQ. S/S ST. STA. STD. STL. STOR. STR. SUSP. SYN. T.	SANITARY SOLID CORE SCHEDULE SECTION SQUARE FEET SHIELD SHOWER SHEET SINKRAL SPECIFICATION SQUARE STAINLESS STEEL STORM SEWER STATION STANDARD STEEL STORAGE STRUCTURAL SUSPENDED SQUARE YARDS SYNTHETICAL
F.A. F.D. FDN. F.E. F.E.C. F.F. F.G. F.H.C. FIN. FL. FLASH. FLUOR. F.O.C. F.O.F. F.O.F.R. F.O.S. F.O.W. FRFR. FT. FTG. FUR.	FIRE ALARM FLOOR DRAIN FOUNDATION FIRE EXTINGUISHER FIRE EXTINGUISHER CABINET FINISH FLOOR FINISH GRADE FIRE HOSE CABINET FINISH FLOOR FLASHING FLUORESCENT FACE OF CONCRETE FACE OF FINISH FACE OF FRAME FACE OF STUD FACE OF WALL FIREPROOF FOOT OR FEET FOOTING FURRING	SANITARY SOLID CORE SCHEDULE SECTION SQUARE FEET SHIELD SHOWER SHEET SINKRAL SPECIFICATION SQUARE STAINLESS STEEL STORM SEWER STATION STANDARD STEEL STORAGE STRUCTURAL SUSPENDED SQUARE YARDS SYNTHETICAL TREAD TANGENT TOP OF CURB TAPERED END TELEPHONE TERRAZZO TONGUE AND GROOVE TOP OF BRICK TOP OF PAVEMENT TOP OF STEEL TOP OF WALL TOP OF SLOPE TELEVISION TYPICAL UNDERDRAIN UNDERGROUND UNFINISHED UNLESS OTHERWISE NOTED URNAL U.S. GEOLOGICAL SURVEY
GA. GAL. GALV. GD. GND. G.R. G.V. GWB. GYP.	GAUGE GALLON GALVANIZED GRADE GLASS GROUND GUARD RAIL GAS VALVE GYPSUM WALL BOARD GYPSUM	VARIABLE, VARIABLE VARIABLE, VARIABLE VITRIFIED GLASS PIPE VITRIL COMPOSITION TILE VERTICAL VESTIBULE WITH WITHOUT WATER CLOSET WOOD WATER HEATER WATERPROOF WEIGHT WATER VALVE WELDED WIRE FABRIC
H.B. H.C. HDWD. HDWE. HGT. H.L. HORIZ. H.P. H.W. HWT. HYD.	HOSE BIB HOLLOW CORE HARDWOOD HARDWARE HEIGHT HOLLOW METAL HORIZONTAL HIGH POINT HEAD WALL HIGHWAY FIRE HYDRANT	WATER CLOSET WOOD WATER HEATER WATERPROOF WEIGHT WATER VALVE WELDED WIRE FABRIC


# STANDARD ARCHITECTURAL GRAPHIC SYMBOLS



# LANDSCAPE ARCHITECTURE - GRAPHICS




# MATERIAL INDICATIONS - SECTIONS



# DRAWING LIST

TU	PROJECT TITLE
A01	STANDARDS AND ABBREVIATIONS / DRAWING LIST
	SITE
LI1	SITE PLAN / SITE LOCATION PLAN
LI2	SITE SEPTIC DESIGN / HHE-200
	ARCHITECTURAL
DI1	DEMOLITION PLAN
AI1	FLOOR PLAN - NEW
AI2	REFLECTED CEILING PLAN
AI3	ROOF PLAN
AI4	FURNITURE PLAN
A21	BUILDING ELEVATIONS
AI1	FINISH & DOOR SCHEDULES / INTERIOR ELEVATIONS / DETAILS
AI1	BUILDING / WALL SECTIONS
AI2	BUILDING / WALL SECTIONS
AI3	BUILDING / WALL SECTIONS
AI4	BUILDING / WALL SECTIONS
	STRUCTURAL
SI1	FOUNDATION PLAN AND DETAILS
SI2	ROOF FRAMING PLAN AND DETAILS

# ADDITION TO PRINCE MEMORIAL LIBRARY CUMBERLAND, MAINE



DATE: 8-8-95  
REVISIONS:

© 1995 Terrien Architects, Inc.

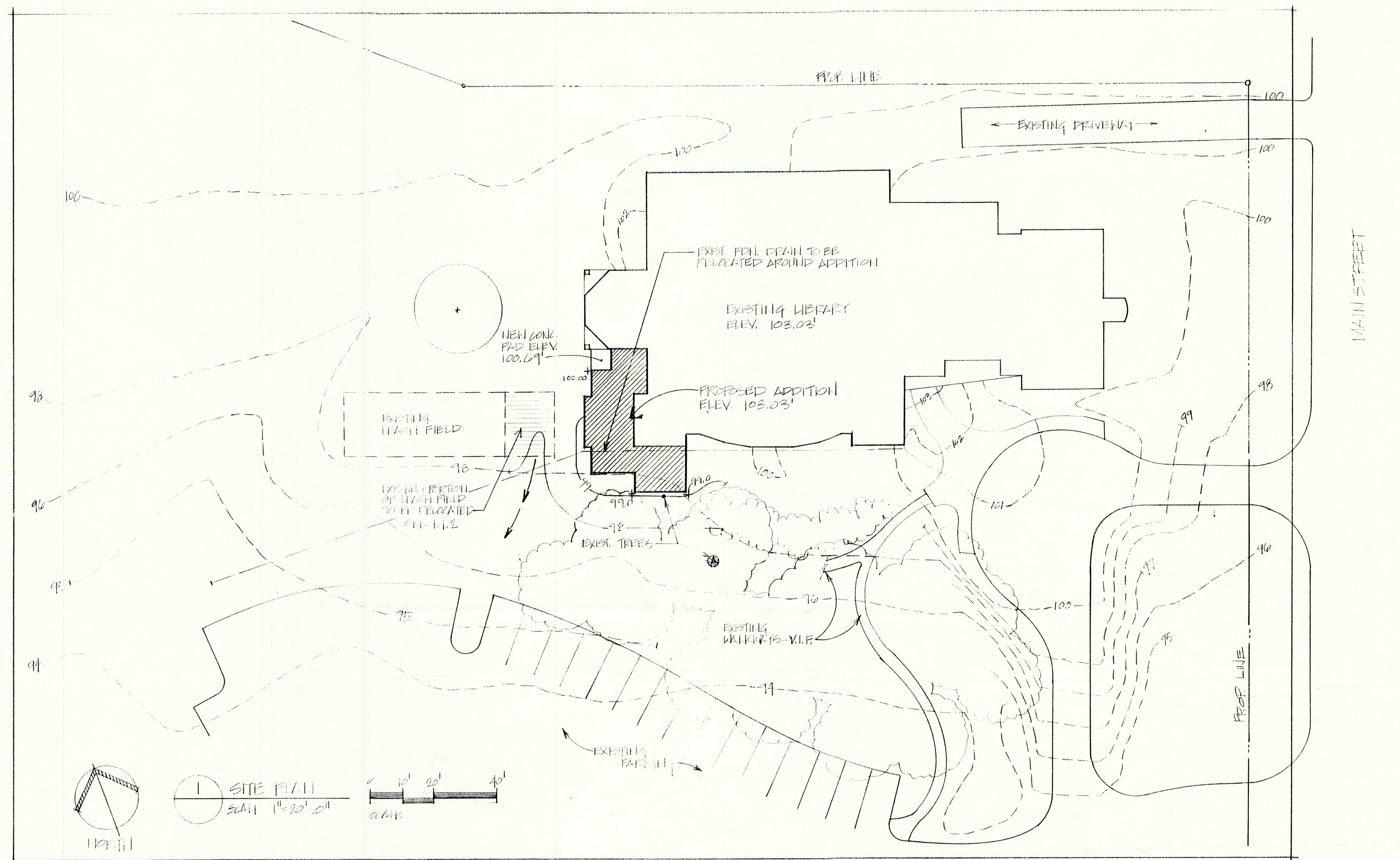
DRAWING NO.

**A0.1**

5002TS02.DCS

**TERRIEN  
ARCHITECTS**  
Terrien Architects, Inc.  
4 Milk Street  
Portland, Maine 04101  
207 774-6016 Fax: 774-9128

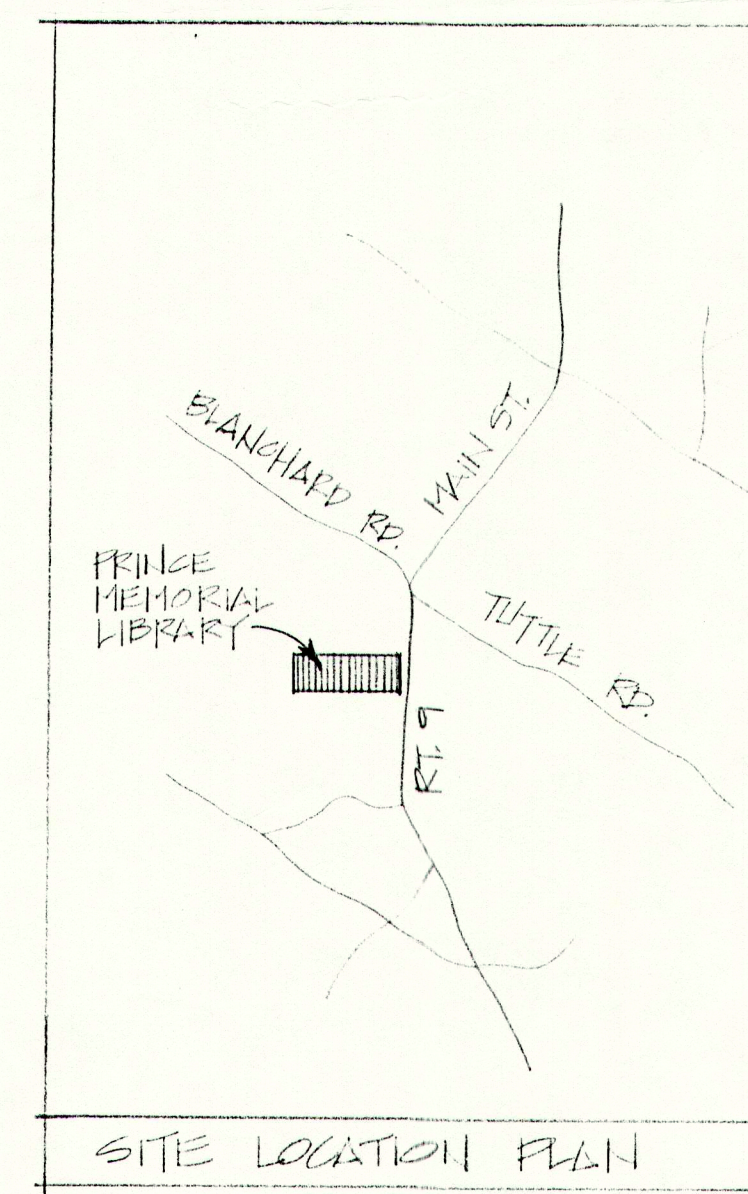




10. TO ASSURE THAT NO EROSION FROM CONSTRUCTION LEAVES THE SITE, PROVIDE A SMALL SECTION OF SITUATION FENCE IN THE SWALE AS IT CROSSES THE WEST END OF THE SOUTHERLY PROPERTY LINE. AT THE END OF CONSTRUCTION REMOVE THE FENCE AND ANY SILT BUILD-UP AND RETURN THE SWALE TO ITS ORIGINAL CONDITION AND CONFIGURATION.
11. THE EXISTING LEACH FIELD LOCATION SHOWN IS SCHEMATIC - REFER TO SHEET L1.2 FOR MORE ACCURATE LOCATION AND ORIENTATION. ANY ACTUAL FIELD CONDITIONS WHICH MAY COMPROMISE THE PROPOSED MODIFICATIONS SHALL BE BROUGHT TO THE ATTENTION OF THE ARCH. PRIOR TO CONSTR.

#### NOTES:


1. RECORD CENTER OF PROPERTY IS TOWN OF CUMBERLAND, ME.
2. SITE PLAN BASED ON INFORMATION ON SHEET L1 OF TERRIEN ARCHITECTS PLAN # 86019, 9-8-86. (SITE TOPOGRAPHIC SURVEY INFO ORIGINALLY PREPARED BY OWEN HASKELL, INC. - SOUTH PORTLAND, ME.)
3. PROVIDE POSITIVE DRAINAGE AWAY FROM ADDITION.
4. PROVIDE PERMITTING OF EXISTING ROOF & FDN. DRAIN AROUND SOUTH SIDE OF NEW ADDITION. THE NEW FDN. FOOTING DRAINS INTO EXIST. LINE TO DAYLIGHT.
5. VERIFY ALL EXISTING GRADES AND RELATIONSHIPS TO FOUNDATION WALLS. COORDINATE ACTUAL FINAL GRADE ELEVATIONS WITH ARCHITECT AFTER ACTUAL CONDITIONS ARE VERIFIED. THE SITE GRADING AND LEACH FIELD EXTENTS SHOWN ABOVE ARE CONCEPTUAL AND SCHEMATIC AND SHALL BE CONFIRMED FOR FEASIBILITY PRIOR TO CONSTRUCTION. - SEE ALSO L1.2.
6. LOAM AND SEED ALL DISTURBED AREAS AFTER FINAL GRADING.
7. CONTINUOUS PEA STONE DRIP EDGE SHALL EXTEND ALONG PERIMETER OF NEW STRUCTURE.
8. SEE L1.2 FOR SEPTIC SYSTEM MODIFICATIONS (TO EXIST. SYSTEM).
9. TAKE EXCEPTIONAL CARE IN EARTHWORK REQUIRED NEAR EXISTING LARGE BLACK WALNUT TREE NEAR SOUTHEAST CORNER OF NEW ADDITION. MINIMIZE GRADING & CONSTRUCTION OPERATIONS NEAR THIS TREE AND THE AREA INSIDE ITS DRIPLINE. PROVIDE MAXIMUM PROTECTION OF THIS TREE DURING CONSTRUCTION.



SITE PLAN

TERRIEN  
ARCHITECTS  
Terrien Architects, Inc.  
4 Milk Street  
Portland, Maine 04101  
207 774-6016 Fax: 774-9128

## ADDITION TO PRINCE MEMORIAL LIBRARY CUMBERLAND, MAINE



DATE: 8-8-95  
REVISIONS:

© 1995 Terrien Architects, Inc.

DRAWING NO.

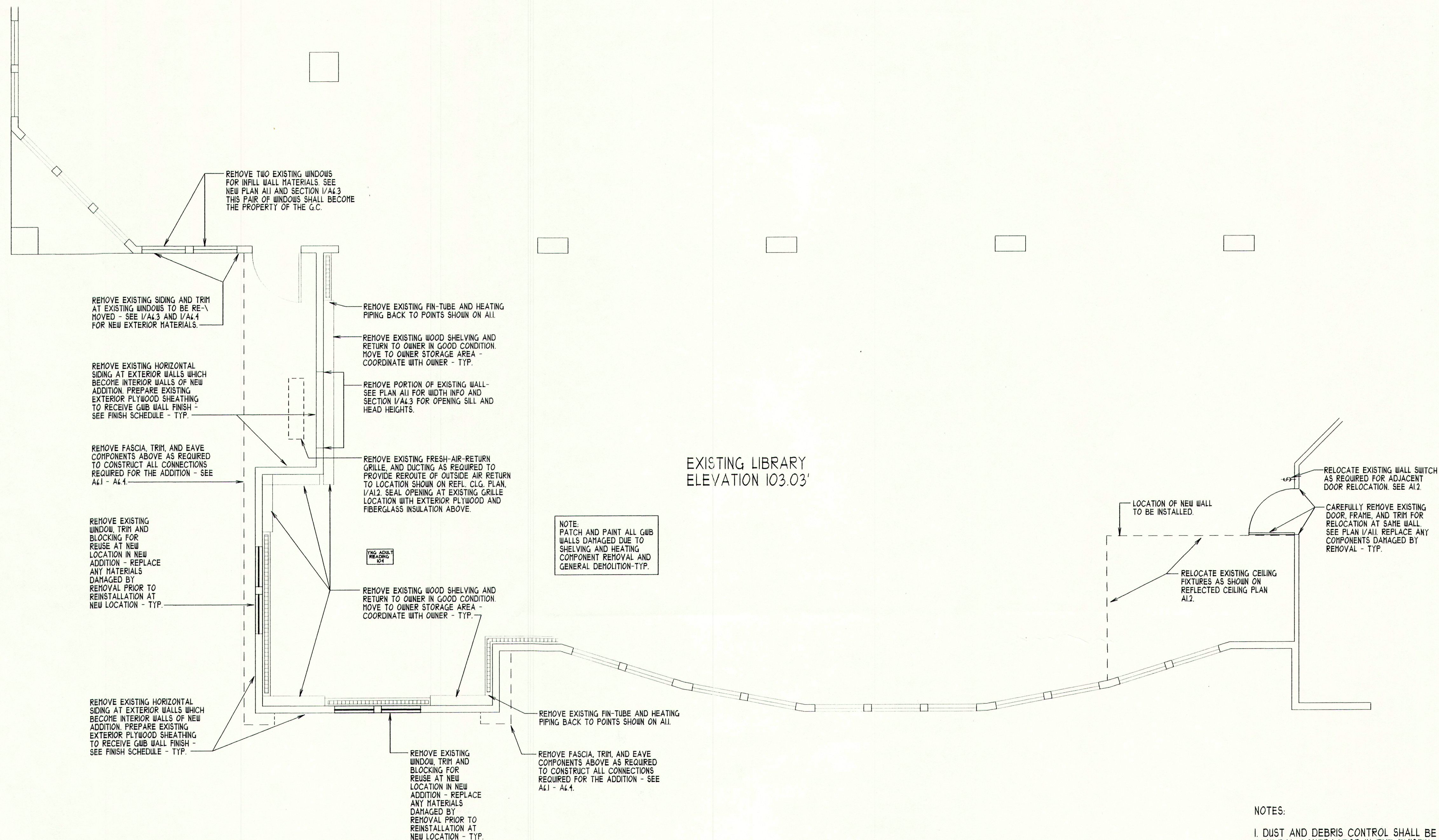
L1.1

50025101.DCS










EXISTING LIBRARY  
ELEVATION 103.03'

1 FIRST FLOOR PLAN - DEMOLITION  
SCALE: 1/4"=1'-0"

- NOTES:
1. DUST AND DEBRIS CONTROL SHALL BE MAINTAINED AT A HIGH LEVEL BY THE GENERAL CONTRACTOR IN THE EXISTING LIBRARY. SEQUENCING OF DEMOLITION AND CONSTRUCTION OPERATIONS SHALL BE PLANNED TO MINIMIZE DISTURBANCE TO EXISTING FACILITIES AND ON-GOING OPERATION OF THE LIBRARY DURING CONSTRUCTION.
  2. THE G.C. SHALL PROVIDE WEATHER-TIGHT CLOSURES OF ANY OPENINGS IN EXTERIOR WALLS AND/OR ROOFS DURING DEMOLITION AND CONSTRUCTION.
  3. NOISE SHALL BE KEPT TO A MINIMUM DURING DEMOLITION AND CONSTRUCTION.
  4. FOUL LANGUAGE AND DISRUPTIVE BEHAVIOUR ON THE PART OF THE GENERAL CONTRACTOR OR HIS/HER SUBCONTRACTORS OR EMPLOYEES WILL NOT BE TOLERATED BY THE OWNER.

ADDITION TO  
**PRINCE MEMORIAL LIBRARY**  
CUMBERLAND, MAINE



DATE: 8-8-95  
SUBMITTAL:

© 1995 Terrien Architects, Inc.

DRAWING NO.

**D1.1**

DEMOLITION PLAN

TERRIEN  
ARCHITECTS  
Terrien Architects, Inc.  
4 Milk Street  
Portland, Maine 04101  
207 774-6016 Fax: 774-8128




**Terrien Architects, Inc.**  
4 Milk Street  
Portland, Maine 04101  
207 774-6016 Fax: 774-9128

A circular professional seal for Robert E. Howe. The outer ring contains the text "REGISTERED ARCHITECT" at the top and "STATE OF MAINE" at the bottom, separated by two small stars. The center of the seal contains the name "ROBERT E. HOWE" and the number "No. 1241".

© 1995 Terrien Architects, Inc.

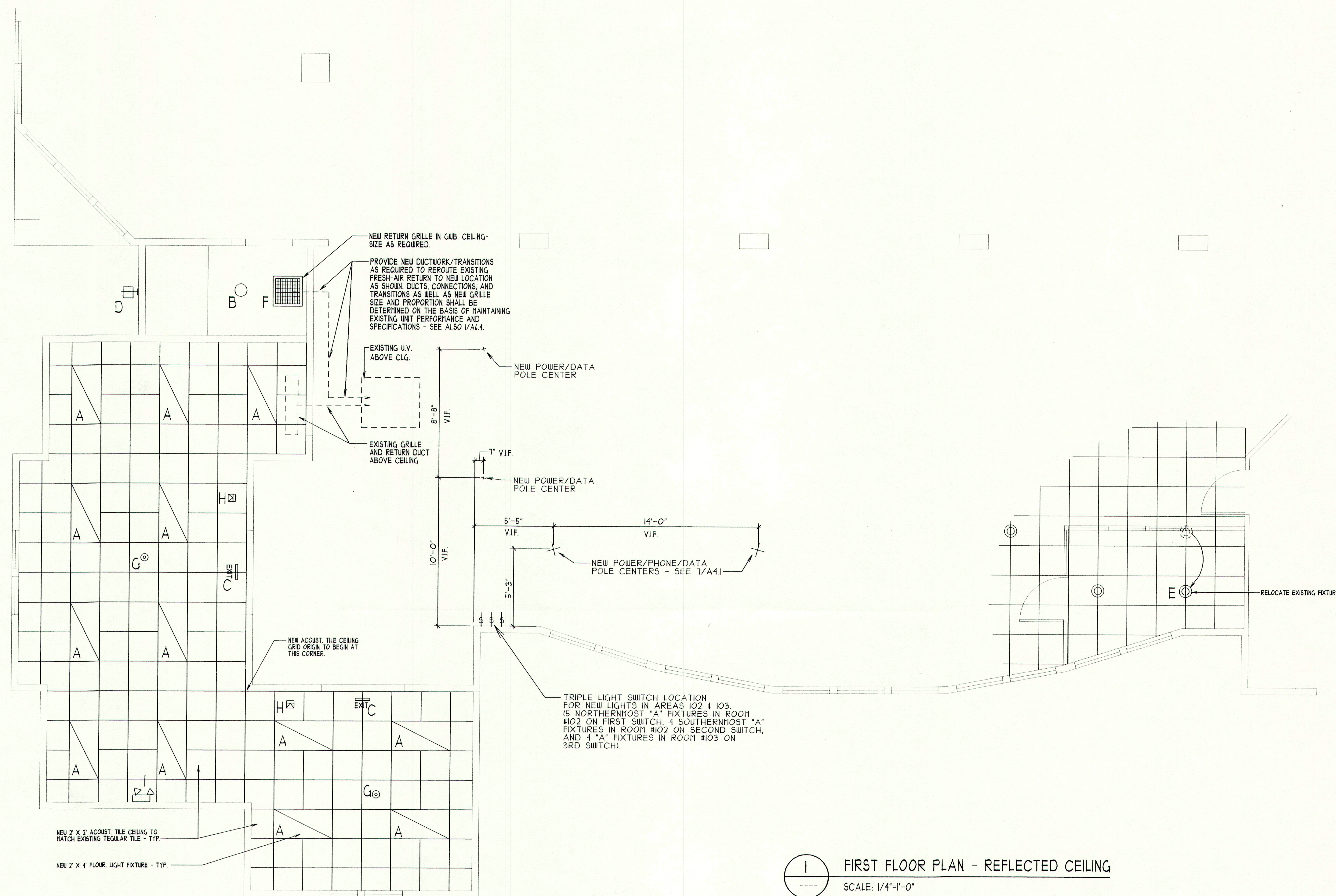
## A1.1



1. DO NOT SCALE THE DRAWINGS. FOR DIMENSIONAL INFORMATION AND/OR CLARIFICATION CONTACT THE ARCHITECT.
2. DIMENSIONS SHOWN ARE TO AND FROM FACE OF STUD UNLESS NOTED OTHERWISE.
3. RELOCATE EXISTING ELECTRICAL / PHONE/ ALARM OUTLETS AND COMPONENTS AS REQUIRED TO COMPLETE DEMOLITION AND NEW CONSTRUCTION AS SHOWN. COORDINATE WITH ARCHITECT ANY RELOCATIONS REQUIRED BUT NOT INDICATED ON DRAWINGS.
4. NOTIFY ARCHITECT OF ANY CONDITIONS NOT SHOWN OR NOTED ON DRAWINGS WHICH MAY REQUIRE ALTERNATIVE INSTRUCTIONS OR DIRECTIVES TO COMPLETE THE WORK AS SHOWN.
5. PROVIDE ANY ADDITIONAL CONTROLS, PUMPS, METERS, VALVES OR OTHER COMPONENTS REQUIRED TO BE INSTALLED TO THE EXISTING HEATING SYSTEM TO THE PERIMETER OF THE NEW ADDITION AS SHOWN.

FLOOR PLAN





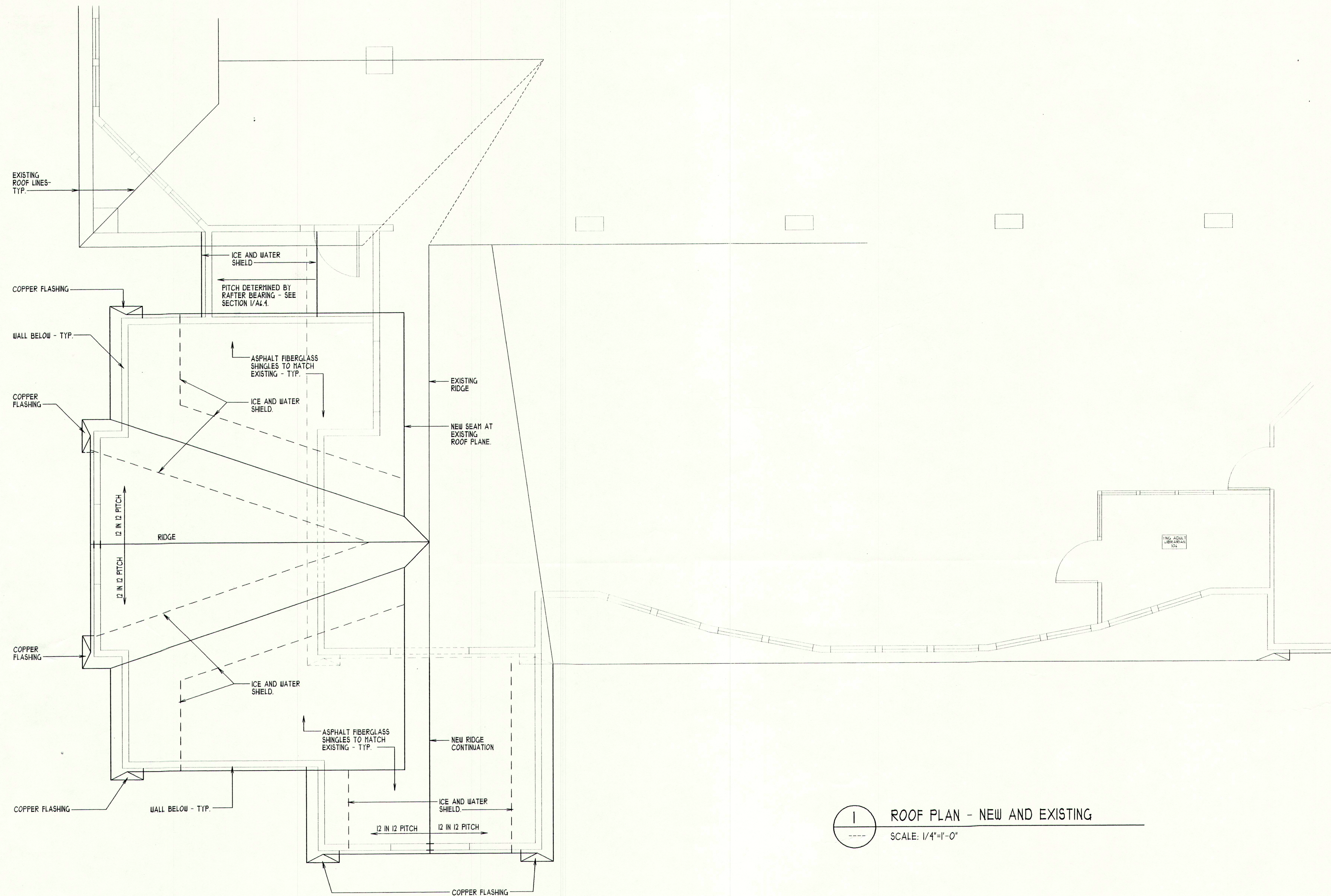
1 FIRST FLOOR PLAN - REFLECTED CEILING  
SCALE: 1/4"=1'-0"

FIXTURE LEGEND			
	2' x 4' FLUORESCENT LIGHT FIXTURE WITH PARABOLIC GRID LENS TO MATCH EXISTING.		NEW MECHANICAL GRILLE FROM RELOCATED OUTSIDE AIR DUCT - SIZE AS REQUIRED.
	RECESSED FLOOR DOWNLIGHT.		NEW CEILING-MOUNTED SMOKE ALARM CONNECT TO EXISTING FIRE ALARM SYSTEM.
	FLOOR-LIGHTED CEILING-MOUNTED EXIT SIGN ON CONTINUOUSLY POWERED EMERGENCY CIRCUIT.		NEW CEILING-MOUNTED STROBE / HORN FIRE ALARM TIE INTO EXISTING FIRE ALARM SYSTEM.
	EXTERIOR WALL MOUNTED LIGHT FIXTURE WITH PHOTOCELL - COORDINATE APPROPRIATE PHOTOCELL LOCATION WITH OWNER/ARCHITECT.		NEW WALL-MOUNTED EMERGENCY LIGHT FIXTURE WITH SEPARATE POWER SOURCE.
	EXISTING PENDANT FIXTURE TO BE RELOCATED.		

- GENERAL NOTES**
- ELECTRICAL REQUIREMENTS SHOWN ARE SCHEMATIC AND SHALL BE VERIFIED IN THE FIELD FOR FEASIBILITY.
  - VERIFY CAPACITY OF EXISTING ELECTRICAL PANELS FOR ACCOMMODATION OF NEW CIRCUITS REQUIRED. NOTIFY ARCHITECT OF ANY CONDITIONS WHICH WILL HINDER OR NOT ALLOW THE PROPER INSTALLATION OR MODIFICATION OF NEW AND EXISTING ELECTRICAL WORK IN ACCORDANCE WITH CURRENT GOVERNING ELECTRICAL CODES AND ORDINANCES.
  - PROVIDE ADDITIONAL CIRCUITS AS REQUIRED TO ACCOMMODATE NEW LIGHTING AND POWER REQUIREMENTS.
  - SEE FURNITURE PLAN A14 FOR ADDITIONAL ELECTRICAL AND PHONE/DATA REQUIREMENTS.
  - CONTRACTOR SHALL BE RESPONSIBLE FOR ALL MECHANICAL/ELECTRICAL/PLUMBING DESIGN AS REQUIRED TO PROPERLY CONFIGURE ALL NEW AND MODIFIED FACILITIES FOR THE COMPLETION OF THIS PROJECT.


REFLECTED CEILING PLAN





1 ROOF PLAN - NEW AND EXISTING  
SCALE: 1/4"=1'-0"

ADDITION TO  
**PRINCE MEMORIAL LIBRARY**  
CUMBERLAND, MAINE



DATE: 8-8-95  
SUBMITTAL:

© 1995 Terrien Architects, Inc.

DRAWING NO.

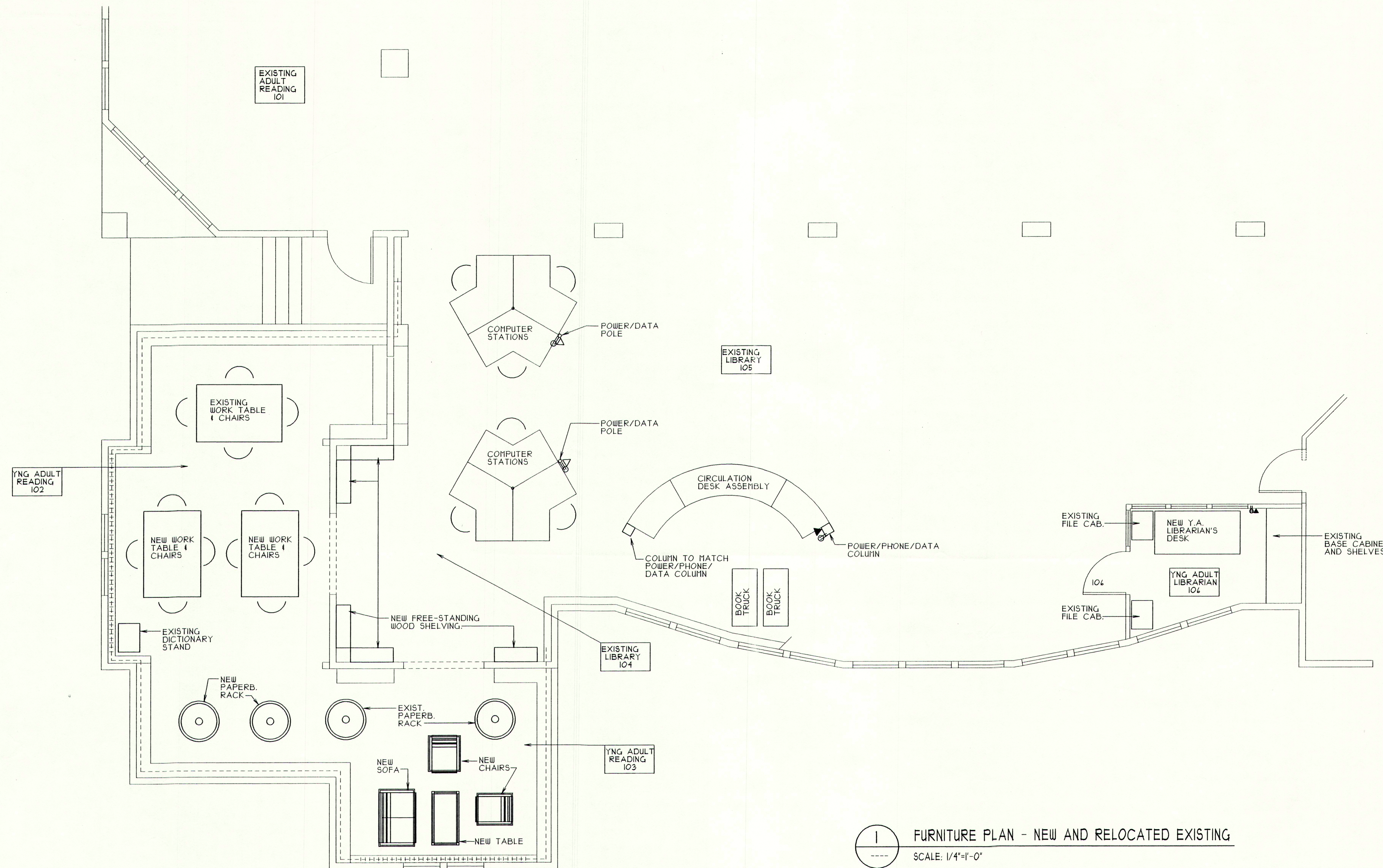
**A1.3**

ROOF PLAN

5002PR01.DCS

TERRIEN  
ARCHITECTS  
Terrien Architects, Inc.  
4 Milk Street  
Portland, Maine 04101  
207 774-6016 Fax: 774-9128





1 FURNITURE PLAN - NEW AND RELOCATED EXISTING  
SCALE: 1/4"=1'-0"

SYMBOL LEGEND


- ⬢—DUPLEX ELECTRICAL OUTLET MTD. AT 12" A.F.F.
- ▲—1 TELEPHONE AND 1 DATA LINE COMBINATION JACK (12" +/- A.F.F.)
- △—1 DATA LINE JACK - (12" +/- A.F.F.)

GENERAL NOTES

1. THE FURNITURE SHOWN LABELED HERE SHALL BE OWNER-PROVIDED AND INSTALLED. THIS PLAN SHALL BE USED AS ADDITIONAL REFERENCE FOR COORDINATION OF ELECTRICAL POWER AND LIGHTING REQUIREMENTS.
2. POWER TO COMPUTER WORKSTATION GROUPS SHALL PROVIDE FOR (3) PIECES OF POWERED EQUIPMENT AT EACH WORKSPACE. (NINE PER TRIPLET STATION.)
3. POWER FOR THE NEW YOUNG-ADULT CIRCULATION DESK SHALL ACCOMMODATE UP TO (6) PIECES OF POWERED EQUIPMENT.
4. THE NEW TELEPHONE LINE AT THE NEW YOUNG-ADULT CIRCULATION DESK SHALL BE AN EXTENSION LINE OF THE EXISTING SYSTEM. THE DATA LINE SHALL BE A NEW DEDICATED PHONE LINE FOR COMPUTER CONNECTION. ALSO PROVIDE AN ADDITIONAL DATA JACK WHICH CONNECTS TO THE NEW DATA JACKS AT THE COMPUTER WORKSTATION DATA JACKS. (THIS PROVISION IS FOR FUTURE NETWORKING OF THE COMPUTERS). THE DATA JACKS SHALL BE FULLY WIRED FOR THIS PROJECT.

POWER / PHONE / FURNITURE PLAN

ADDITION TO  
**PRINCE MEMORIAL LIBRARY**  
CUMBERLAND, MAINE



DATE: 8-8-95  
SUBMITTAL:

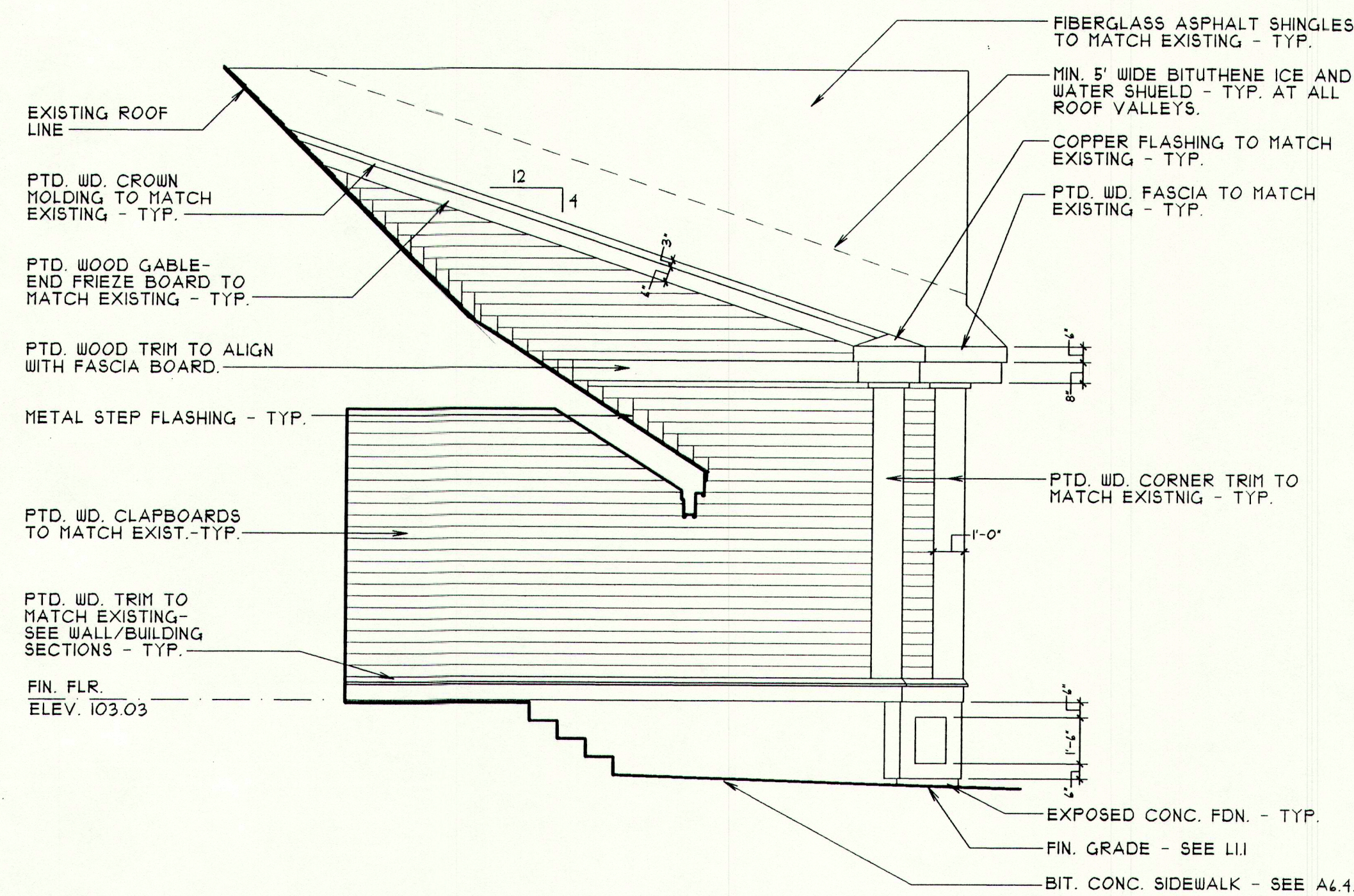
© 1995 Terrien Architects, Inc.

DRAWING NO.

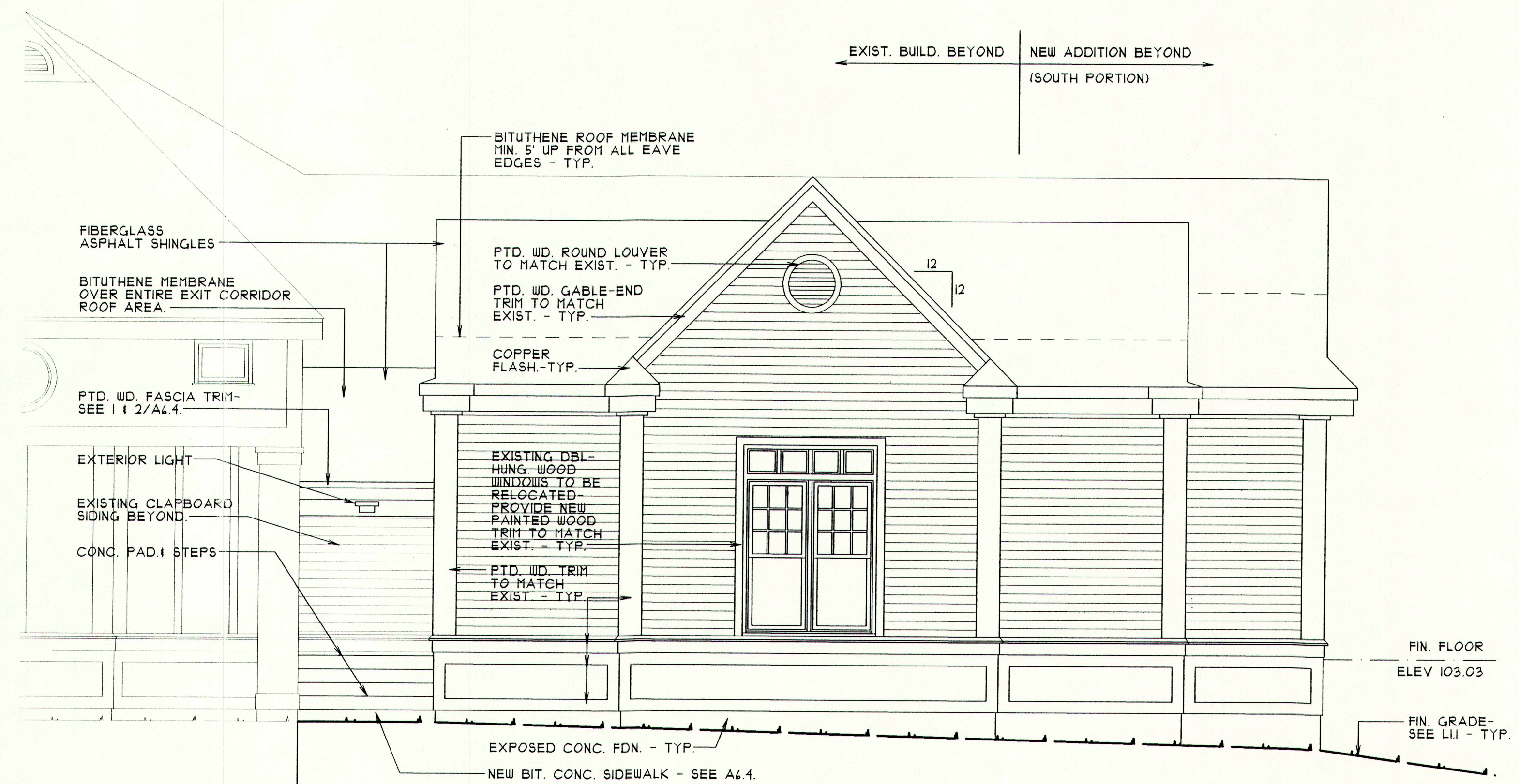
**A1.4**

TERRIEN  
ARCHITECTS  
Terrien Architects, Inc.  
4 Milk Street  
Portland, Maine 04101  
207 774-6016 Fax: 774-9128

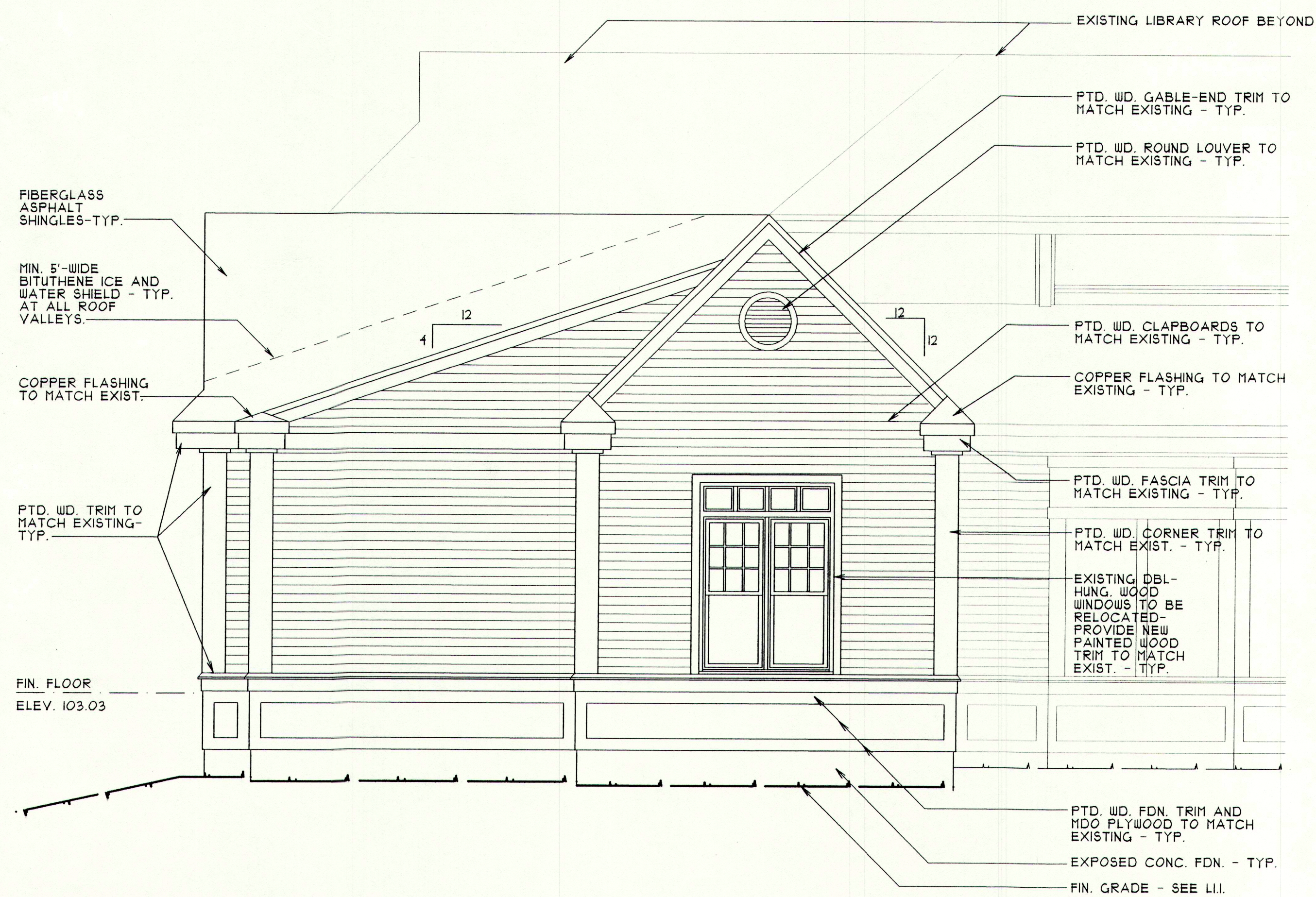




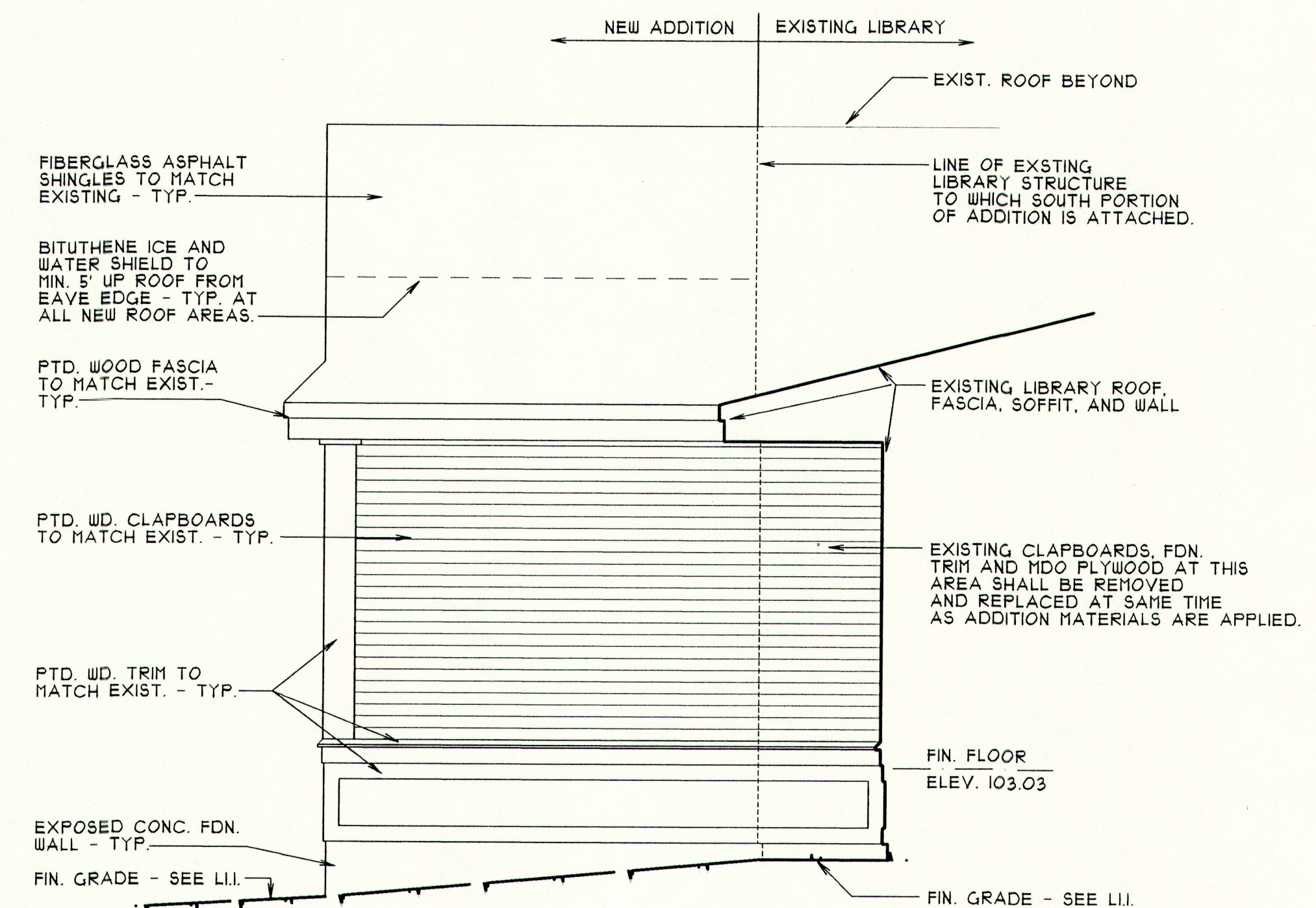
1 BUILDING ELEVATION - NORTH  
ALL SCALE: 1/4"=1'-0"



2 BUILDING ELEVATION - WEST  
ALL SCALE: 1/4"=1'-0"




3 BUILDING ELEVATION - SOUTH  
ALL SCALE: 1/4"=1'-0"



4 BUILDING ELEVATION - EAST  
ALL SCALE: 1/4"=1'-0"

ADDITION TO  
**PRINCE MEMORIAL LIBRARY**  
CUMBERLAND, MAINE



DATE: 8-8-95  
SUBMITTAL:

© 1995 Terrien Architects, Inc.

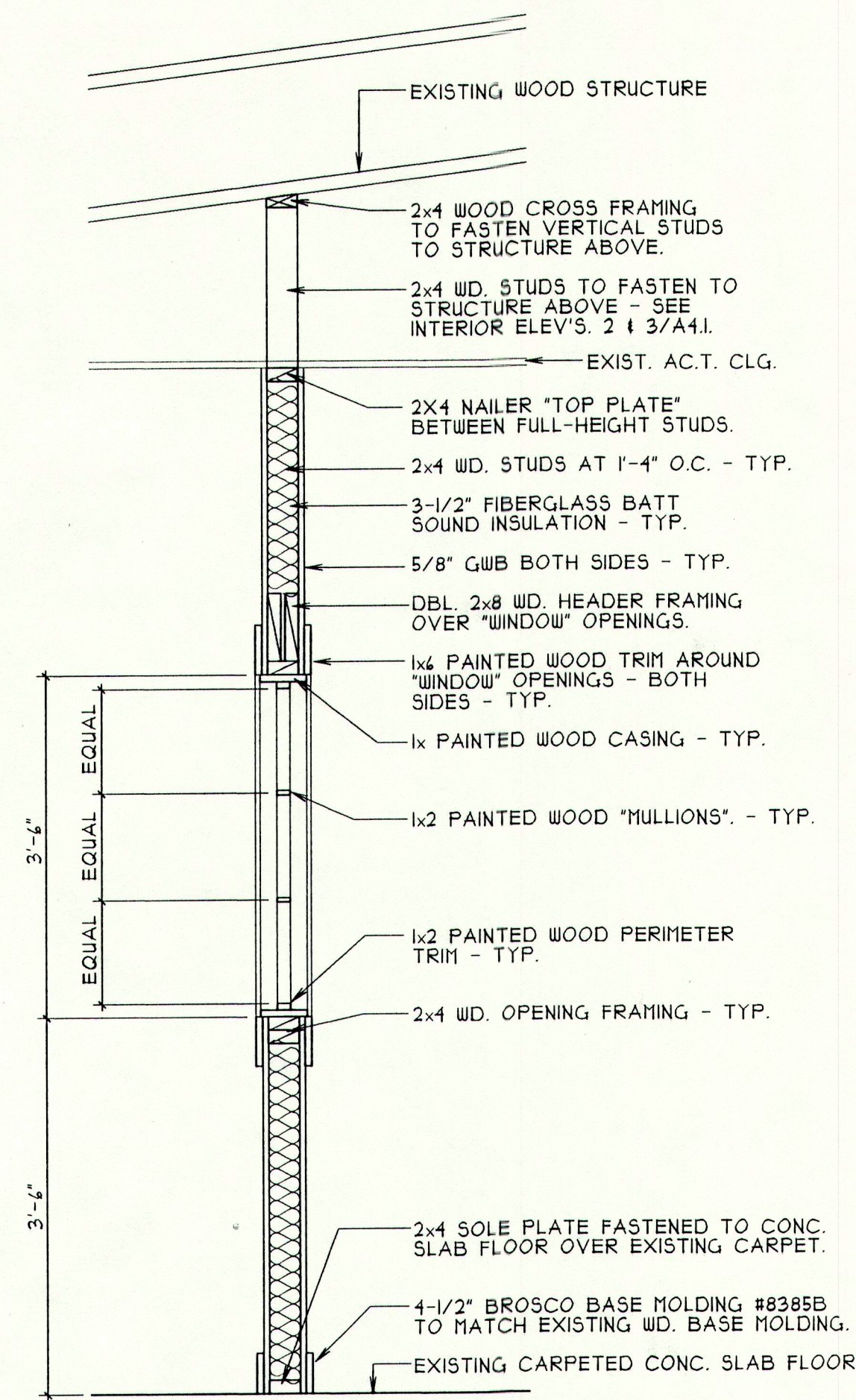
DRAWING NO.

**A2.1**

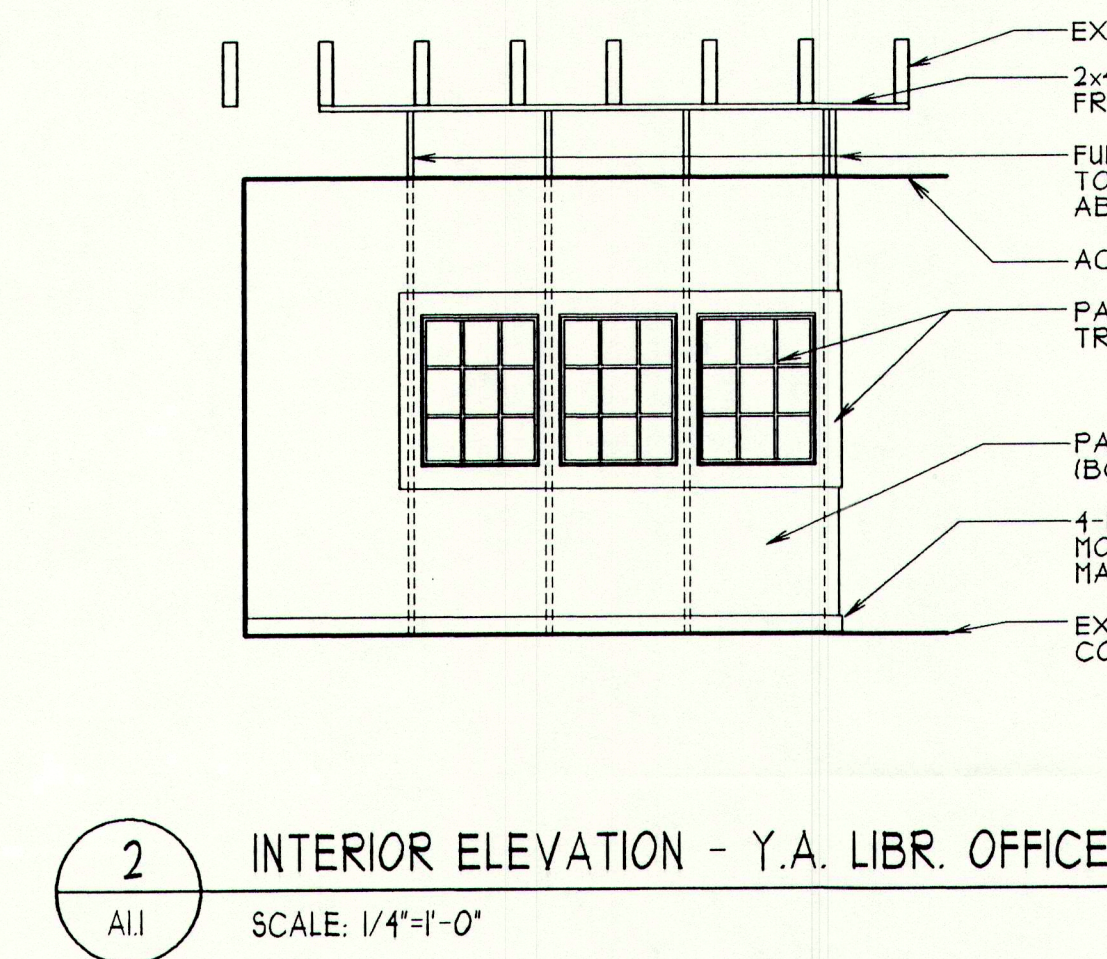
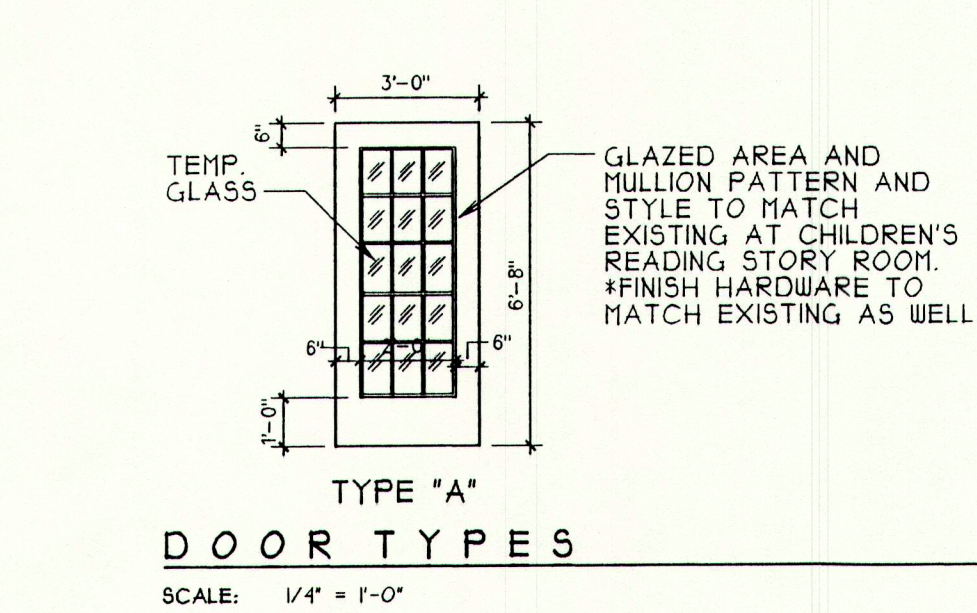
ELEVATIONS

5002E01.DCS

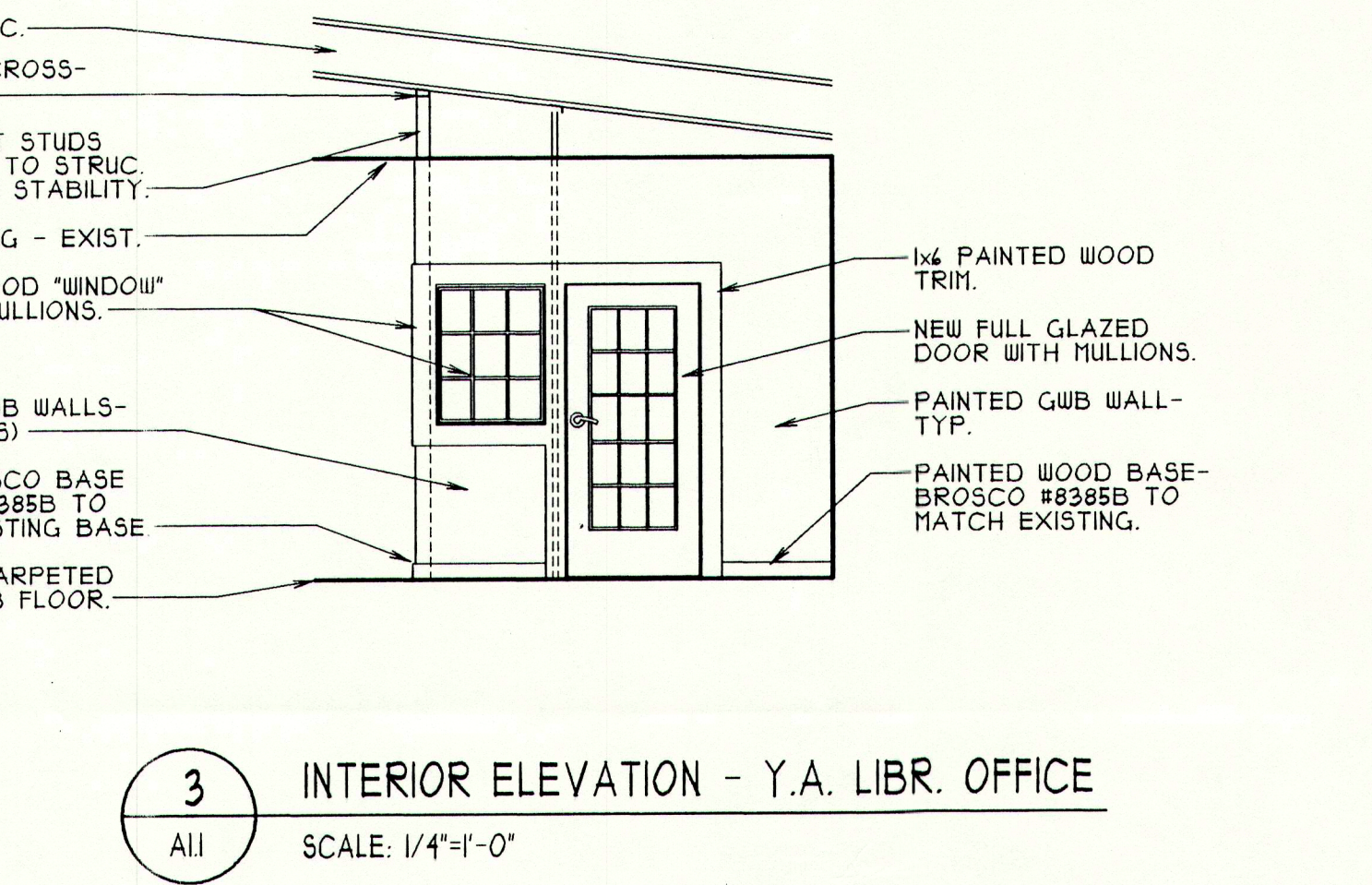
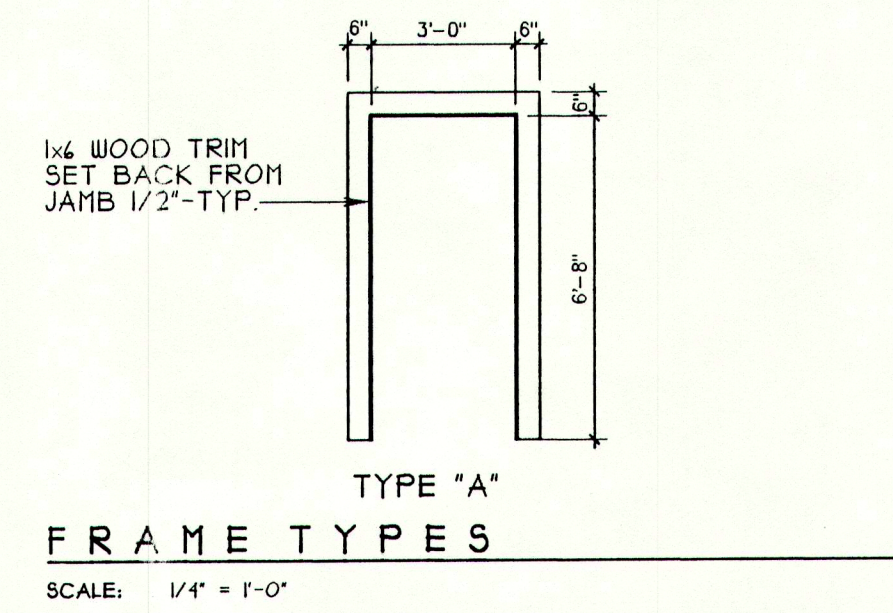




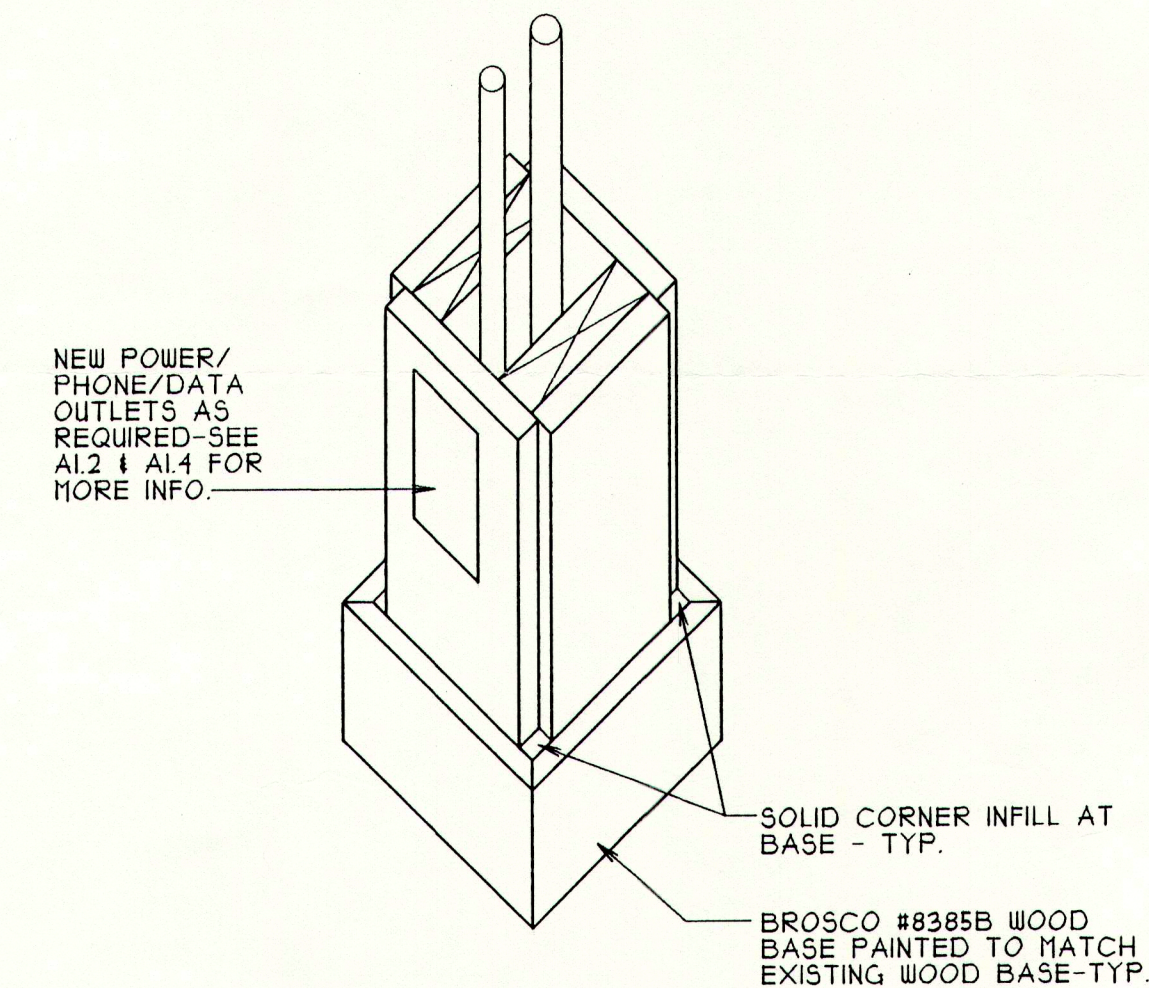
1 SECTION AT YOUNG ADULT LIBRARIAN OFFICE  
SCALE: 3/4"=1'-0"



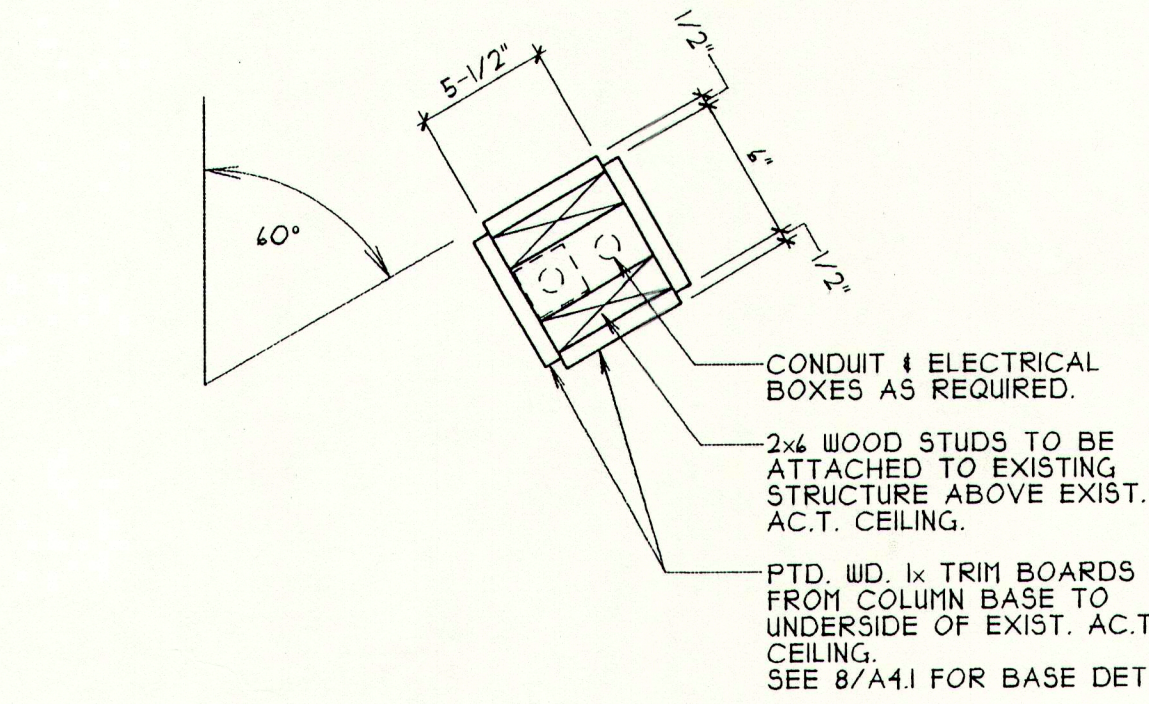
2 INTERIOR ELEVATION - Y.A. LIBR. OFFICE  
SCALE: 1/4"=1'-0"



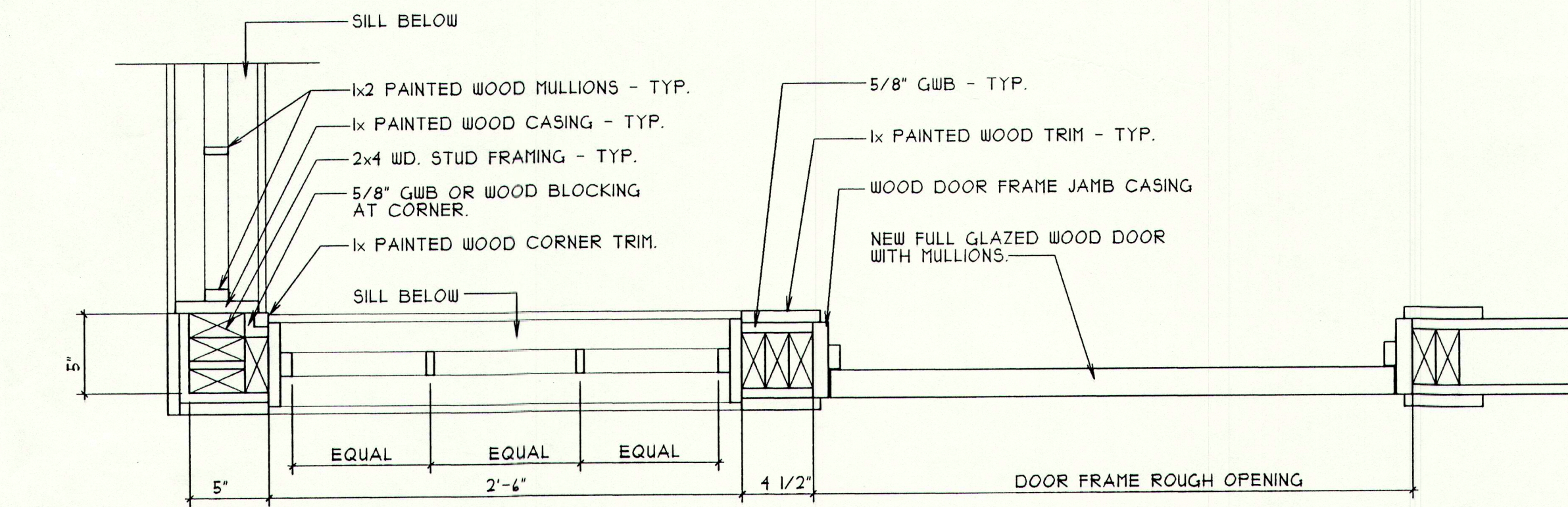
3 INTERIOR ELEVATION - Y.A. LIBR. OFFICE  
SCALE: 1/4"=1'-0"



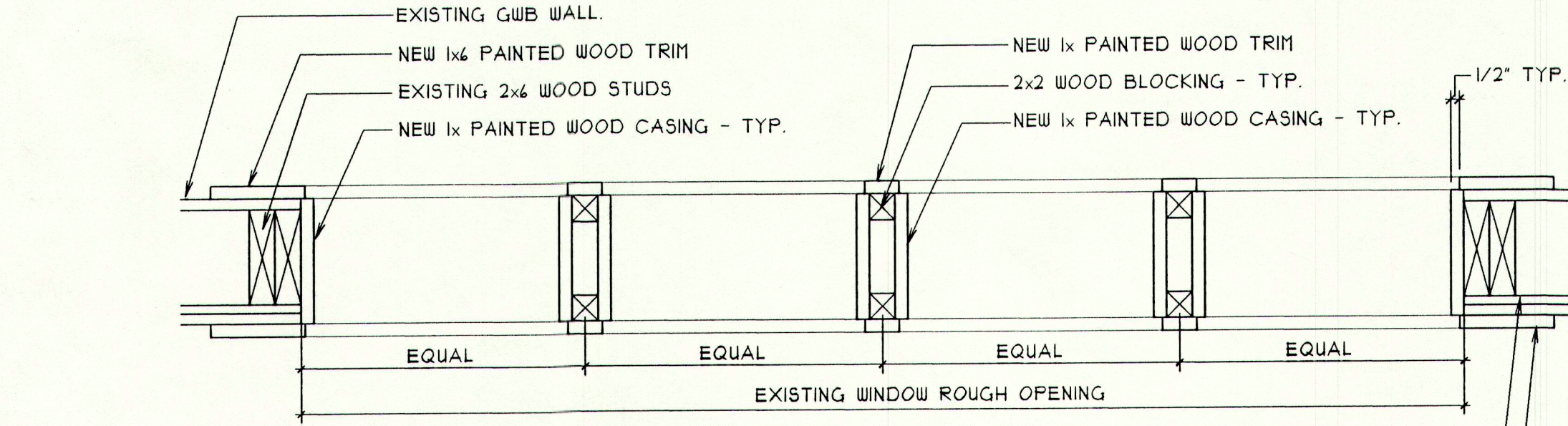
8 COLUMN AXON DETAIL AT NEW CIRC. DESK  
SCALE: 1-1/2"=1'-0"



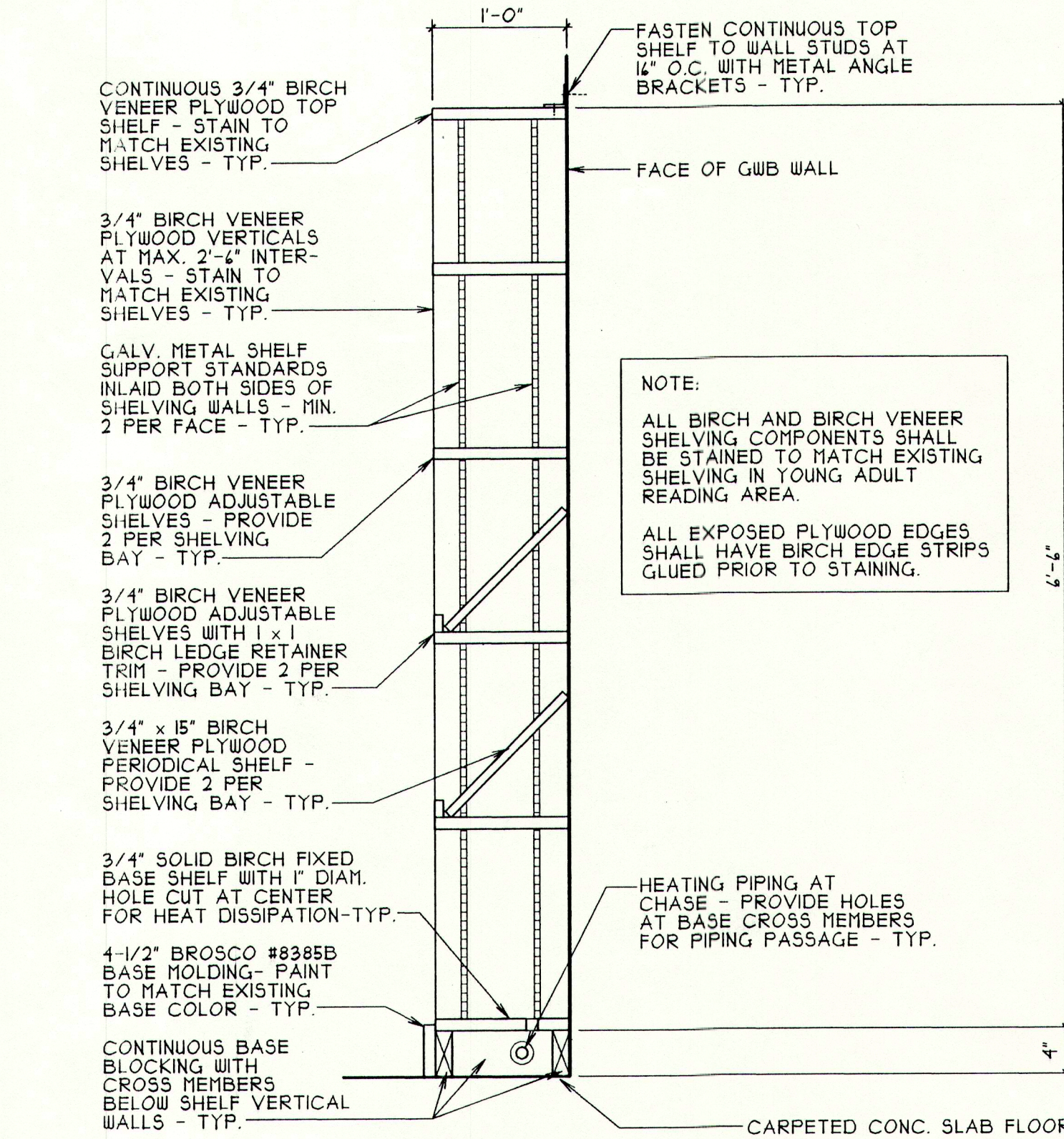
7 COLUMN PLAN DETAIL AT NEW CIRC. DESK  
SCALE: 1-1/2"=1'-0"



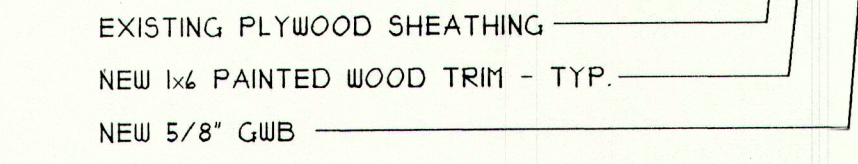
4 PLAN DETAIL AT Y.A. LIBR. OFFICE  
SCALE: 1/2"=1'-0"



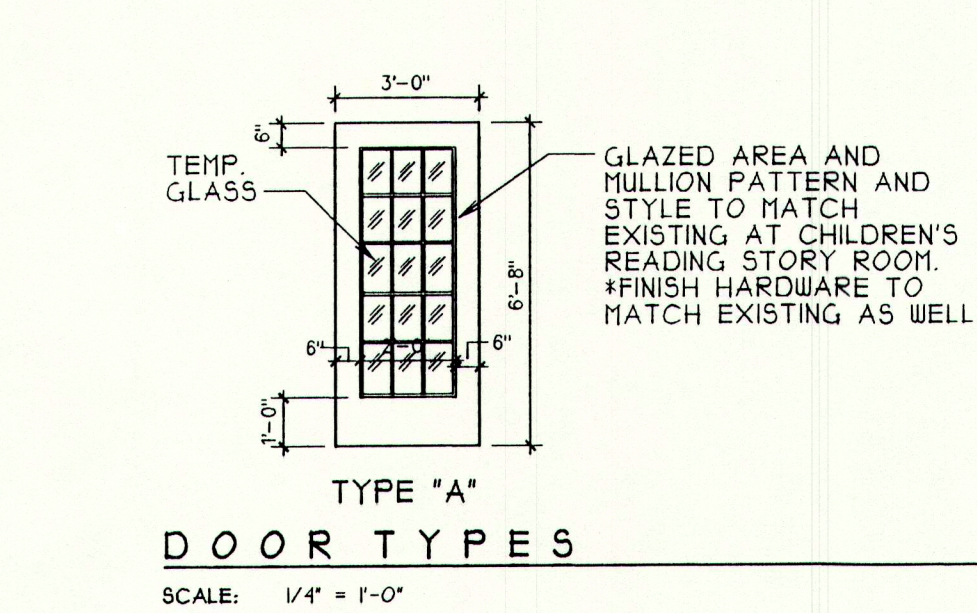
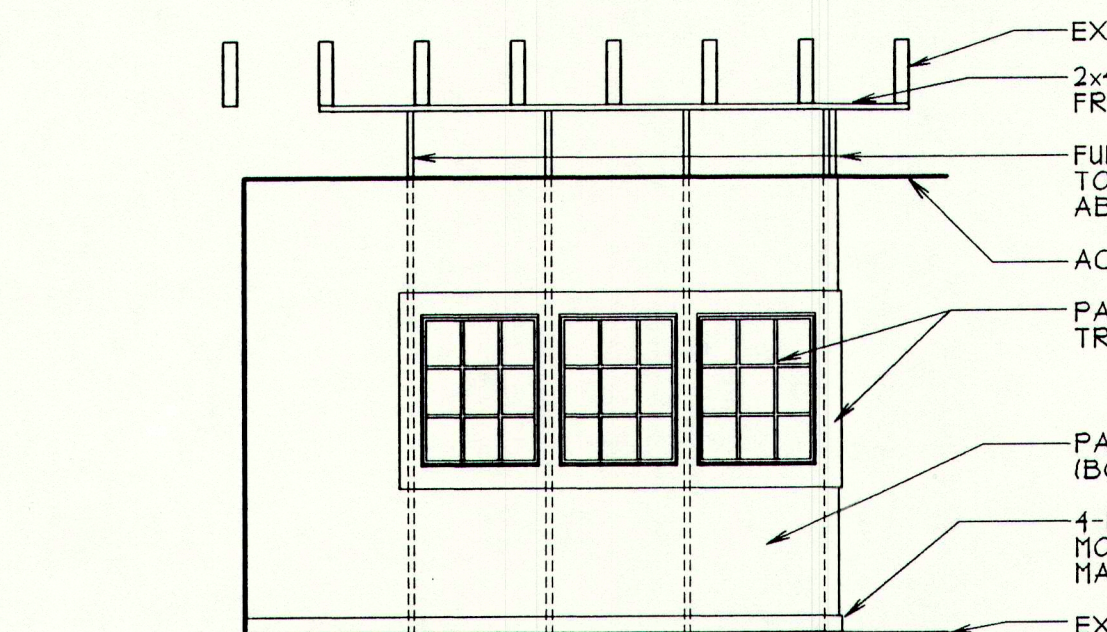
5 PLAN DETAIL AT CASSED OPENING HEAD  
SCALE: 1/2"=1'-0"



6 TYPICAL BUILT-IN SHELF SECTION  
SCALE: 1"=1'-0"



2 INTERIOR ELEVATION - Y.A. LIBR. OFFICE  
SCALE: 1/4"=1'-0"



FLR.	DOOR NO.	DOOR SIZE			DOOR TYPE	DOOR MAT'L	FIRE RATING	FRAME TYPE	FRAME MAT'L	HWDUR SET#	REMARKS
		WDTH	HGT	THK							
	101	EXIST.	EXIST.	EXIST.	EXIST.	EXIST.	-	EXIST.	EXIST.	EXIST.	----
	105	EXIST.	EXIST.	EXIST.	EXIST.	WOOD	-	EXIST.	WOOD	EXIST.	RELOCATE DOOR, FRAME, & TRIM 1' NORTH.
	106	3'-0"	4'-8"	1-3/4"	A	WOOD	-	A	WOOD	I	----
	----	-	-	-	-	-	-	-	-	-	-
	----	-	-	-	-	-	-	-	-	-	-

ROOM NO.	ROOM NAME	WALLS				FLOOR	BASE	CEIL.	REMARKS
		N	E	S	W				
101	EXIST. ADULT READING	EXIST.	----	P-3*	EXIST.	EXIST.	EXIST.	EXIST.	* PAINT ENTIRE WALL OF GWB INFILL AREA.
102	Y.A. READING - WEST	P-2	P-2	P-2	P-2	CPT-1	WD.	AC.T.	STAIN BUILT-IN SHELVING TO MATCH EXISTING. PROVIDE TRANSITION STRIP AT OLD-TO-NEW CARPET SEAMS - TYP.
103	Y.A. READING - SOUTH	P-2	P-2	P-2	P-2	CPT-1	WD.	AC.T.	STAIN BUILT-IN SHELVING TO MATCH EXISTING. PROVIDE TRANSITION STRIP AT OLD-TO-NEW CARPET SEAMS - TYP.
104	EXIST. Y.A. READING	P-2	----	P-2	P-2	EXIST.	EXIST.	EXIST.	WD. TRIM AT OPENINGS TO MATCH EXIST. WDWs.
105	EXISTING LIBRARY	EXIST.	EXIST.	EXIST.	EXIST.	EXIST.	EXIST.	EXIST.	PAINT WALL AND DOOR FRAME AT EXIST. DOOR TO BE RELOCATED ADJACENT TO YOUNG ADULT LIBRARIAN OFFICE
106	Y.A. LIBRARIAN OFFICE	P-2	EXIST.	EXIST.	P-2	EXIST.	WD.	EXIST.	PAINT GWB ON BOTH SIDES OF NEW WALLS. PAINT WD. TRIM AND MULLIONS AT 'WINDOWS' TO MATCH EXIST. WDWs.

**SCHEDULE KEY**


WALLS: P-2 PAINT WALLS, COLOR #2 (MATCH EXIST. ADJACENT GWB WALLS)  
P-3 PAINT WALLS, COLOR #3 (MATCH EXIST. ADJACENT WALLS)  
P-4 PAINT METAL HANDRAILS WITH FERROUS METAL PRIMER AND PAINT.

FLOOR: CPT-1 - NEW CARPET TO MATCH EXISTING.  
NEW CARPET IN ROOMS 102 & 103 SHALL GO TO WALLS EXCEPT AT BUILT-IN SHELVING BASE WHERE CARPET SHALL GO TO THE BASE, NOT UNDER IT.

BASE: WD. - WOOD BASE PTD. TO MATCH EXIST.  
EXIST. - EXISTING TO REMAIN.

CEILING: AC.T. - 2x2 METAL CEILING GRID TO MATCH EXISTING CEILING GRID AND 2x2 REGULAR CEILING TILES TO MATCH EXISTING.

ADDITION TO  
**PRINCE MEMORIAL LIBRARY**  
CUMBERLAND, MAINE



DATE: 8-8-95  
REVISIONS:

© 1994 Terrien Architects, Inc.

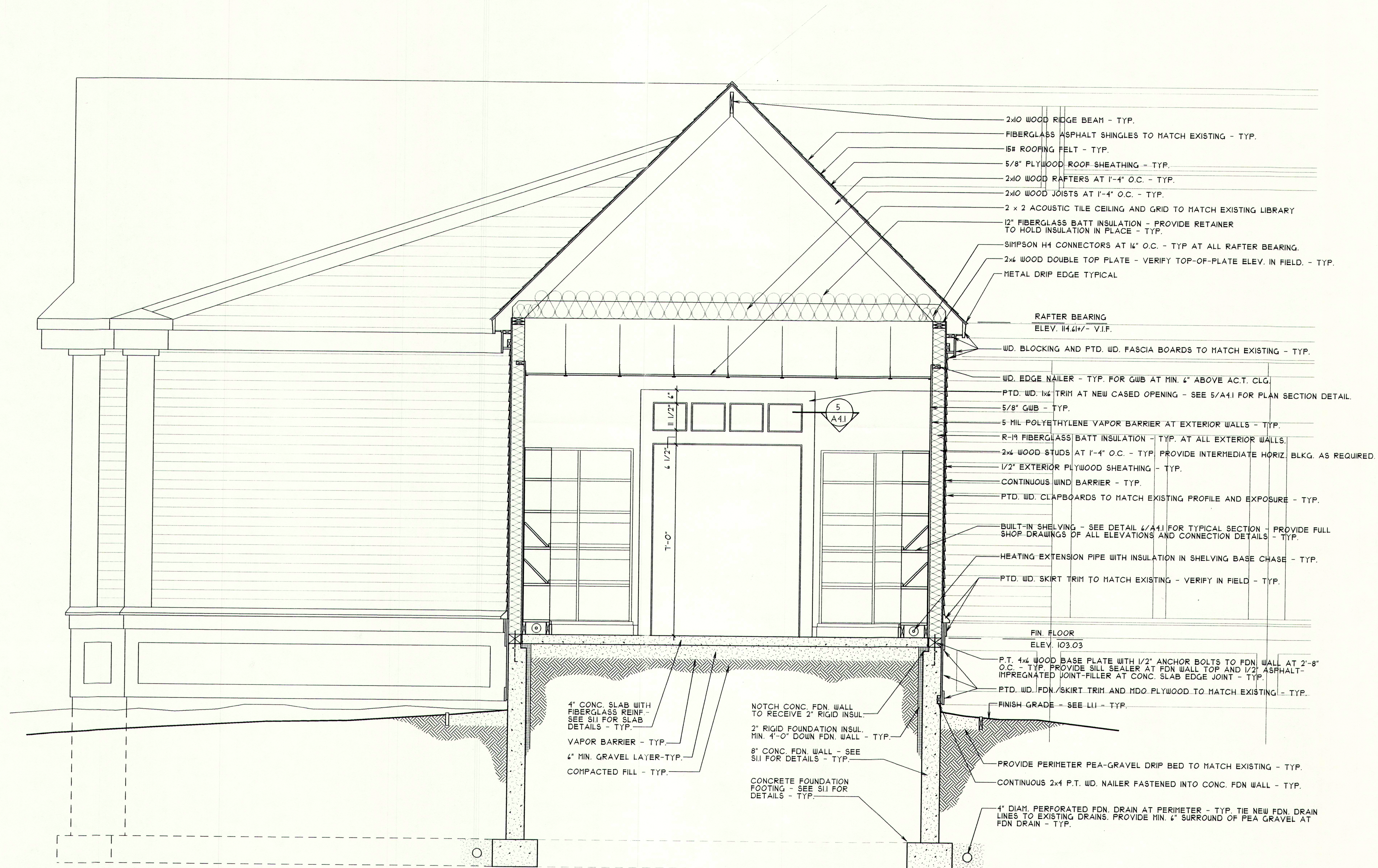
DRAWING NO.

**A4.1**

DOOR & FINISH SCHEDULES  
MISC. DETAILS / ELEVATIONS

5002E01.DCS






I BUILDING SECTION  
AII SCALE: 1/2"=1'-0"

TERRIEN  
ARCHITECTS

Terrien Architects, Inc.  
4 Milk Street  
Portland, Maine 04101  
207 774-6016 Fax: 774-9128

ADDITION TO  
**PRINCE MEMORIAL LIBRARY**  
CUMBERLAND, MAINE



DATE: 8-8-95  
SUBMITTAL:

© 1995 Terrien Architects, Inc.

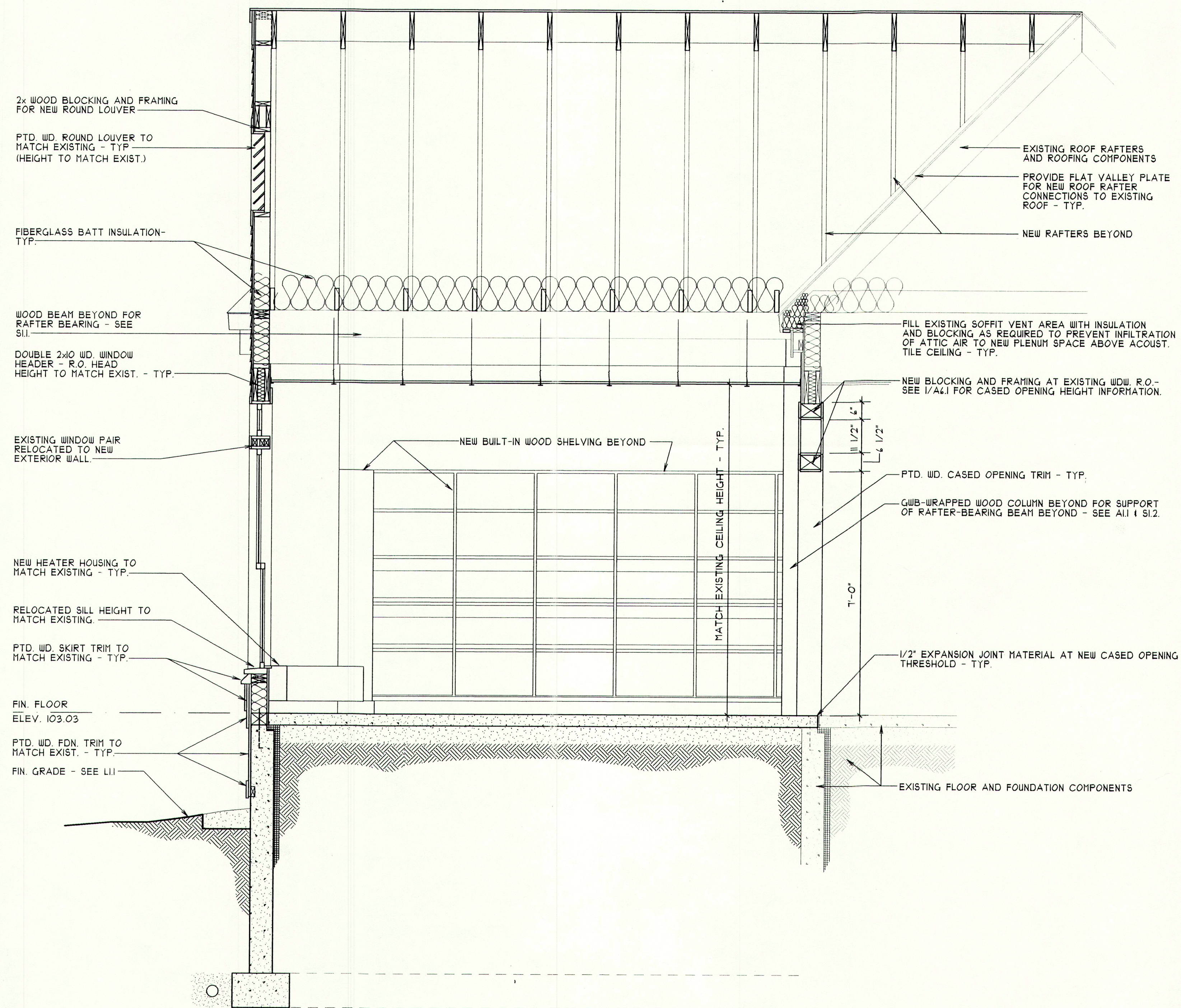
DRAWING NO.

**A6.1**

BUILDING / WALL SECTION

5002CE01.DCS






1 BUILDING SECTION  
A11 SCALE: 1/2"=1'-0"

NOTE:  
FOR TYPICAL CONSTRUCTION COMPONENTS AND  
RELATIONSHIPS SEE 1/A4.1 FOR FOUNDATION AND  
FRAMING INFORMATION SEE S11 AND S12.

ADDITION TO  
**PRINCE MEMORIAL LIBRARY**  
CUMBERLAND, MAINE



DATE: 8-8-95  
SUBMITTAL:

© 1995 Terrien Architects, Inc.

DRAWING NO.

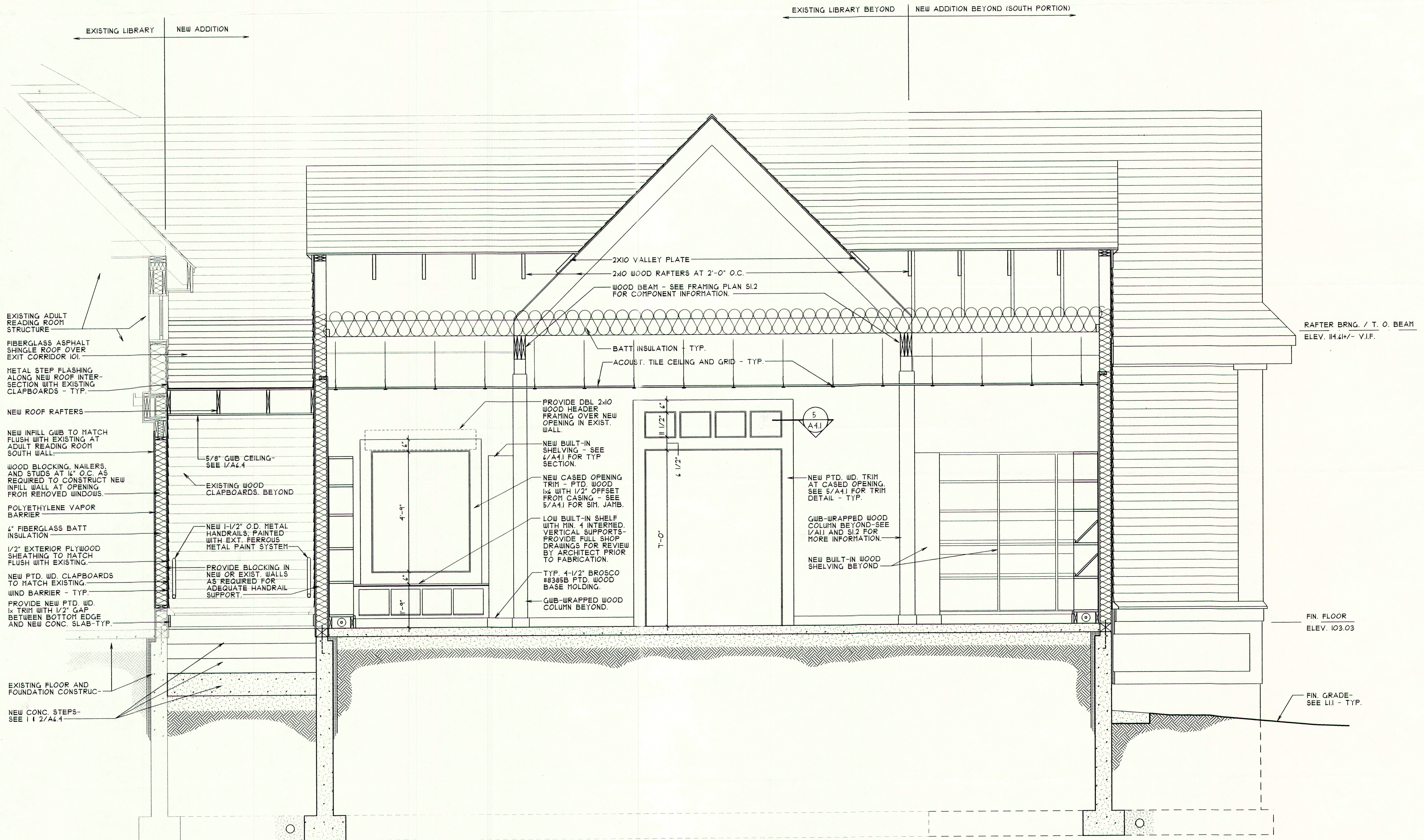
**A6.2**

BUILDING / WALL SECTION

TERRIEN  
ARCHITECTS  
Terrien Architects, Inc.  
4 Milk Street  
Portland, Maine 04101  
207 774-6016 Fax: 774-9128

50020802.DCS






1 BUILDING SECTION  
 ALL SCALE: 1/2"=1'-0"

NOTE:  
 FOR TYPICAL CONSTRUCTION COMPONENTS AND  
 RELATIONSHIPS SEE 1/A4.1 FOR FOUNDATION AND  
 FRAMING INFORMATION SEE S11 AND S12.

ADDITION TO  
**PRINCE MEMORIAL LIBRARY**  
 CUMBERLAND, MAINE



DATE: 8-8-95  
 SUBMITTAL:

© 1995 Terrien Architects, Inc.

DRAWING NO.

**A6.3**


BUILDING / WALL SECTION

50020803.DCS

TERRIEN  
 ARCHITECTS  
 Terrien Architects, Inc.  
 4 Milk Street  
 Portland, Maine 04101  
 207 774-6016 Fax: 774-9128



ADDITION TO  
**PRINCE MEMORIAL LIBRARY**  
CUMBERLAND, MAINE

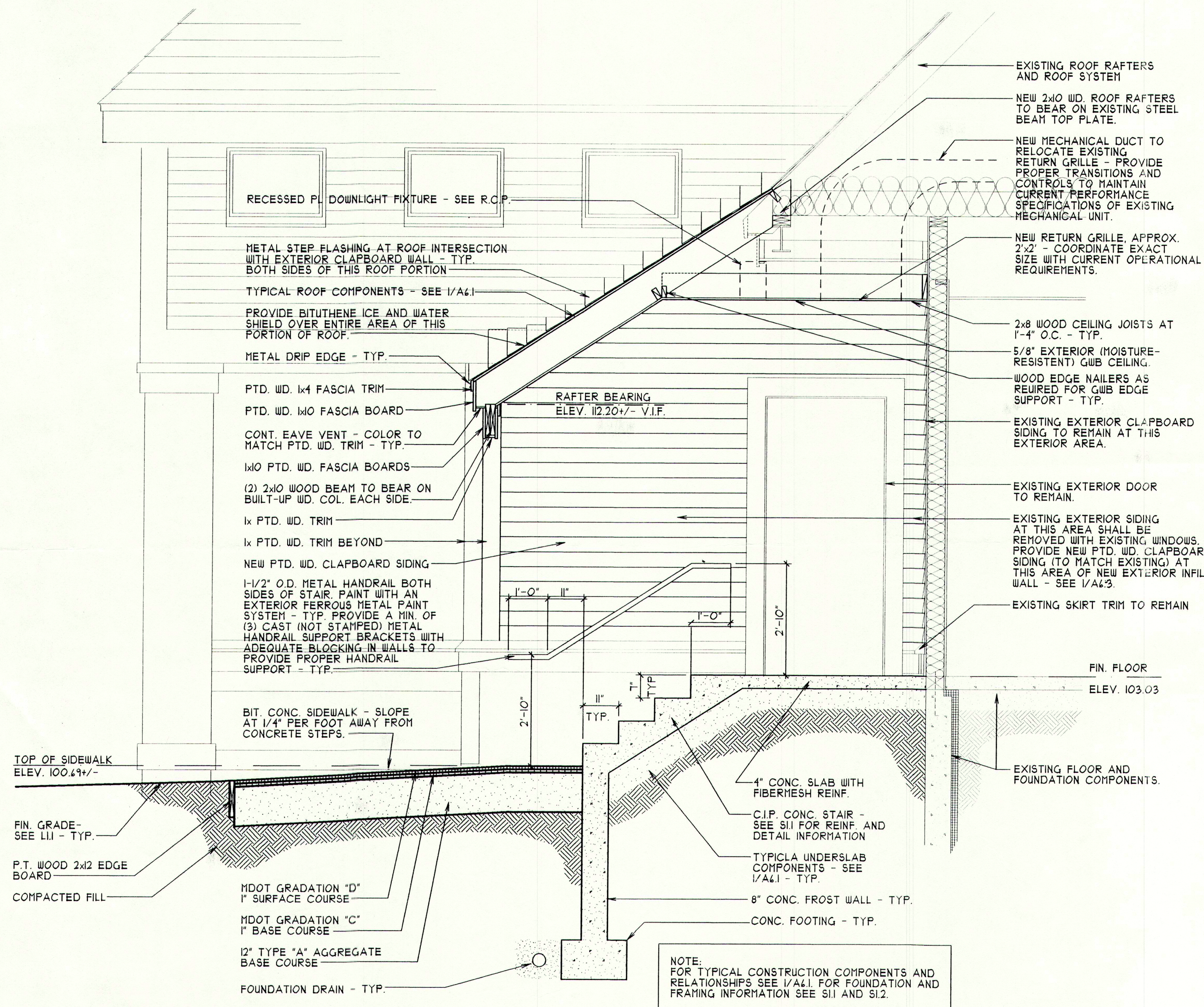


DATE: 8-8-95  
SUBMITTAL:

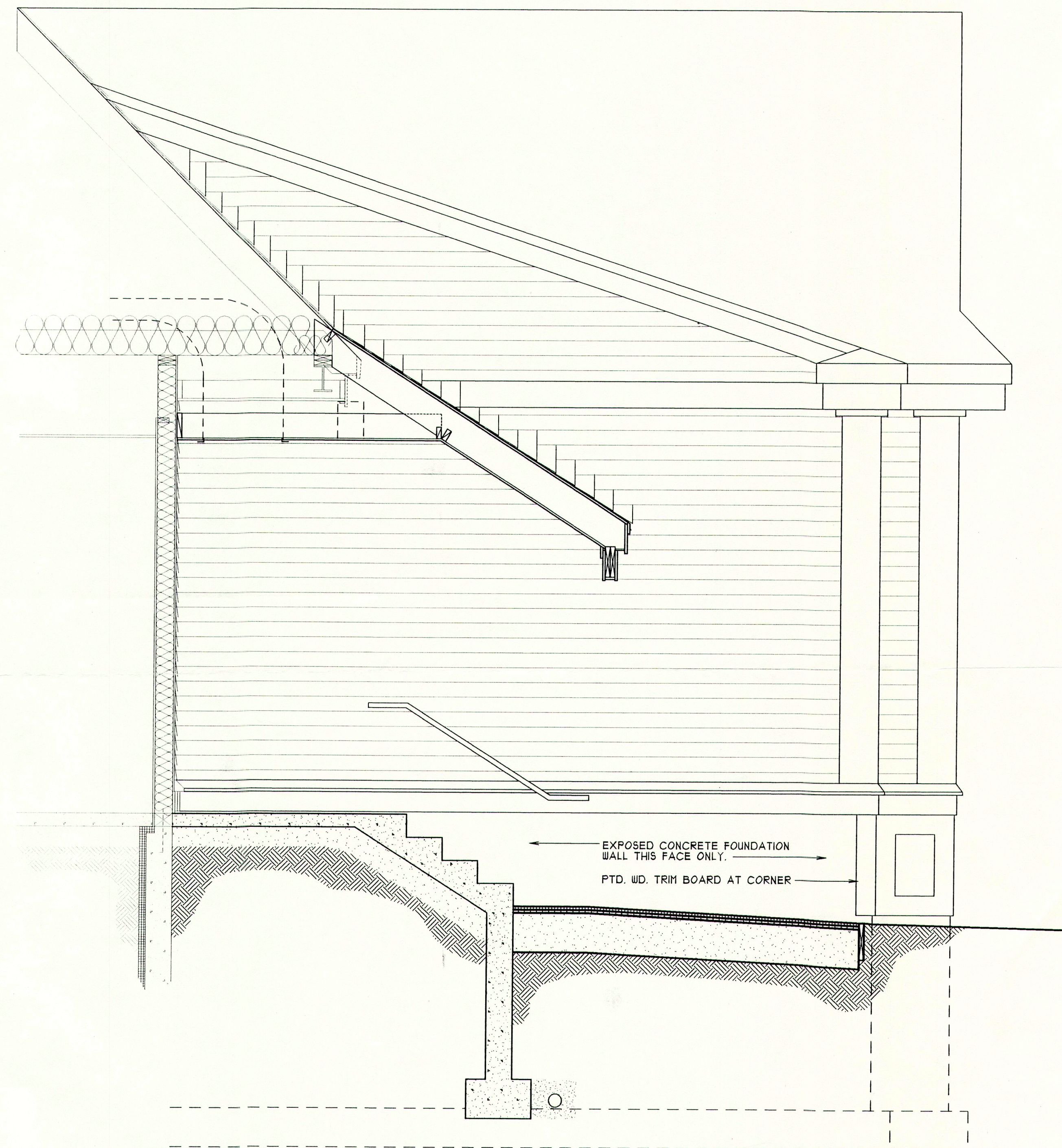
© 1995 Terrien Architects, Inc.

DRAWING NO.

**A6.4**



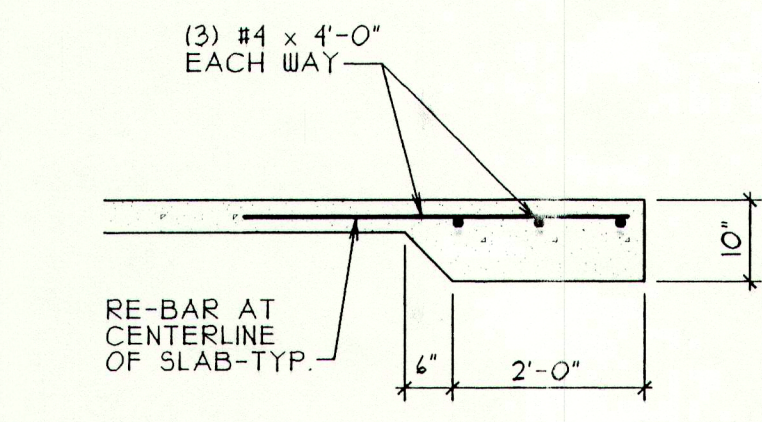
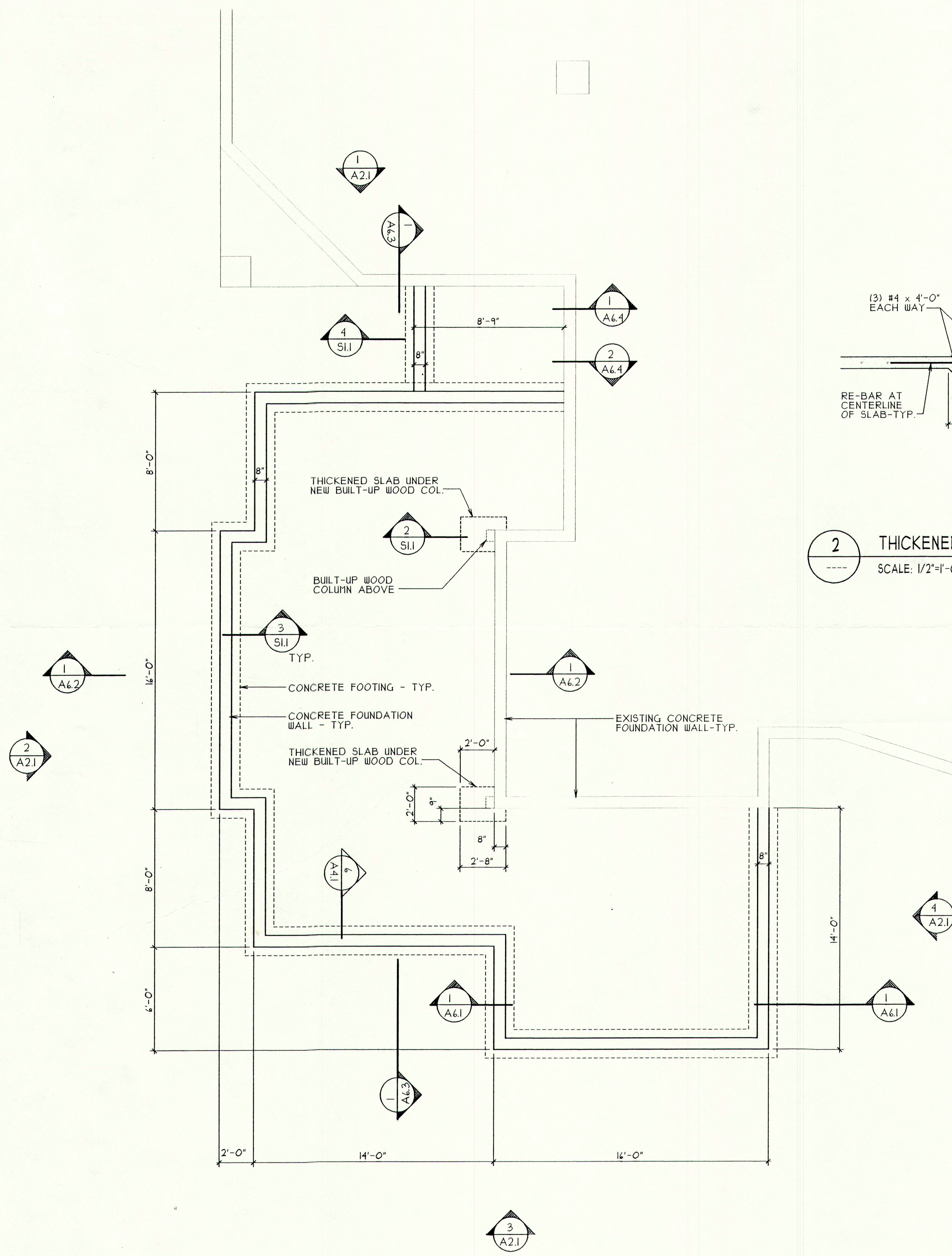
**1** SECTION  
ALL SCALE: 1/2"=1'-0"



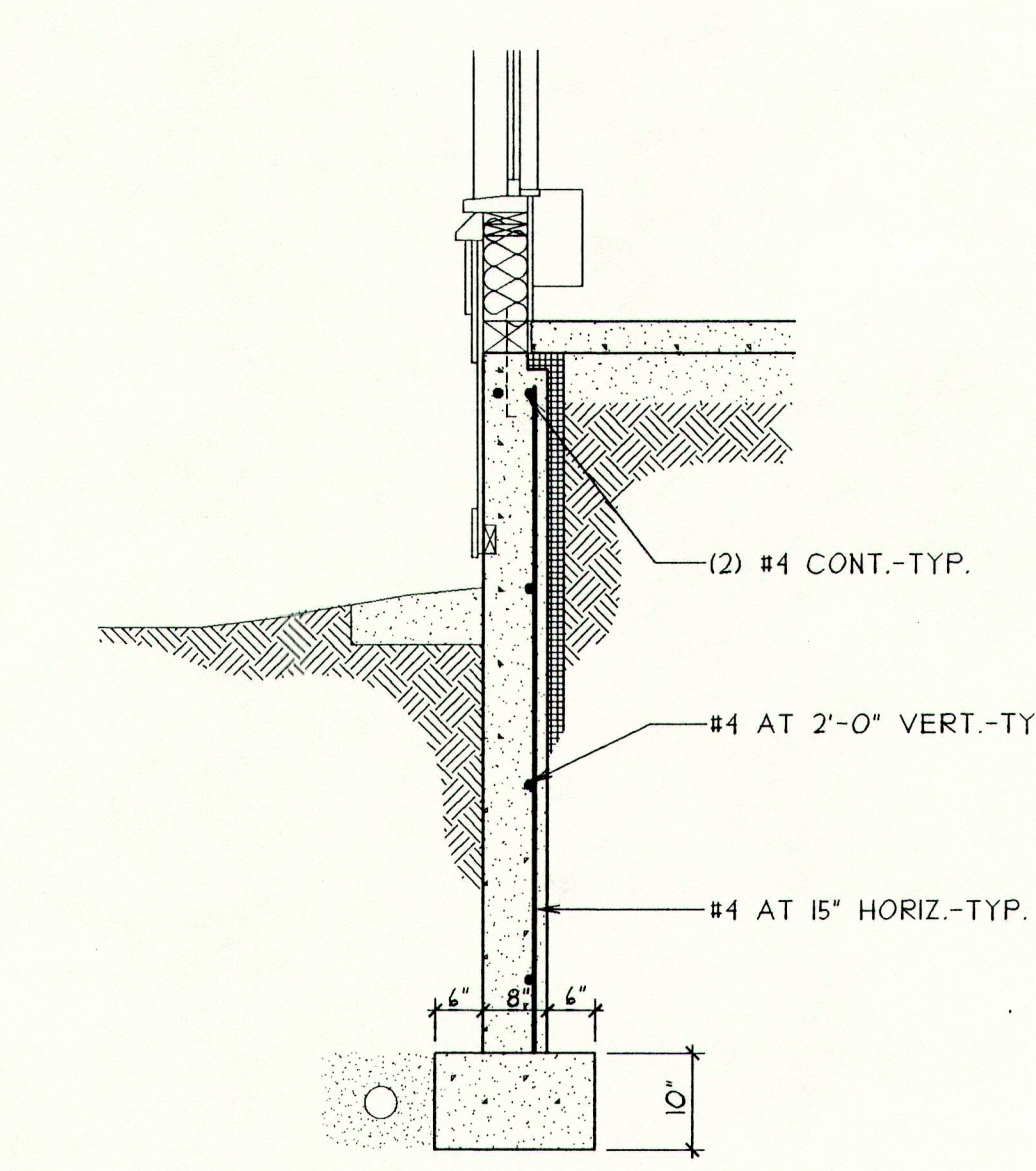
**2** SECTION  
ALL SCALE: 1/2"=1'-0"

NOTE:  
THIS SECTION SHOWN FOR GENERAL GRAPHIC INFORMATION  
AND CLARIFICATION OF CONDITION. SIMILAR TO 1/A6.4. DIMENSIONAL  
AND MATERIAL/COMPONENT INFORMATION CAN BE FOUND ON  
A1.1, A2.1, A4.1, A6.1 - A6.4, S1.1 AND S1.4.

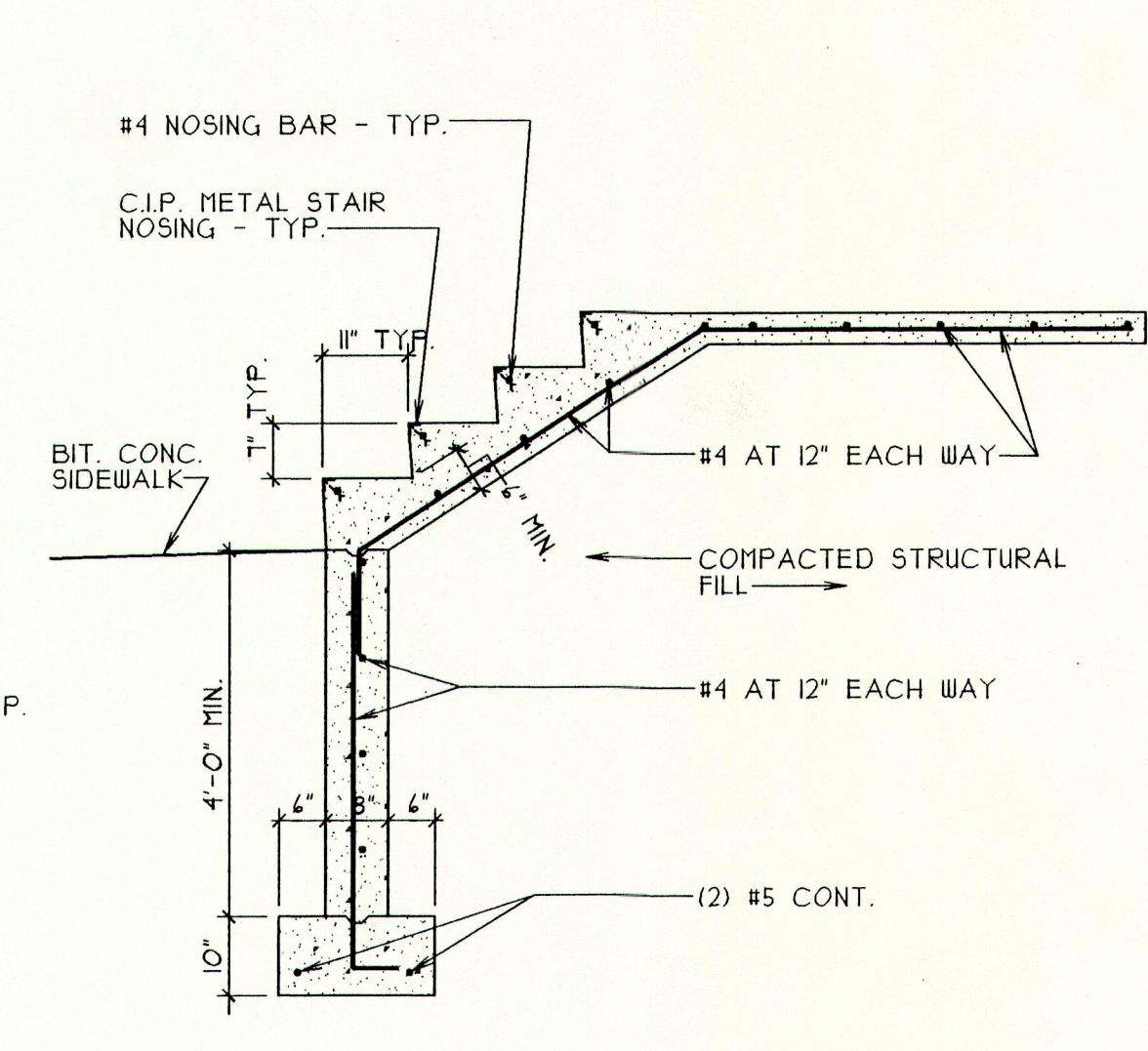




2 THICKENED SLAB SECTION  
SCALE: 1/2"=1'-0"



3 TYP. EXTERIOR WALL FOUNDATION  
SCALE: 1/2"=1'-0"



4 CONCRETE STAIR SECTION  
SCALE: 1/2"=1'-0"

1 FOUNDATION PLAN  
SCALE: 1/4"=1'-0"

ADDITION TO  
**PRINCE MEMORIAL LIBRARY**  
CUMBERLAND, MAINE

TERRIEN  
ARCHITECTS  
Terrien Architects, Inc.  
4 Milk Street  
Portland, Maine 04101  
207 774-8016 Fax: 774-9128

DATE: 8-8-95  
SUBMITTAL:

© 1995 Terrien Architects, Inc.

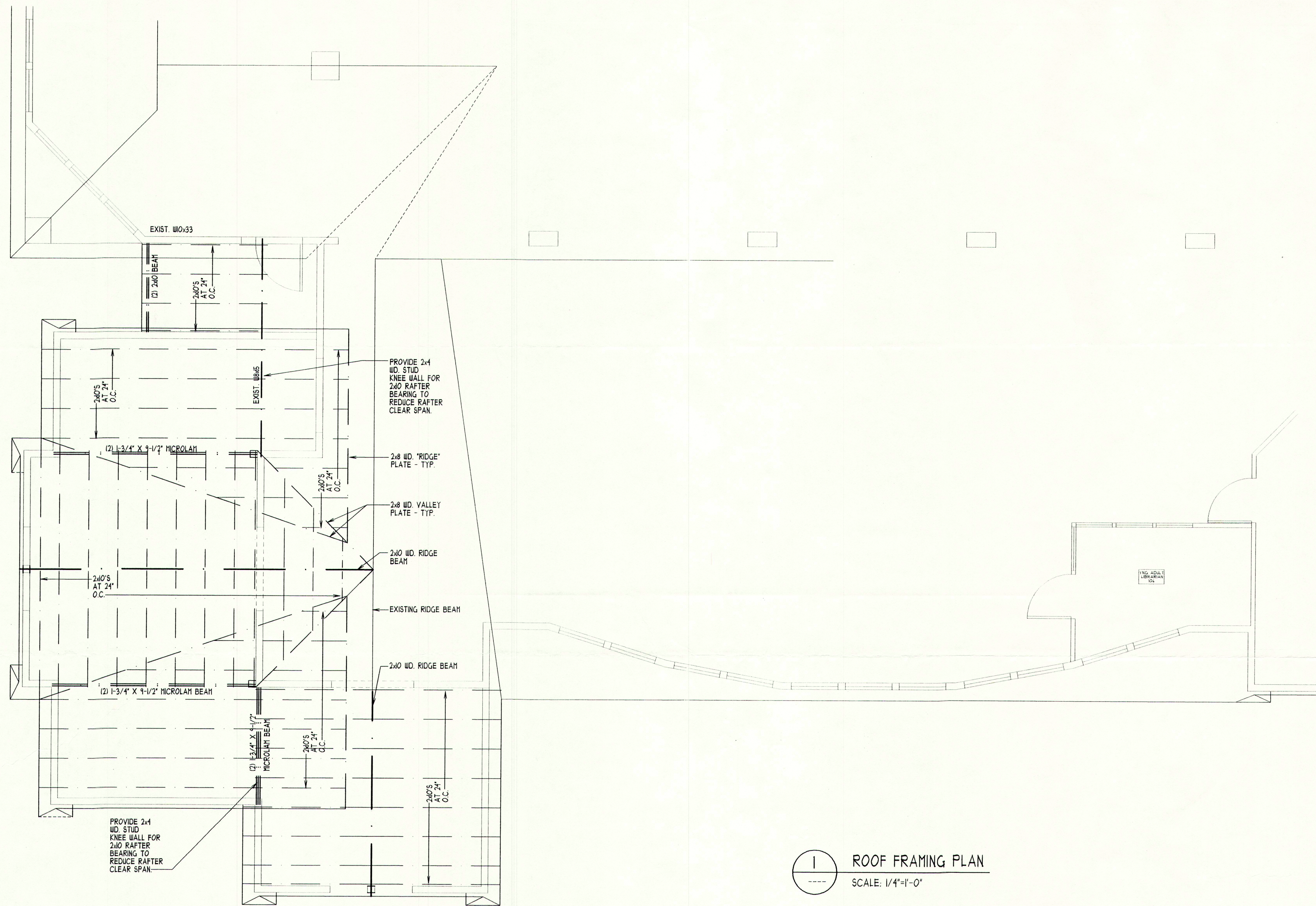
DRAWING NO.

**S1.1**

FOUNDATION PLAN

5002FDN10C5





1 ROOF FRAMING PLAN  
SCALE: 1/4"=1'-0"

ADDITION TO  
**PRINCE MEMORIAL LIBRARY**  
CUMBERLAND, MAINE

TERRIEN  
ARCHITECTS  
Terrien Architects, Inc.  
4 Milk Street  
Portland, Maine 04101  
207 774-6016 Fax: 774-9128

DATE: 8-8-95  
SUBMITTAL:

© 1995 Terrien Architects, Inc.

DRAWING NO.

**S1.2**

5002FFOLD.C5