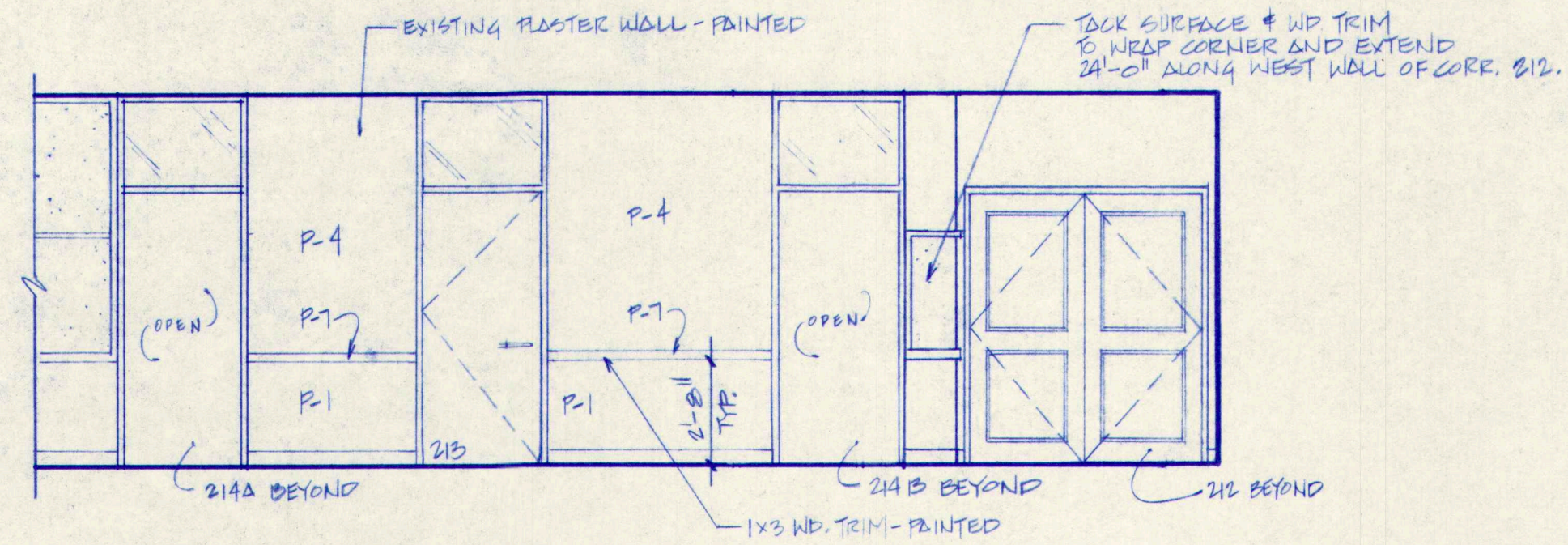



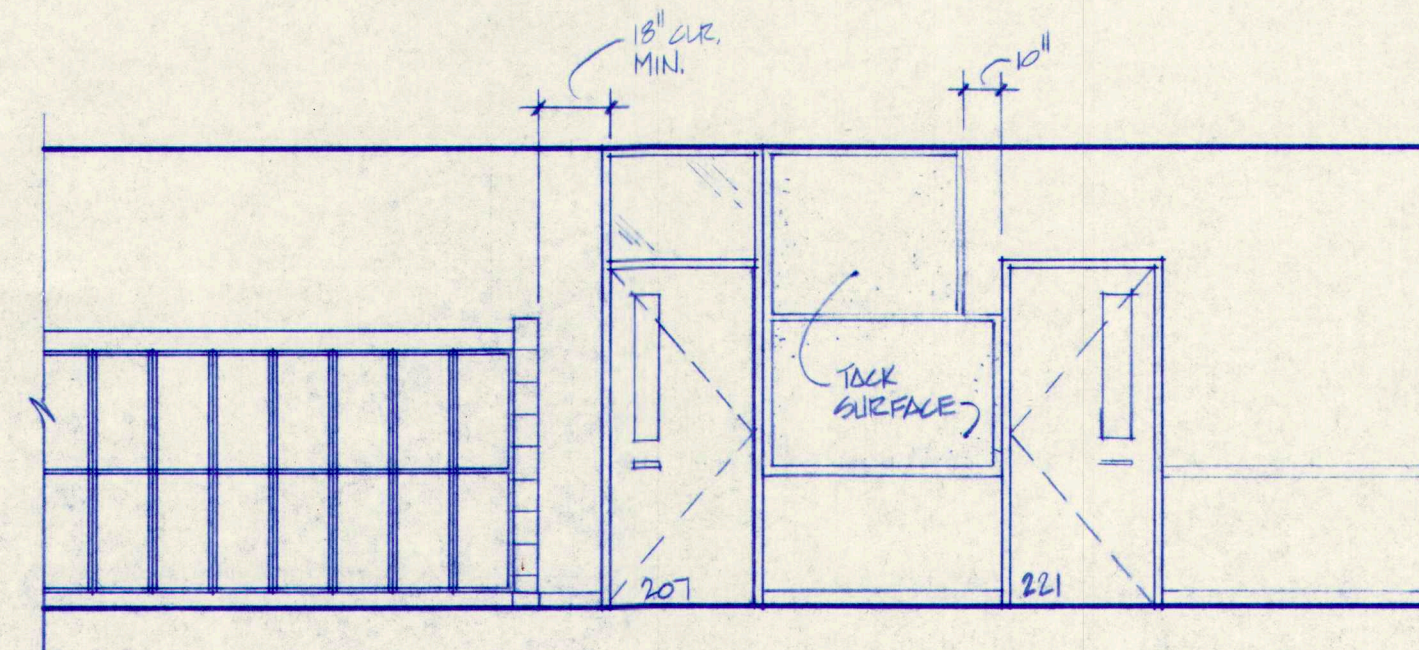
1 CORRIDOR 210 - NORTH
SCALE: 1/4" = 1'-0"



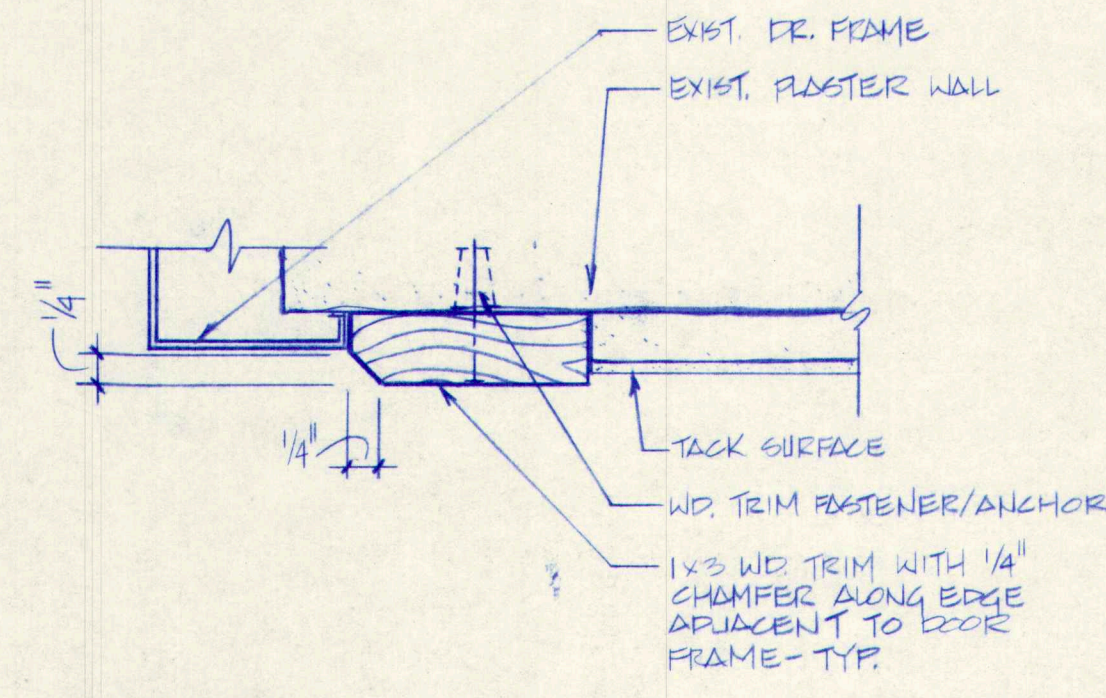
CORRIDOR 210 - NORTH (CONT.)
SCALE: 1/4" = 1'-0"



2 CORRIDOR 210 - SOUTH
SCALE: 1/4" = 1'-0"



CORRIDOR 210 - SOUTH (CONT.)
SCALE: 1/4" = 1'-0"




3 PLAN SECTION - TYP. @ W.D. TRIM ADJACENT TO DOOR FRM.
1/2 FULL SCALE

INTERIOR ELEVATIONS

SCALE: 1/4" = 1'-0"

M.S.A.D. 51 - Addition & Alterations to the
Mabel I. Wilson School
Cumberland Center, Maine



DATE:
REVISIONS:

© 1992 Terrien Architects, Inc.

DRAWING NO.

A 5.11

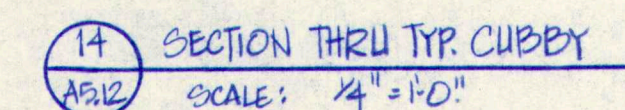
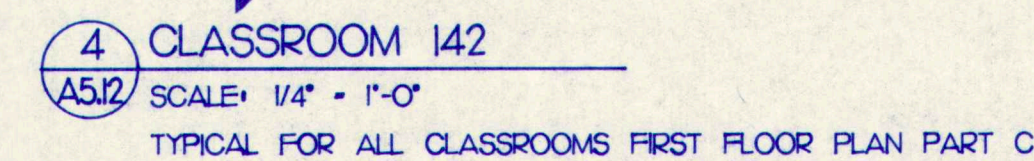


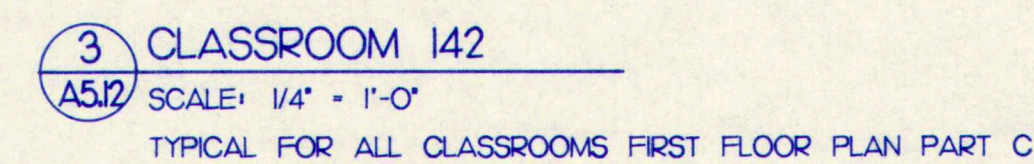
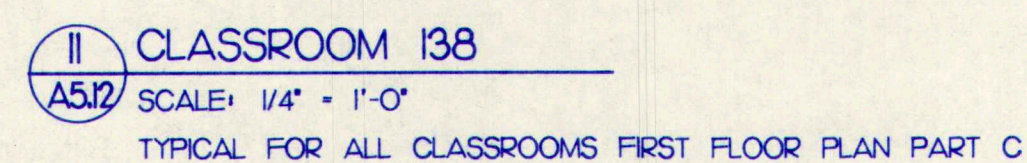

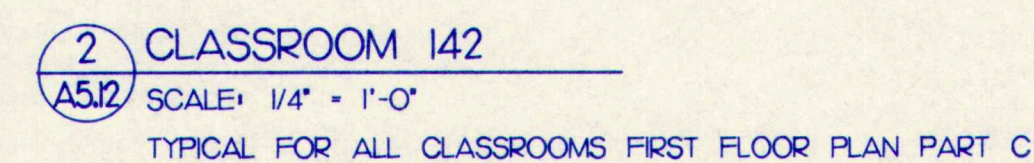

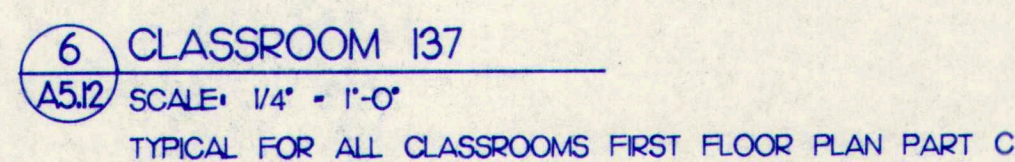
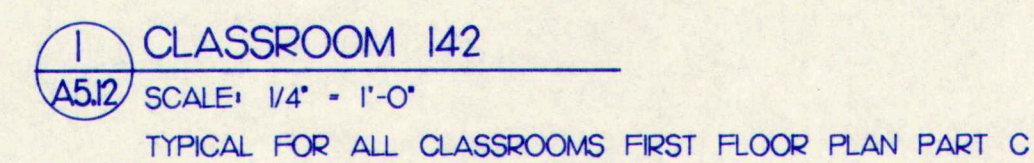
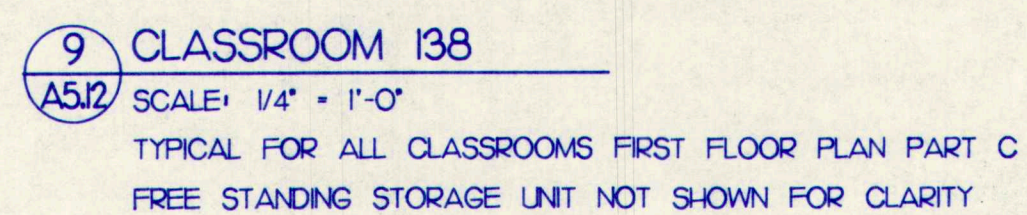
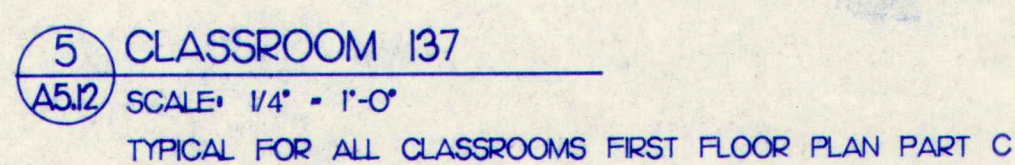
TERRIEN
ARCHITECTS
Terrien Architects, Inc.
4 Milk Street
Portland, Maine 04101
207 774-8016 Fax: 774-9128

C4	TYPICAL 4 FT CHALKBOARD
T4	TYPICAL 4 FT TACK BOARD
M-4	TYPICAL 4 FT MARKER BOARD
]	TYPICAL PHONE
CS	TYPICAL CLOCK/SPEAKER

1. ELEVATIONS SHOWN THIS SHEET ARE INTENDED TO BE USED AS "TYPICAL" FOR SIMILAR ROOMS THROUGHOUT THE FACILITIES. SEE PLAN DRAWINGS FOR ACTUAL LAYOUTS AND QUANTITIES OF MATERIALS TO BE PROVIDED.

2. ITEMS ARE GRAPHICALLY INDICATED, ACTUAL ITEMS MAY VARY IN MINOR WAYS IN SIZE, SHAPE, FASTENINGS, ETC., BUT GENERALLY BE INSTALLED AS INDICATED.

3. PROVIDE PULL DOWN WINDOW SHADES AT ALL EXTERIOR WINDOWS.



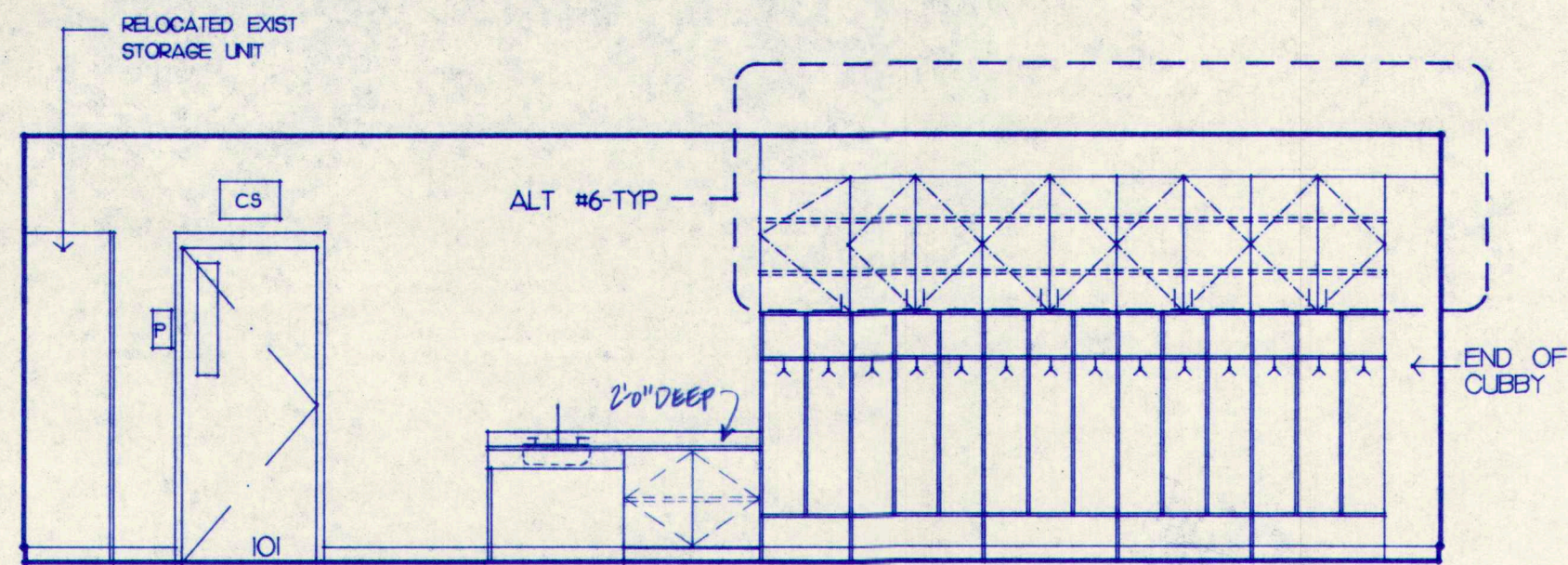
0 1' 4' 8' 16' INTERIOR ELEVATIONS
SCALE: 1/4" = 1'-0"

KEY:

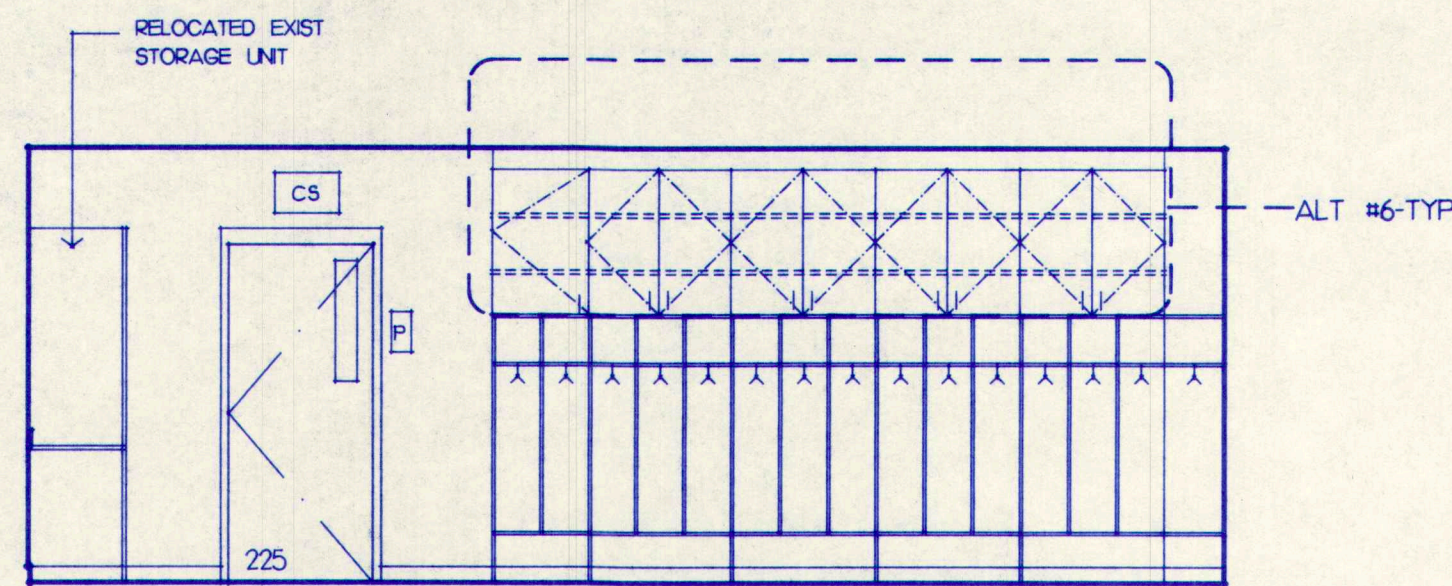
- C4 TYPICAL 4 FT CHALKBOARD
T4 TYPICAL 4 FT TACK BOARD
M4 TYPICAL 4 FT MARKER BOARD
P TYPICAL PHONE
CS TYPICAL CLOCK/SPEAKER

NOTES:

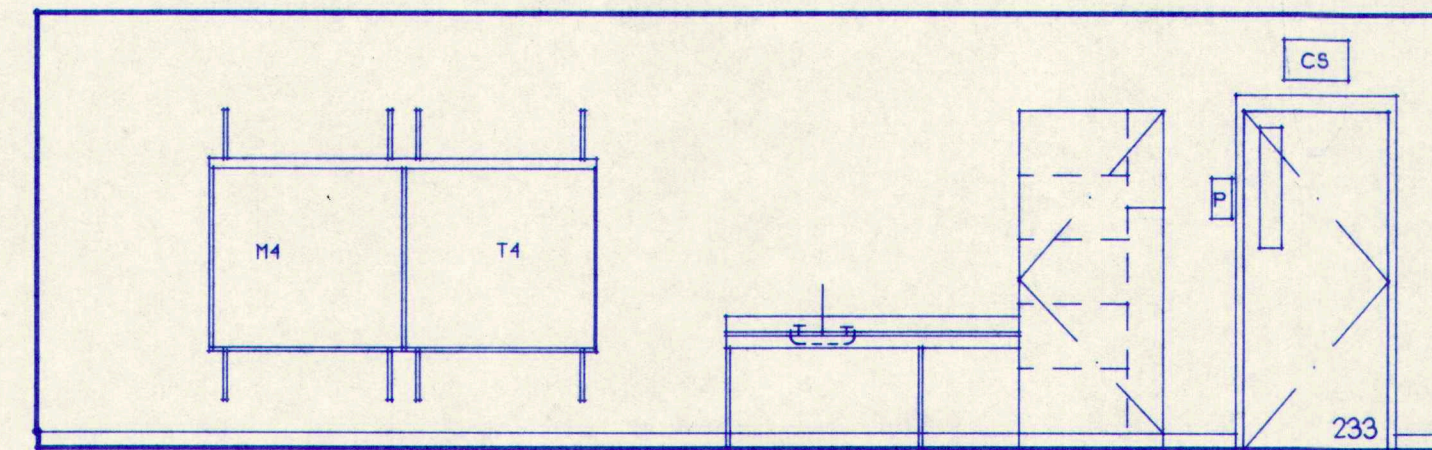
1. ELEVATIONS SHOWN THIS SHEET ARE INTENDED TO BE USED AS "TYPICAL" FOR SIMILAR ROOMS THROUGHOUT THE FACILITIES. SEE PLAN DRAWINGS FOR ACTUAL LAYOUTS AND QUANTITIES OF MATERIALS TO BE PROVIDED.
2. ITEMS ARE GRAPHICALLY INDICATED, ACTUAL ITEMS MAY VARY IN MINOR WAYS IN SIZE, SHAPE, FASTENINGS, ETC. BUT GENERALLY BE INSTALLED AS INDICATED.
3. PROVIDE PULL DOWN WINDOW SHADES AT ALL EXTERIOR WINDOWS.



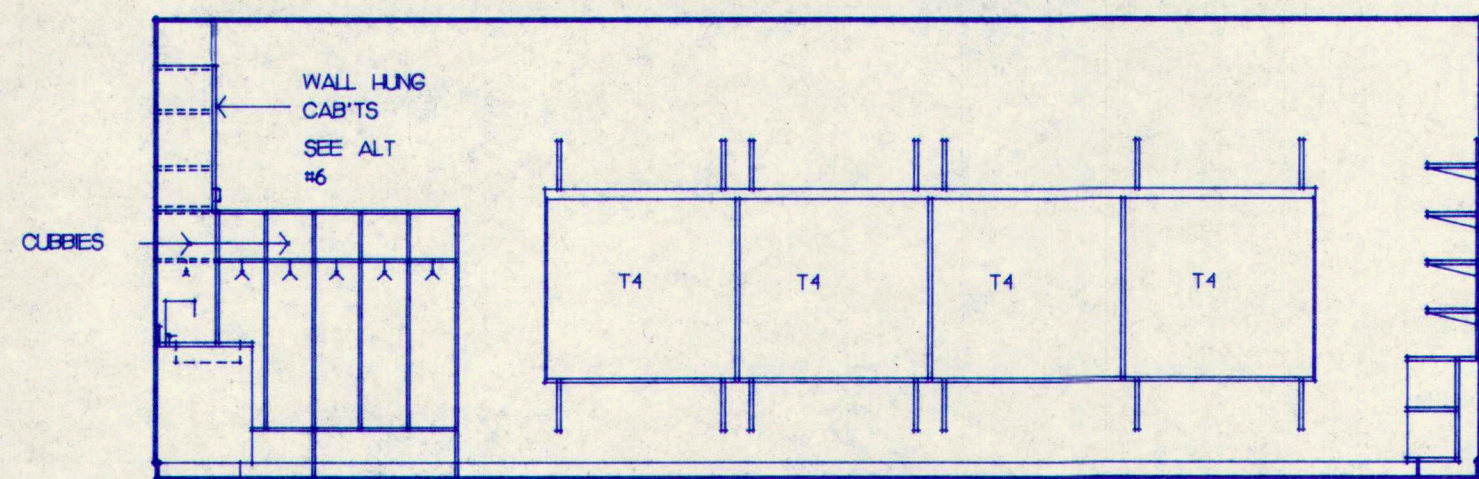
1 CLASSROOM 101
A5.13 SCALE: 1/4" = 1'-0"
TYPICAL FOR ALL CLASSROOMS FIRST FLOOR PLAN PART E



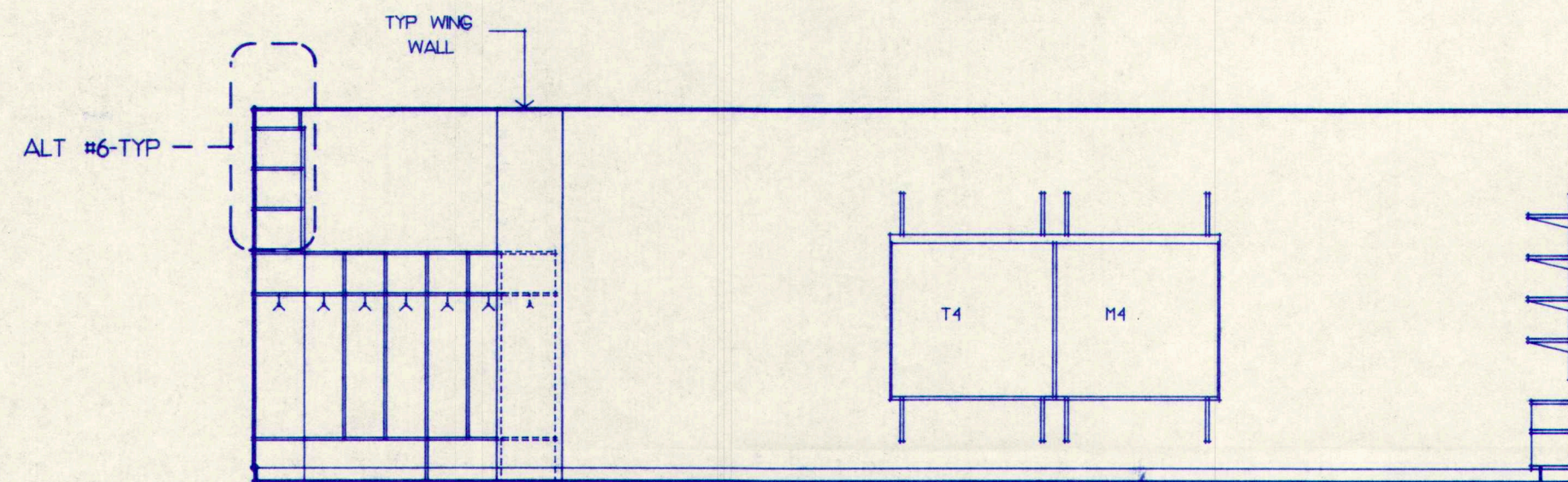
5 CLASSROOM 225
A5.13 SCALE: 1/4" = 1'-0"
TYPICAL FOR ALL CLASSROOMS SECOND FLOOR PLAN PART F



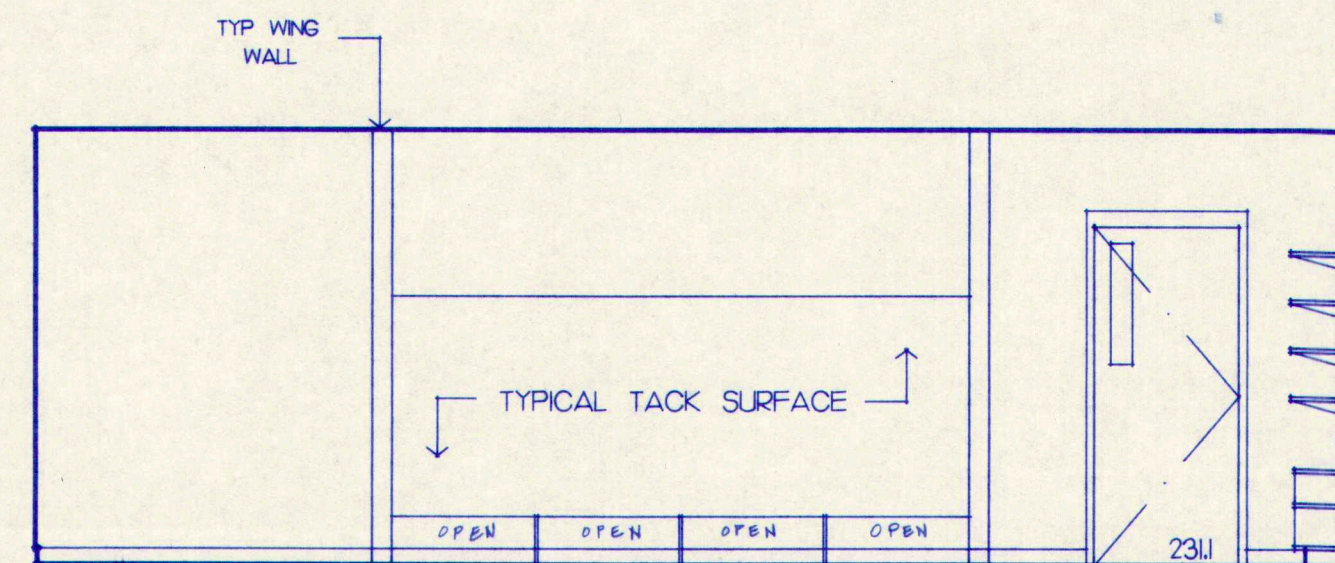
9 CLASSROOM 233
A5.13 SCALE: 1/4" = 1'-0"
TYPICAL FOR ALL CLASSROOMS SECOND FLOOR PLAN PART F



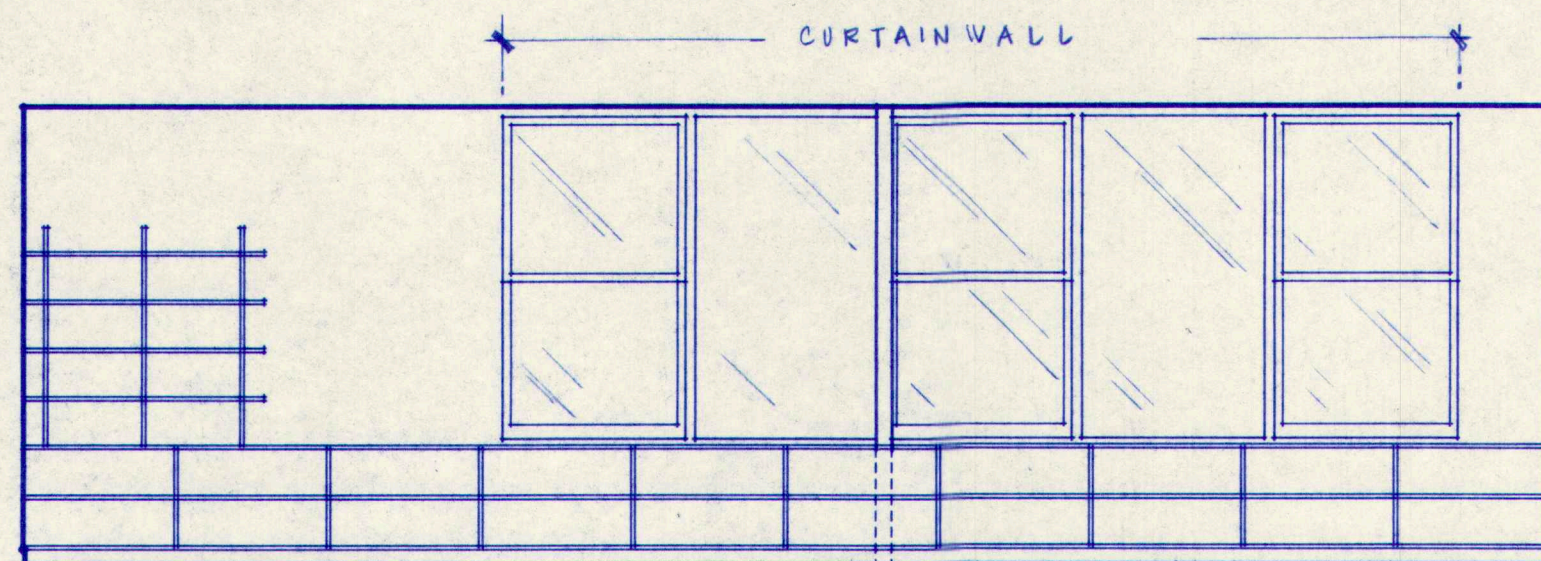
2 CLASSROOM 101
A5.13 SCALE: 1/4" = 1'-0"
TYPICAL FOR ALL CLASSROOMS FIRST FLOOR PLAN PART E



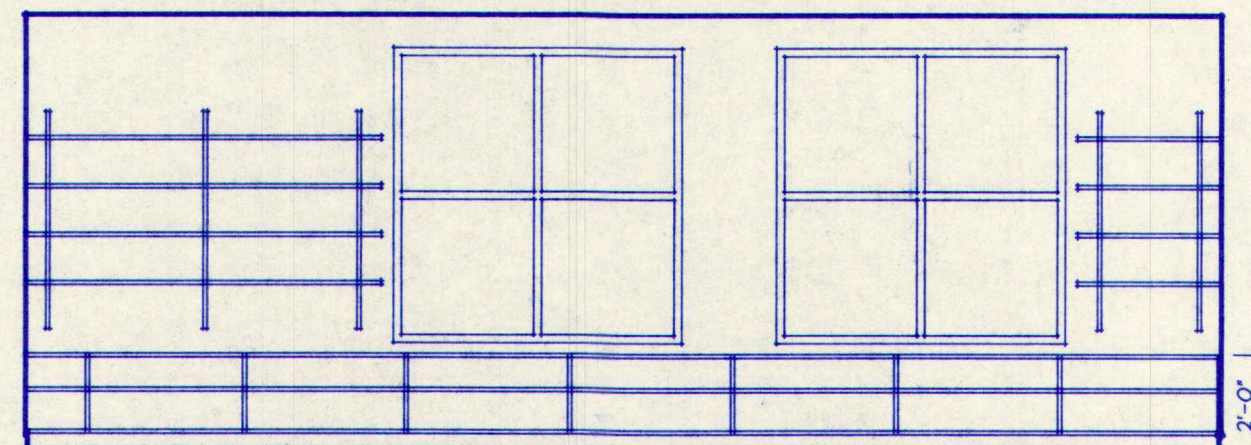
6 CLASSROOM 225
A5.13 SCALE: 1/4" = 1'-0"
TYPICAL FOR ALL CLASSROOMS SECOND FLOOR PLAN PART F



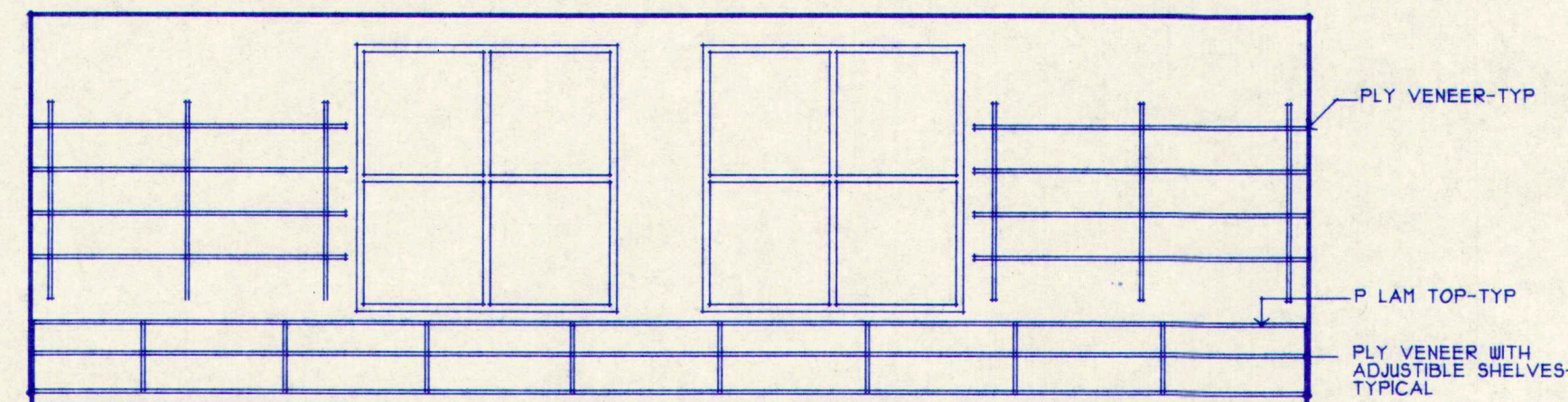
10 CLASSROOM 233
A5.13 SCALE: 1/4" = 1'-0"
TYPICAL FOR ALL CLASSROOMS SECOND FLOOR PLAN PART F



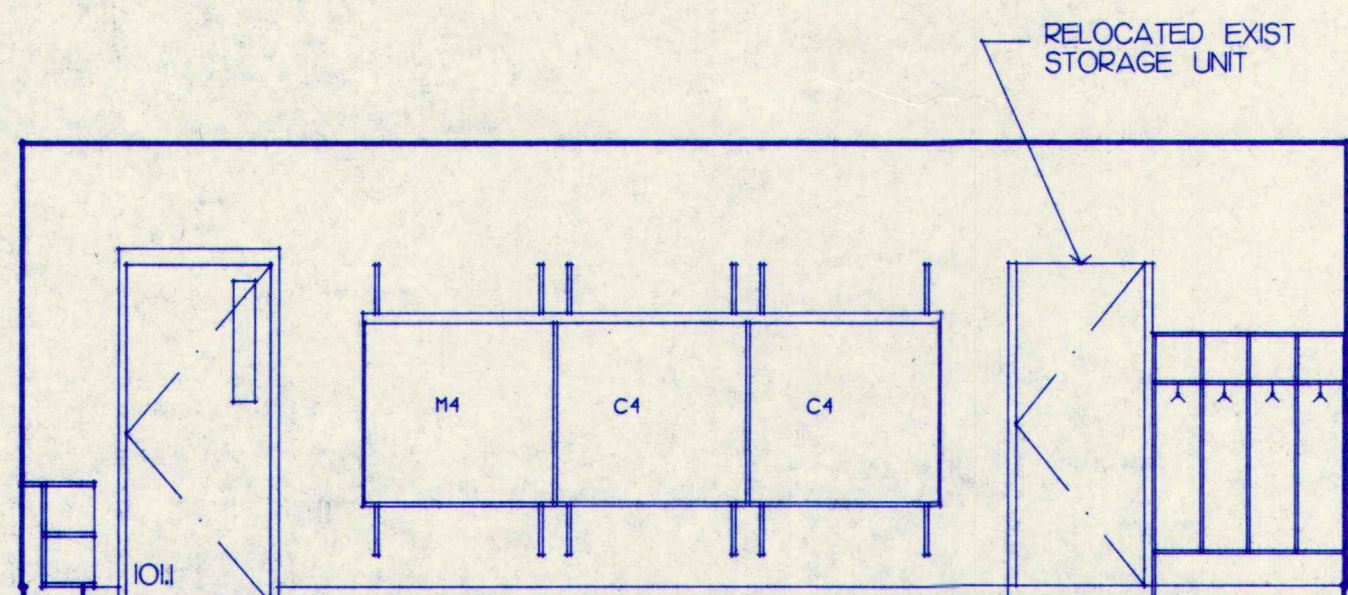
3 CLASSROOM 101
A5.13 SCALE: 1/4" = 1'-0"
TYPICAL FOR ALL CLASSROOMS FIRST FLOOR PLAN PART E



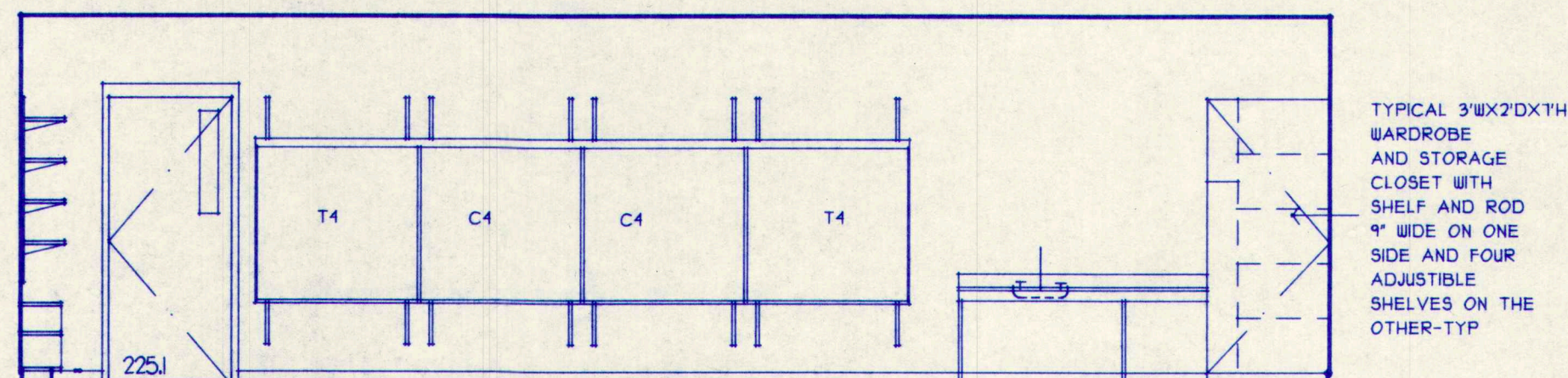
7 CLASSROOM 225
A5.13 SCALE: 1/4" = 1'-0"
TYPICAL FOR ALL CLASSROOMS SECOND PLAN PART F



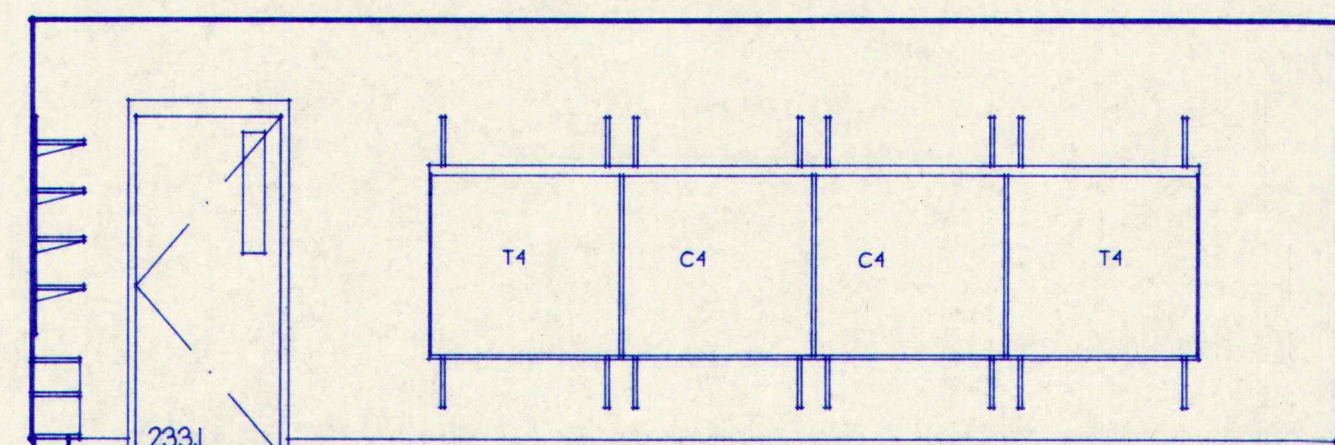
11 CLASSROOM 223
A5.13 SCALE: 1/4" = 1'-0"
TYPICAL FOR ALL CLASSROOMS SECOND FLOOR PLAN PART F



4 CLASSROOM 101
A5.13 SCALE: 1/4" = 1'-0"
TYPICAL FOR ALL CLASSROOMS FIRST FLOOR PLAN PART E



8 CLASSROOM 225
A5.13 SCALE: 1/4" = 1'-0"
TYPICAL FOR ALL CLASSROOMS SECOND FLOOR PLAN PART F



12 CLASSROOM 223
A5.13 SCALE: 1/4" = 1'-0"
TYPICAL FOR ALL CLASSROOMS SECOND FLOOR PLAN PART F

KEY:

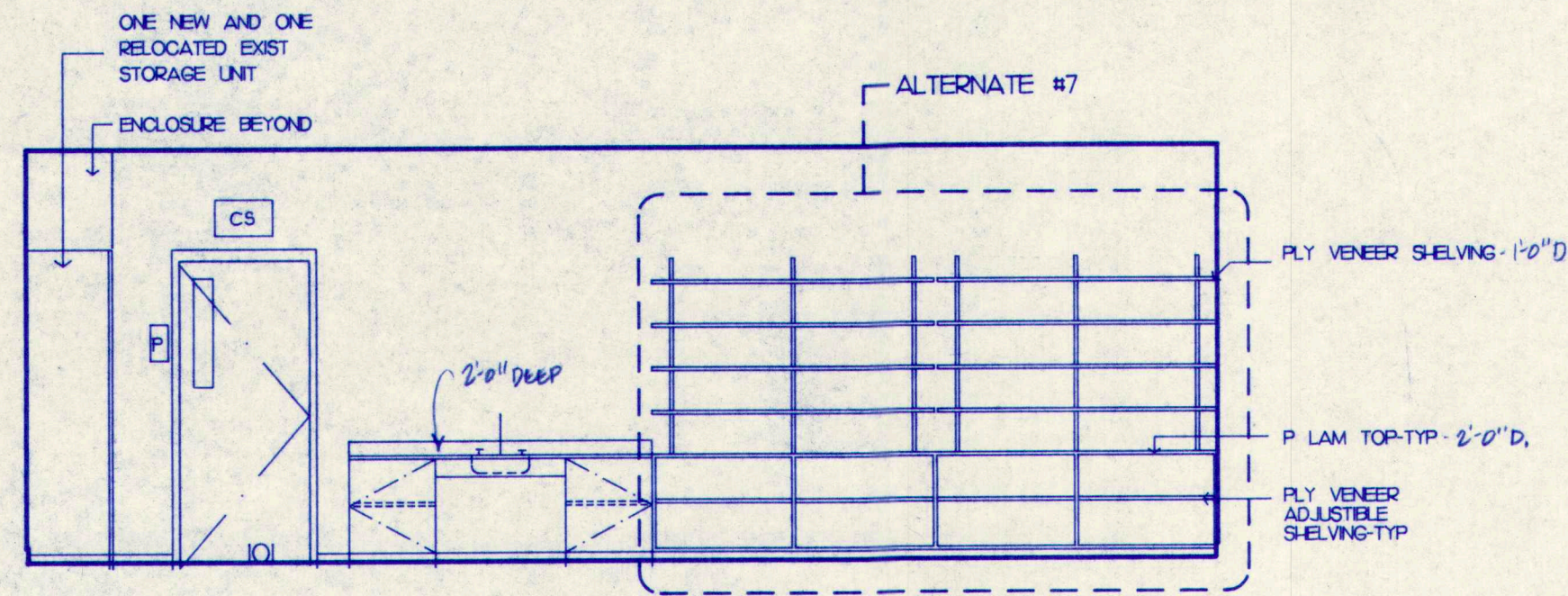
- C4 TYPICAL 4 FT CHALKBOARD
- T4 TYPICAL 4 FT TACK BOARD
- M4 TYPICAL 4 FT MARKER BOARD
- P TYPICAL PHONE
- CS TYPICAL CLOCK/SPEAKER

NOTES:

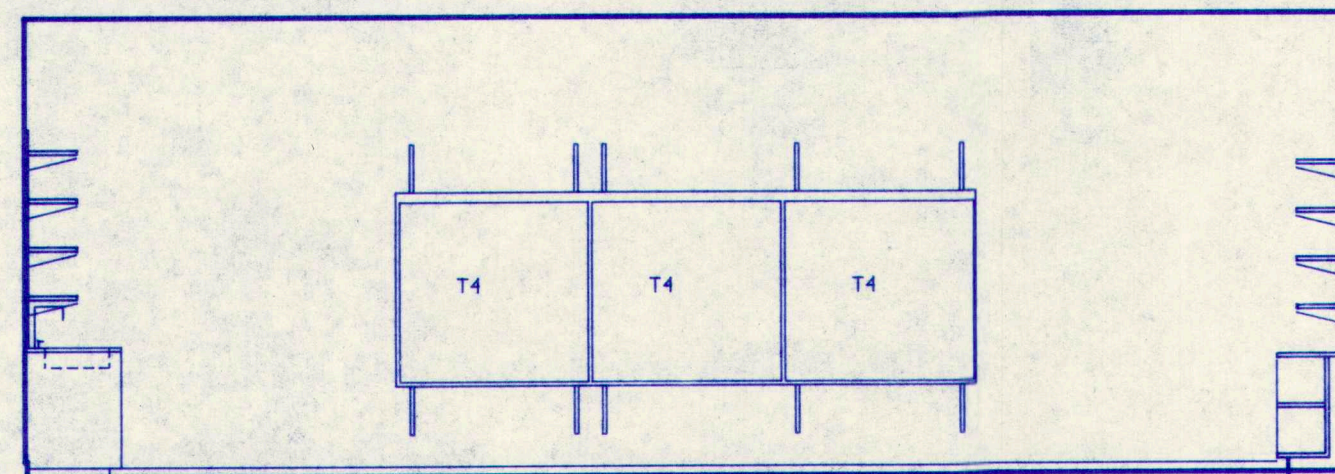
1. ELEVATIONS SHOWN THIS SHEET ARE INTENDED TO BE USED AS "TYPICAL" FOR SIMILAR ROOMS THROUGHOUT THE FACILITIES. SEE PLAN DRAWINGS FOR ACTUAL LAYOUTS AND QUANTITIES OF MATERIALS TO BE PROVIDED.

2. ITEMS ARE GRAPHICALLY INDICATED. ACTUAL ITEMS MAY VARY IN MINOR WAYS IN SIZE, SHAPE, FASTENINGS, ETC. BUT GENERALLY BE INSTALLED AS INDICATED.

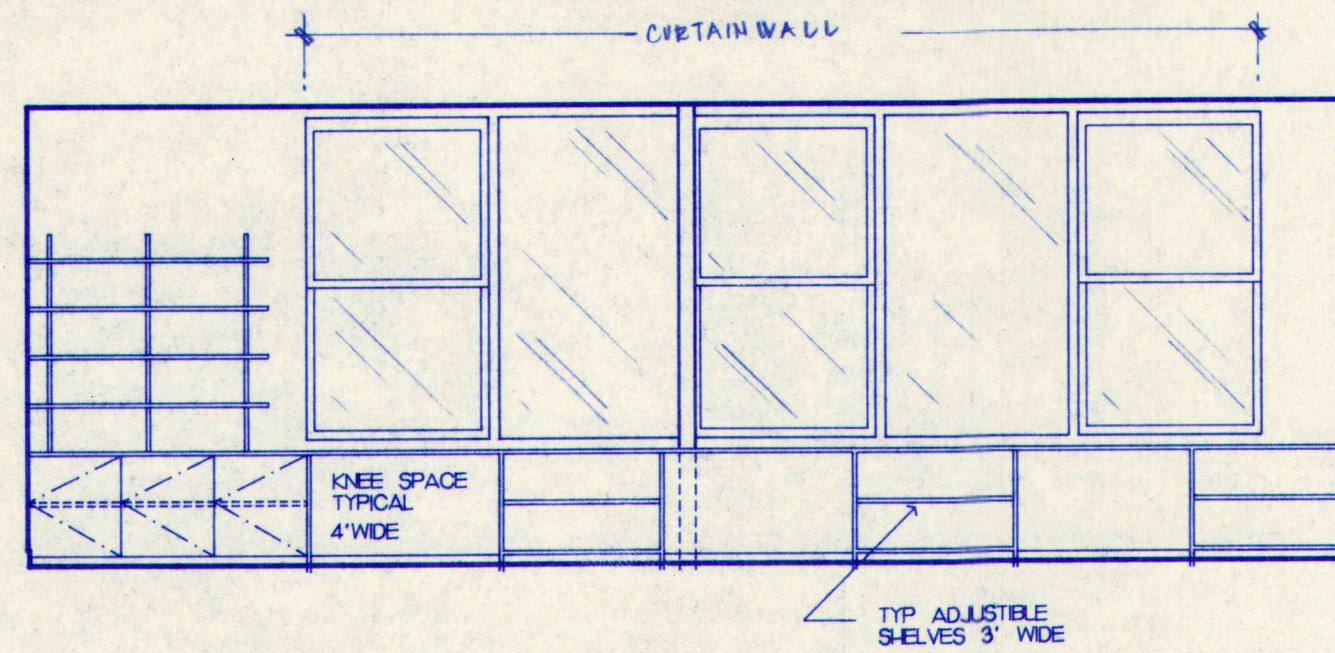
3. PROVIDE PULL DOWN WINDOW SHADES AT ALL EXTERIOR WINDOWS.



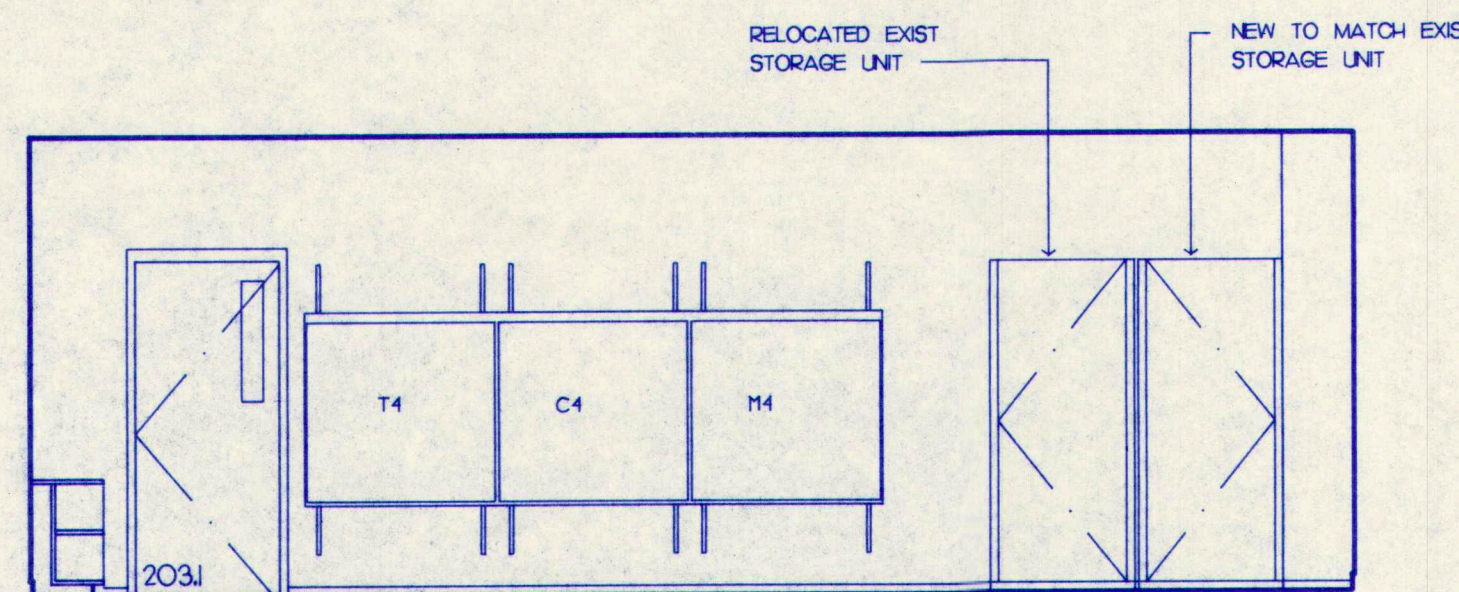
1 CLASSROOM 203
SCALE: 1/4" = 1'-0"
TYPICAL FOR ALL CLASSROOMS SECOND FLOOR PLAN PART G



2 CLASSROOM 203
SCALE: 1/4" = 1'-0"
TYPICAL FOR ALL CLASSROOMS SECOND FLOOR PLAN PART G




3 CLASSROOM 203
SCALE: 1/4" = 1'-0"
TYPICAL FOR ALL CLASSROOMS SECOND FLOOR PLAN PART G



4 CLASSROOM 203
SCALE: 1/4" = 1'-0"
TYPICAL FOR ALL CLASSROOMS SECOND FLOOR PLAN PART G

M.S.A.D. 51 - Addition & Alterations to the Mabel I. Wilson School Cumberland Center, Maine



DATE: 28 MAY 1993
REVISIONS:

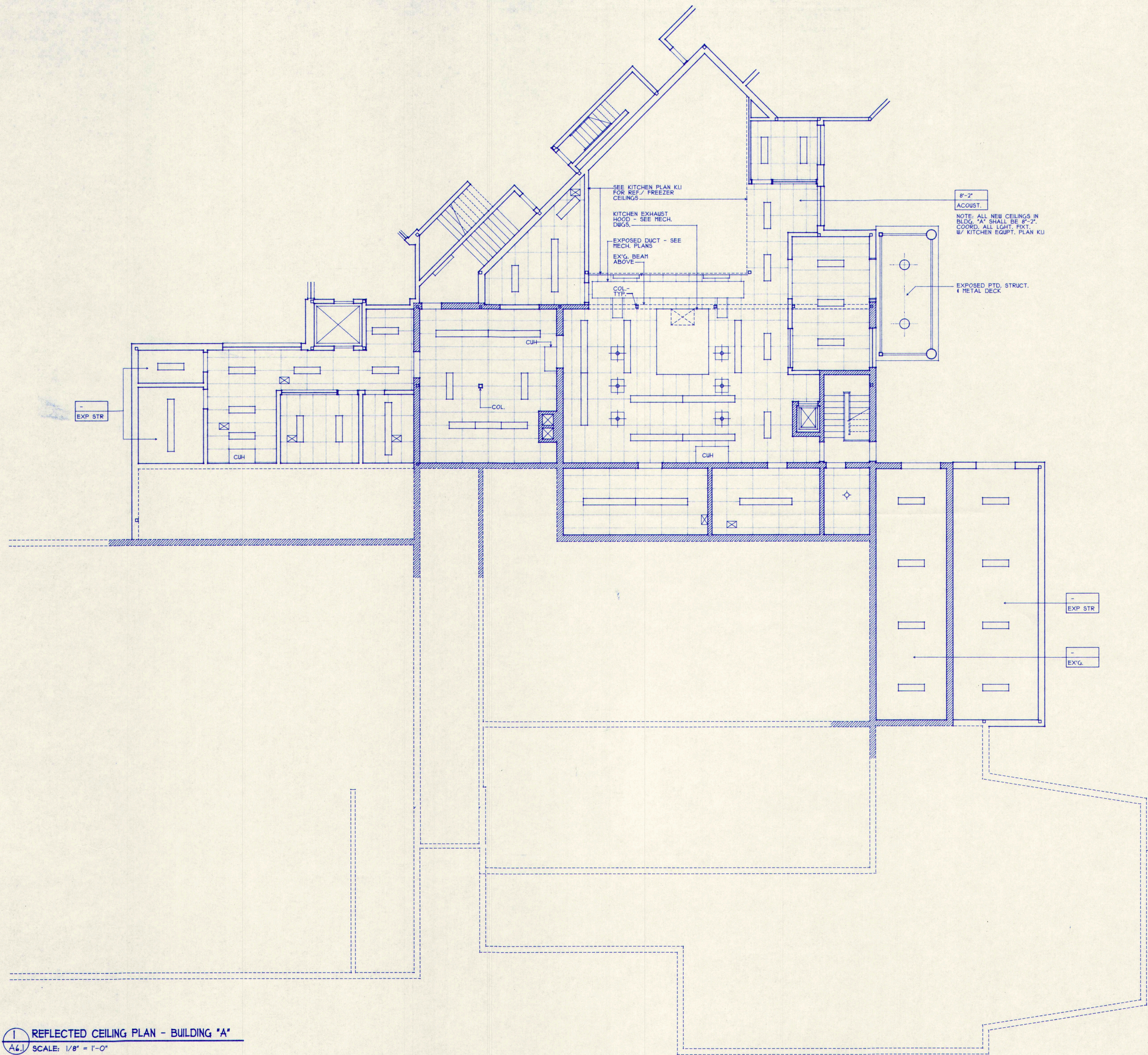
© 1993 Terrien Architects, Inc.

DRAWING NO.

A5.14

0 1' 4' 8' 16' INTERIOR ELEVATIONS
SCALE: 1/4" = 1'-0"

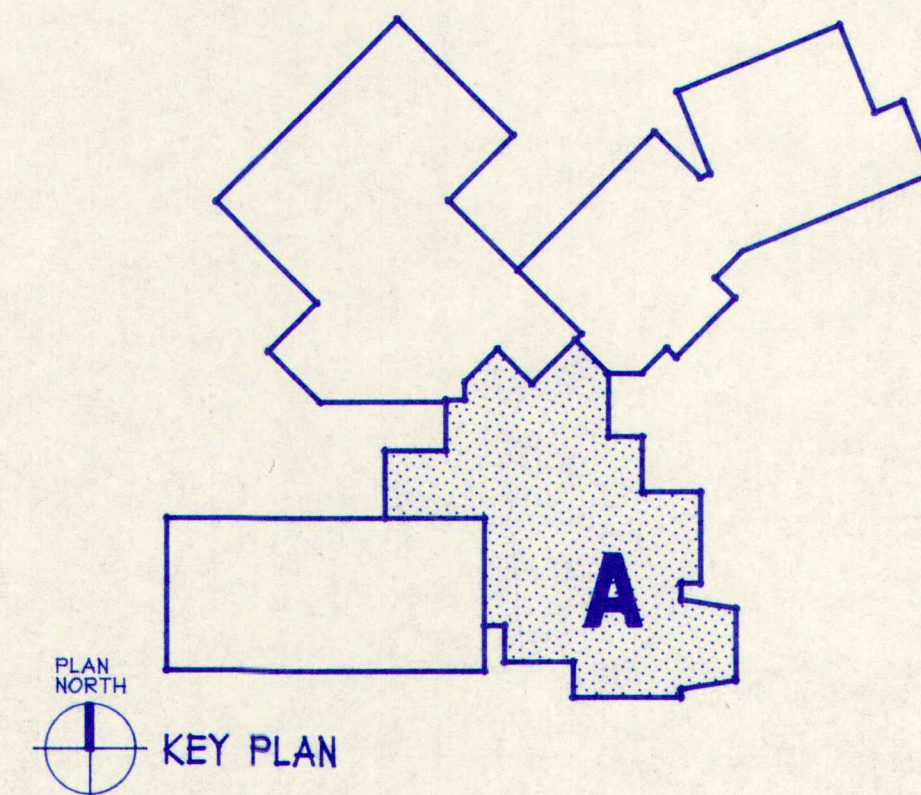
20/06/07/DC3



1 REFLECTED CEILING PLAN - BUILDING "A"
A6.1 SCALE: 1/8" = 1'-0"


EXISTING WALLS TO REMAIN

- KEY:
- WALL-MTD LIGHT FIXTURE
 - RECESSED LIGHT FIXTURE
 - PENDANT LIGHT FIXTURE
 - SURFACE MTD LIGHT FIXTURE
 - RECESSED FLUORESCENT FIXTURE
 - DIFFUSER
 - LINEAR DIFFUSER
 - TRANSFER GRILLS, RETURN GRILLS
 - 8'-0" CEILING HGT.
 - ACOUST. CEILING MAT'L



PLAN NORTH
KEY PLAN

M.S.A.D. 51 - Addition & Alterations to the Mabel I. Wilson School Cumberland Center, Maine



DATE: 28 MAY 1993
REVISIONS:

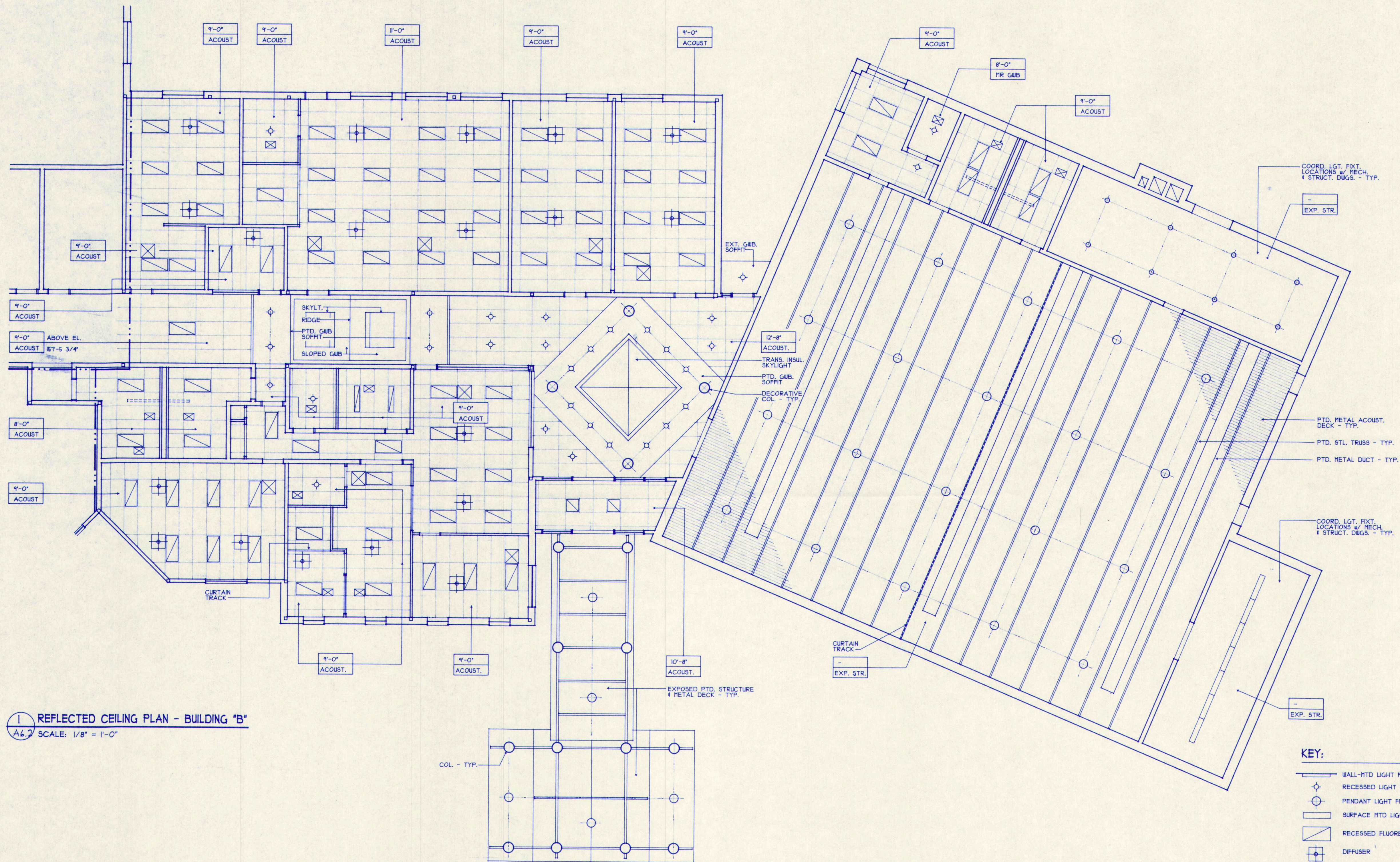
© 1993 Terrien Architects, Inc.

DRAWING NO.

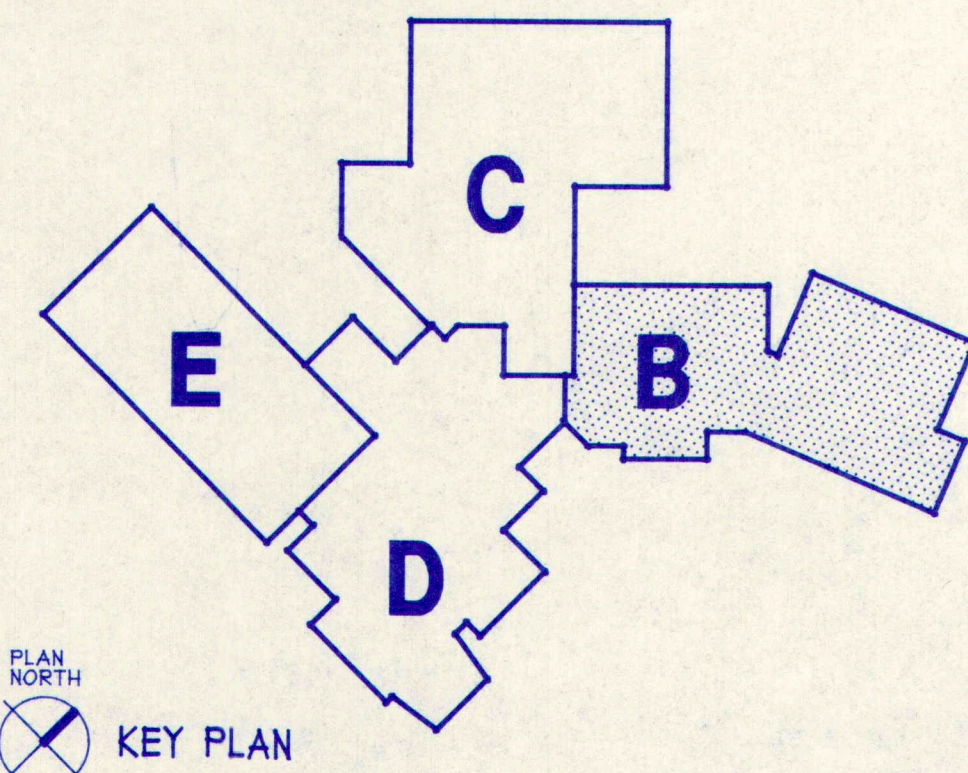
A6.1

2010PC01.DC3


TERRIEN
ARCHITECTS
Terrien Architects, Inc.
4 Milk Street
Portland, Maine 04101
207 774-6016 Fax: 774-9128



1 REFLECTED CEILING PLAN - BUILDING "B"
A6.2 SCALE: 1/8" = 1'-0"



M.S.A.D. 51 - Addition & Alterations to the Mabel I. Wilson School Cumberland Center, Maine



DATE: 28 MAY 1993
REVISIONS:


© 1993 Terrien Architects, Inc.

DRAWING NO.

A6.2

TERRIEN
ARCHITECTS
Terrien Architects, Inc.
4 Milk Street
Portland, Maine 04101
207 774-6016 Fax: 774-8128

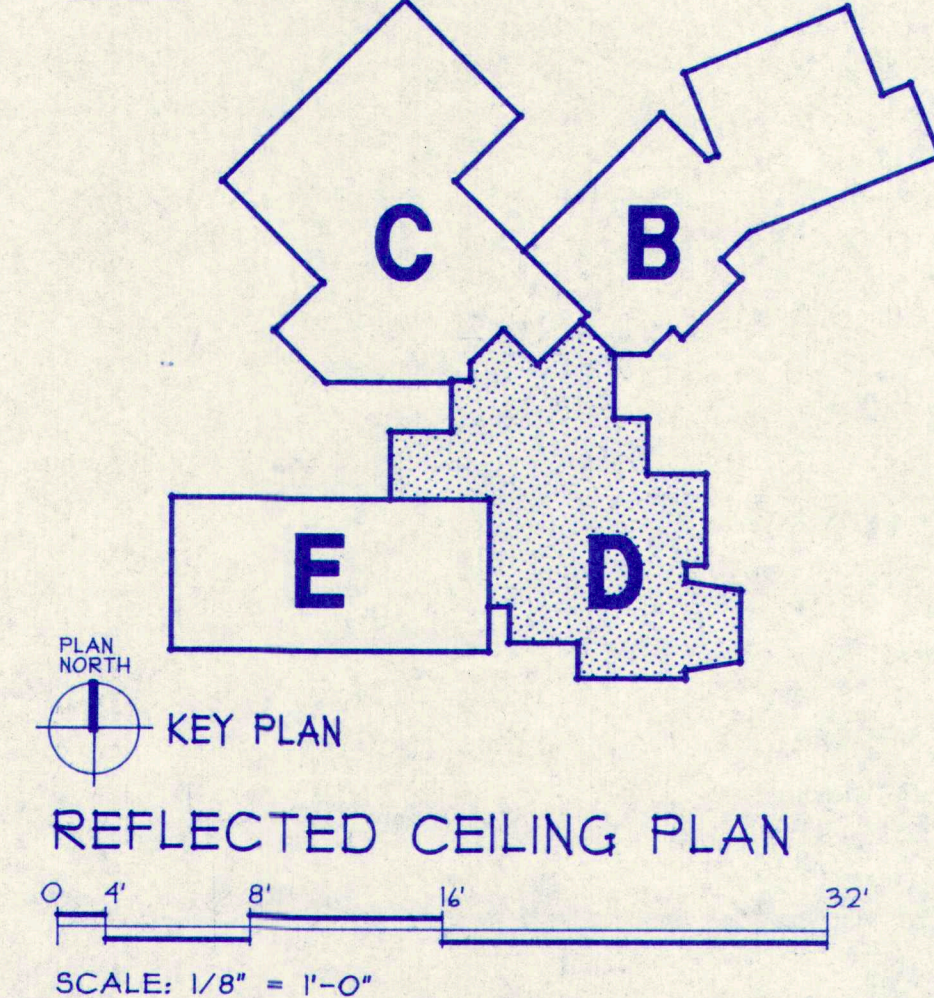
2010PC02.DC3



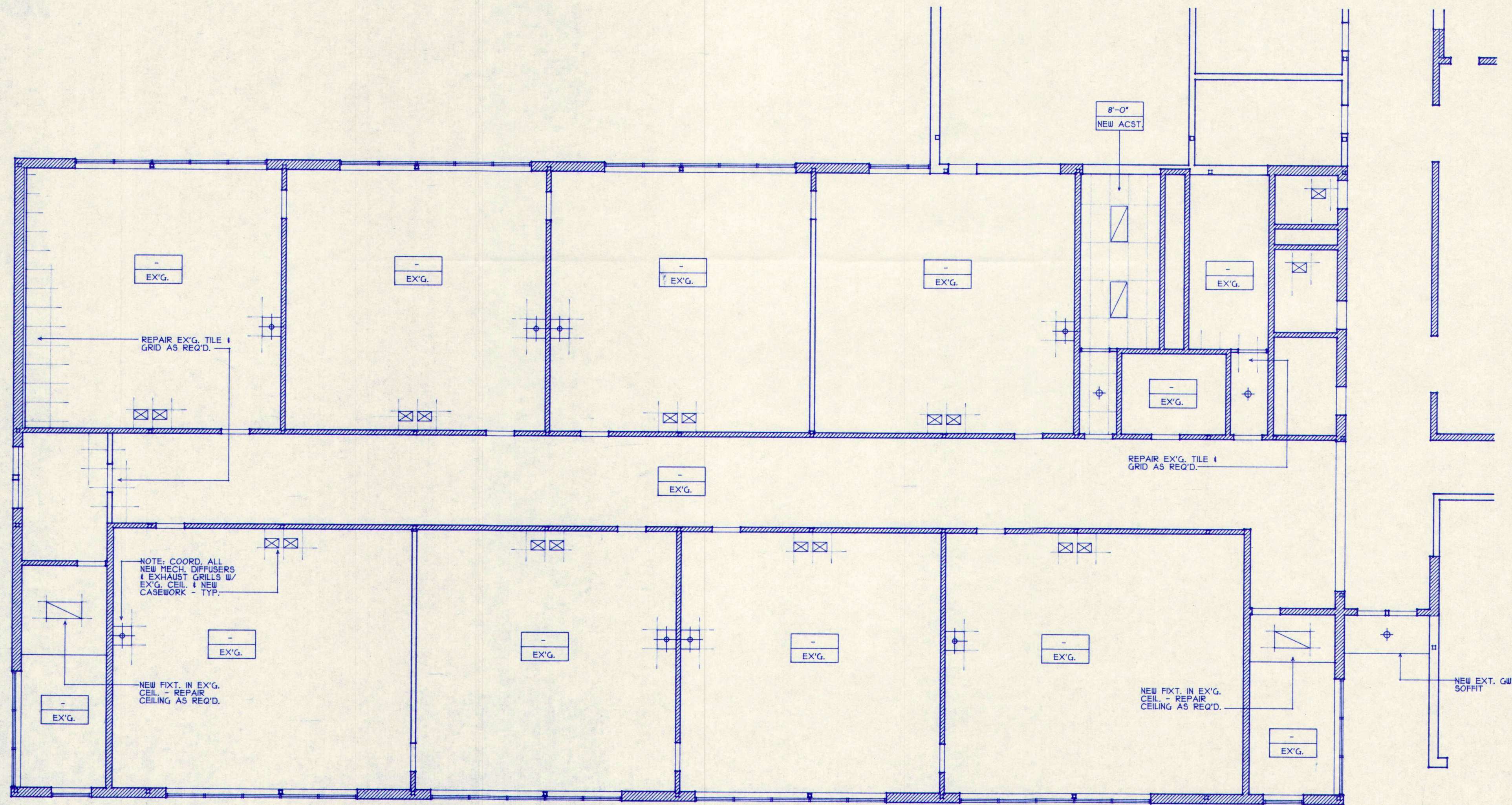
**T E R R I E N
A R C H I T E C T S**

Terrien Architects, Inc.
4 Milk Street
Portland, Maine 04101

A6.4



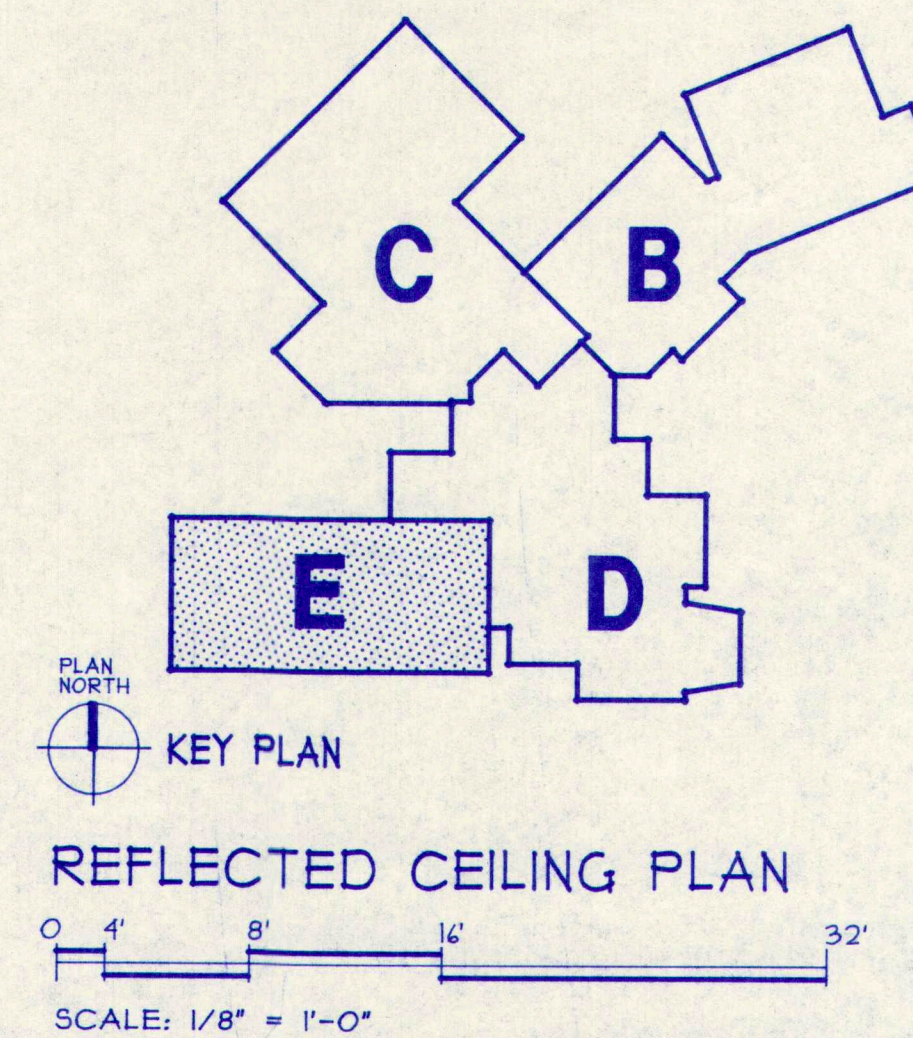
SCALE: $1/8" = 1'-0"$




1 FIRST FLOOR PLAN - BUILDING "E"
A6.5 SCALE: 1/8" = 1'-0"

EXISTING WALLS TO REMAIN
NOTE: REFER TO ELEC. DWGS. FOR REUSE OF EX'G. LGT. FIXTURES.

- KEY:
- WALL-MTD LIGHT FIXTURE
 - RECESSED LIGHT FIXTURE
 - PENDANT LIGHT FIXTURE
 - SURFACE MTD LIGHT FIXTURE
 - RECESSED FLUORESCENT FIXTURE
 - DIFFUSER
 - LINEAR DIFFUSER
 - TRANSFER GRILLS, RETURN GRILLS
 - 9'-0" CEILING HGT.
 - ACOUST. CEILING MAT'L.



M.S.A.D. 51 - Addition & Alterations to the
Mabel I. Wilson School
Cumberland Center, Maine



DATE: 28 MAY 1993
REVISIONS:

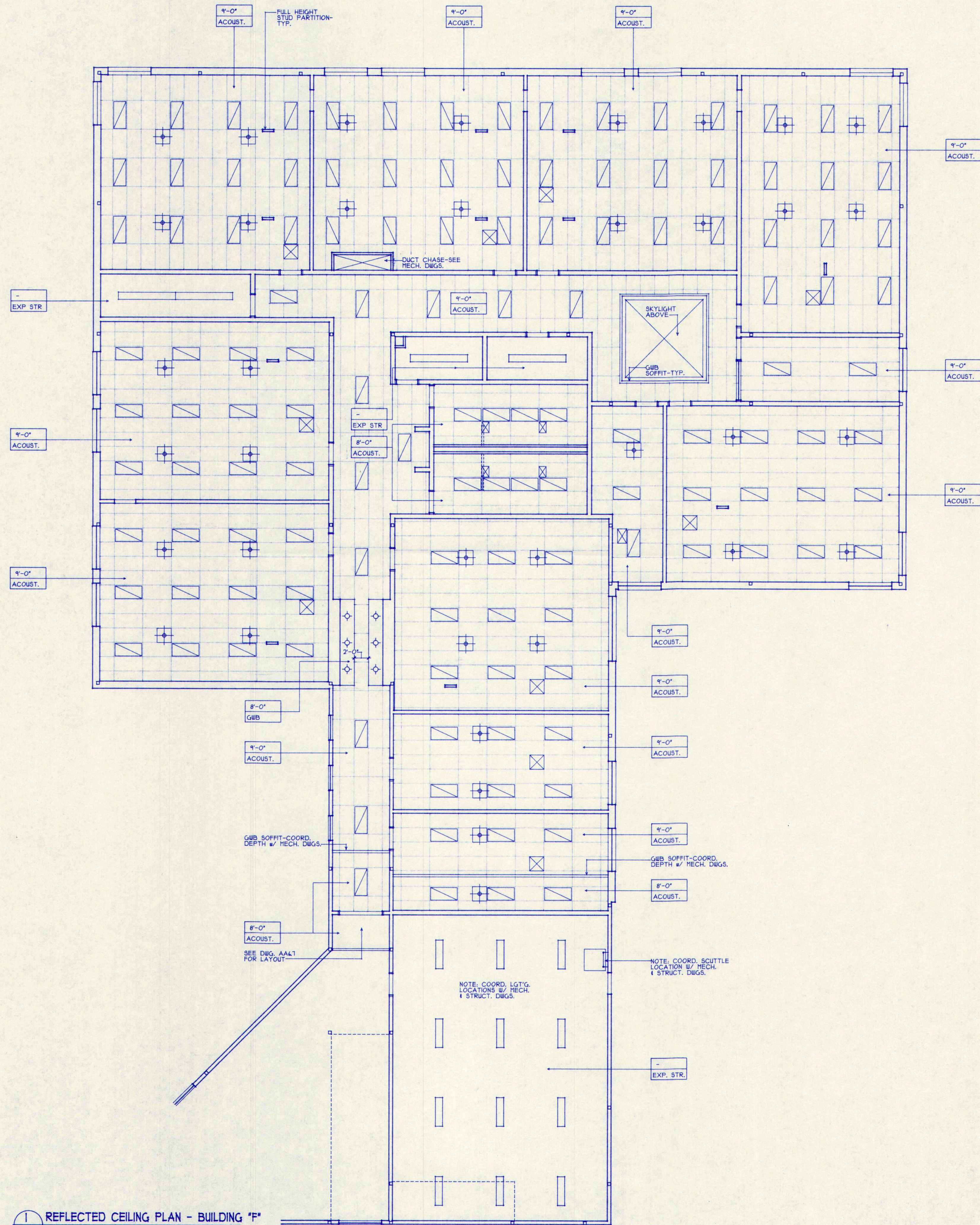
© 1993 Terrien Architects, Inc.

DRAWING NO.

A6.5

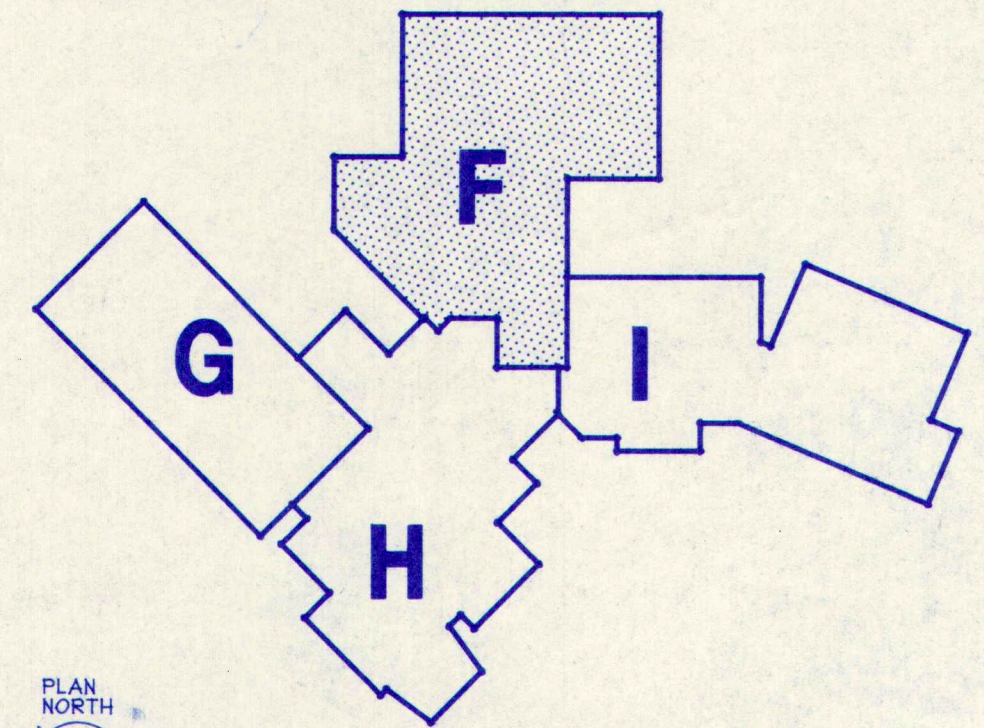
TERRIEN
ARCHITECTS
Terrien Architects, Inc.
4 Milk Street
Portland, Maine 04101
207 774-6016 Fax: 774-9128

201DPC05.DOC3



1 REFLECTED CEILING PLAN - BUILDING "F"
A6.6 SCALE: 1/8" = 1'-0"

- KEY:
- WALL-MTD LIGHT FIXTURE
 - ⊕ RECESSED LIGHT FIXTURE
 - ⊙ PENDANT LIGHT FIXTURE
 - SURFACE MTD LIGHT FIXTURE
 - ▭ RECESSED FLUORESCENT FIXTURE
 - ⊕ DIFFUSER
 - LINEAR DIFFUSER
 - ⊗ TRANSFER GRILLS, RETURN GRILLS
 - 9'-0" CEILING HGT.
 - ACOUST. CEILING MAT'L.




PLAN NORTH
KEY PLAN

REFLECTED CEILING PLAN

0 4' 8' 16' 32'
SCALE: 1/8" = 1'-0"

M.S.A.D. 51 - Addition & Alterations to the Mabel I. Wilson School Cumberland Center, Maine



DATE: 28 MAY 1993
REVISIONS:

© 1993 Terrien Architects, Inc.

DRAWING NO.

A6.6

TERRIEN
ARCHITECTS
Terrien Architects, Inc.
4 Milk Street
Portland, Maine 04101
207 774-6016 Fax: 774-9128

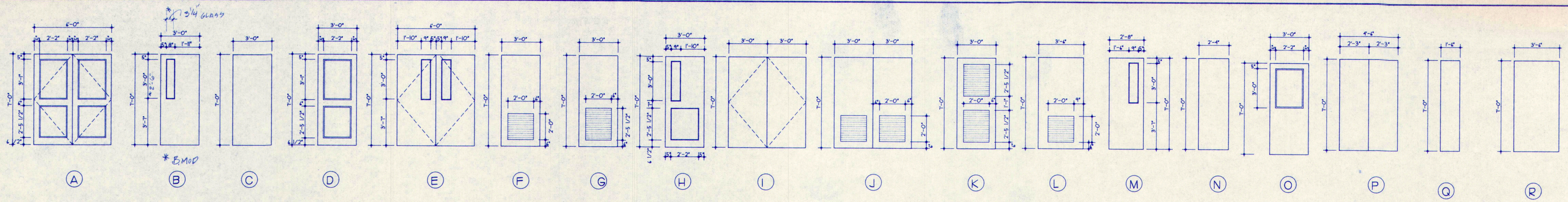
2010P06.DWG

DOOR SCHEDULE

DOOR NO.	DOOR SIZE			DOOR TYPE	DOOR MAT'L	FIRE RATING	FRAME TYPE	FRAME MAT'L	HRDW SET#	REMARKS
	WDTH	HGT	THK							
AE01A	3'-0"	T'-0"	1 3/4"	23	EXIST-REPAINT DOOR AND FRAME
AO1B	3'-0"	T'-0"	1 3/4"	B	HM	IHR	A	HM	8	.
AE01C	3'-0"	T'-0"	1 3/4"	F	HM	.	A	HM	8	FRAME OPENING FOR DOOR SPEC
AE01D	3'-0"	T'-0"	1 3/4"	F	23	EXIST-REPAINT DOOR AND FRAME
AE01E	3'-0"	T'-0"	1 3/4"	22	EXIST-REPAINT DOOR AND FRAME
AE01F	3'-0"	T'-0"	1 3/4"	21	EXIST-REPAINT DOOR AND FRAME
AE02	3'-0"PR	T'-0"	1 3/4"	EXIST-REPAINT DOOR AND FRAME
AO2	3'-0"	T'-0"	1 3/4"	C	WD	.	F	HM	8	.
AO3.1	3'-0"PR	T'-0"	1 3/4"	A	HM	.	C	HM	15	.
AO3.2	3'-0"PR	T'-0"	1 3/4"	A	HM	.	C	HM	3	GALV DR AND FRAME/OMIT BOTTOM GLASS PANEL AND PROVIDE SOLID PANEL
AO4	3'-0"	T'-0"	1 3/4"	F	HM	.	A	HM	8	3/4" U.C.
.	NOT USED
AO4	3'-0"PR	T'-0"	1 3/4"	I	HM	.	C	HM	17	.
AO1	3'-0"	T'-0"	1 3/4"	F	HM	.	A	HM	10	.
AO8	3'-0"	T'-0"	1 3/4"	C	WD	.	E	HM	8	.
.	NOT USED
AO10	3'-0"	T'-0"	1 3/4"	F	HM	.	A	HM	8	.
.	NOT USED
.	NOT USED
AO13	3'-0"	T'-0"	1 3/4"	C	HM	2HR	A	HM	9	.
AO14	3'-0"	T'-0"	1 3/4"	B,MOD	HM	IHR	A	HM	8	SEE A7.2
EE101	3'-0"	T'-0"	1 3/4"	.	WD	.	.	.	23	REFINISH AND NEW HARDWARE
EE101.1	3'-0"	T'-0"	1 3/4"	.	WD	.	.	.	23	REFINISH AND NEW HARDWARE
EE102	3'-0"	T'-0"	1 3/4"	.	WD	.	.	.	23	REFINISH AND NEW HARDWARE
EE103	3'-0"	T'-0"	1 3/4"	.	WD	.	.	.	23	REFINISH AND NEW HARDWARE
EE103.1	3'-0"	T'-0"	1 3/4"	.	WD	.	.	.	23	REFINISH AND NEW HARDWARE
EE104	3'-0"	T'-0"	1 3/4"	.	WD	.	.	.	23	REFINISH AND NEW HARDWARE
E104.1	3'-0"	T'-0"	1 3/4"	B	WD	.	B	HM	8	.
EE105	3'-0"	T'-0"	1 3/4"	.	WD	.	.	.	23	REFINISH AND NEW HARDWARE
E105.1	3'-0"	T'-0"	1 3/4"	B	WD	.	B	HM	8	.
EE104	3'-0"	T'-0"	1 3/4"	.	WD	.	.	.	23	REFINISH AND NEW HARDWARE
EE104.1	3'-0"	T'-0"	1 3/4"	.	WD	.	.	.	23	REFINISH AND NEW HARDWARE
EE107	3'-0"	T'-0"	1 3/4"	.	WD	.	.	.	23	REFINISH AND NEW HARDWARE
EE108	3'-0"	T'-0"	1 3/4"	.	WD	.	.	.	23	REFINISH AND NEW HARDWARE
EE108.1	3'-0"	T'-0"	1 3/4"	.	WD	.	.	.	23	REFINISH AND NEW HARDWARE
D109	3'-0"	T'-0"	1 3/4"	B	WD	.	A	HM	8	.
D110	3'-0"	T'-0"	1 3/4"	B	WD	.	A	HM	8	.
D111	3'-0"	T'-0"	1 3/4"	B	WD	.	F	HM	8	.
D111.1	3'-0"	T'-0"	1 3/4"	C	HM	.	A	HM	5	GALV. DOOR AND FRAME
D11A	3'-0"	T'-0"	1 3/4"	F	WD	.	B	HM	10	.
D112	3'-0"	T'-0"	1 3/4"	B	WD	.	B	HM	8	.
D12A	3'-0"PR	T'-0"	1 3/4"	J	WD	.	C	HM	17	.
EE113	3'-0"	T'-0"	1 3/4"	.	WD	.	.	.	24	REFINISH AND NEW HARDWARE
E114A	3'-0"	T'-0"	1 3/4"	C	WD	.	B	HM	15	.
E114B	3'-0"	T'-0"	1 3/4"	C	WD	.	B	HM	15	.
D115	3'-0"	T'-0"	1 3/4"	B	WD	.	A	HM	8	.
D115.1	3'-0"	T'-0"	1 3/4"	B	WD	.	A	HM	8	.
EE116	3'-0"	T'-0"	1 3/4"	.	WD	.	.	.	24	REFINISH AND NEW HARDWARE, 3/4" U.C.
EE117	3'-0"	T'-0"	1 3/4"	.	WD	.	.	.	22	REFINISH AND NEW HARDWARE
EE118	3'-0"	T'-0"	1 3/4"	.	WD	.	.	.	24	REFINISH AND NEW HARDWARE, 3/4" U.C.
E119	3'-0"	T'-0"	1 3/4"	D	HM	3/4 HR.	Y	HM	.	3/4 ASSEMBLY
E120	3'-0"PR	T'-0"	1 3/4"	A	ALUM	.	C	ALUM	1	PART OF CURTAIN WALL ASSEMBLY
E121	3'-0"	T'-0"	1 3/4"	B	HM	IHR	.	.	18	REPLACE EXISTING DOOR, HOLD OPENER
E122	3'-0"	T'-0"	1 3/4"	B	HM	IHR	.	.	18	REPLACE EXISTING DOOR, HOLD OPENER
D123	3'-0"PR	T'-0"	1 3/4"	A	ALUM	.	C	ALUM	1	.
D123A	3'-0"PR	T'-0"	1 3/4"	J	HM	.	C	HM	17	.
DE124.1	3'-0"PR	8'-0"	1 3/4"	.	WD	REFINISH AND NEW HARDWARE
DE124.2	3'-0"PR	8'-0"	1 3/4"	.	WD	REFINISH AND NEW HARDWARE
DE124.3	3'-0"	T'-0"	1 3/4"	.	WD	REFINISH AND NEW HARDWARE/PROVIDE LOUVERS SIMILAR TO DOOR TYPE J
DE124.4	2'-4"PR	T'-0"	1 3/4"	.	WD	REFINISH AND NEW HARDWARE
D124A	3'-0"PR	T'-0"	1 3/4"	J	HM	.	C	HM	10	NEW LINTELS, LOUVER ON ONE DOOR
.
D124C	3'-0"	T'-0"	1 3/4"	K	WD	.	B	HM	13	.
D124D	3'-0"	T'-0"	1 3/4"	K	WD	.	B	HM	13	.
D124E	2'-4"	T'-0"	1 3/4"	N	WD	.	H	HM	8	.
D125	3'-0"	T'-0"	1 3/4"	B	WD	.	B	HM	8	NEW LINTELS
D125B	3'-0"	T'-0"	1 3/4"	B	WD	.	A	HM	8	NEW LINTELS
DE125.1	3'-0"	T'-0"	1 3/4"	.	WD	REFINISH AND NEW HARDWARE

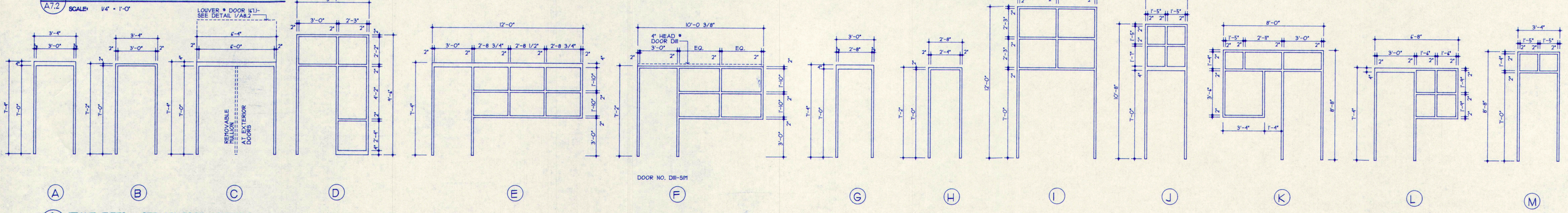
DOOR NO.	DOOR SIZE			DOOR TYPE	DOOR MAT'L	FIRE RATING	FRAME TYPE	FRAME MAT'L	HRDW SET#	REMARKS
	WDTH	HGT	THK							
DE125.2	3'-0"	T'-0"	1 3/4"	.	WD	REFINISH AND NEW HARDWARE
D126	3'-0"PR	T'-0"	1 3/4"	A	ALUM	.	Y asm.	ALUM	1	NEW ENTRANCE ASSEMBLY W/SIDELIGHTS
D127	3'-0"	T'-0"	1 3/4"	F	WD	.	A	HM	10	.
D128	3'-0"	T'-0"	1 3/4"	B	WD	.	A	HM	8	.
DE129	3'-0"	T'-0"	1 3/4"	.	WD	REFINISH AND NEW HARDWARE
.
D132	3'-0"PR	T'-0"	1 3/4"	A	ALUM	.	BB	ALUM	2	NON-THERMAL FRAME STOREFRONT
D132.1	3'-0"PR	T'-0"	1 3/4"	A	ALUM	.	AA	ALUM	1	EXTERIOR STOREFRONT
C133	3'-0"PR	T'-0"	1 3/4"	A	HM	3/4 HR.	C	HM	18	HOLD OPENERS FOR PAIR
D133.1	2'-8"	T'-0"	1 3/4"	M	WD	.	G	HM	8	.
C134	3'-0"	T'-0"	1 3/4"	B	WD	.	A	HM	8	.
C134.1	3'-0"	T'-0"	1 3/4"	B	WD	.	A	HM	8	.
D135	3'-0"	T'-0"	1 3/4"	A	WD	.	U	HM	19	.
C135.1	3'-0"	T'-0"	1 3/4"	C	HM	.	A	HM	5	.
C135.A	3'-0"	T'-0"	1 3/4"	C	WD	.	B	HM	8	3/4" U.C.
C135.C	3'-0"	T'-0"	1 3/4"	C	WD	.	B	HM	12	3/4" U.C.
C135.D	3'-0"	T'-0"	1 3/4"	C	WD	.	B	HM	8	.
C136	3'-0"	T'-0"	1 3/4"	B	WD	.	A	HM	8	.
C136.1	3'-0"	T'-0"	1 3/4"	B	WD	.	A	HM	8	.
C136.A	3'-0"	T'-0"	1 3/4"	C	WD	.	B	HM	12	3/4" U.C.
C137	3'-0"	T'-0"	1 3/4"	B	WD	.	A	HM	8	.
C137.A	3'-0"	T'-0"	1 3/4"	C	WD	.	B	HM	12	3/4" U.C.
C138	3'-0"	T'-0"	1 3/4"	B	WD	.	A	HM	8	.
C138.A	3'-0"	T'-0"	1 3/4"	C	WD	.	B	HM	12	3/4" U.C.
C139	3'-0"	T'-0"	1 3/4"	B	WD	.	A	HM	8	.
C139.1	3'-0"	T'-0"	1 3/4"	B	WD	.	B	HM	8	.
C139.2	3'-0"	T'-0"	1 3/4"	B	WD	.	B	HM	8	.
C139.3	3'-0"	T'-0"	1 3/4"	O	HM	.	Z	HM	.	.
C139.A	3'-0"	T'-0"	1 3/4"	C	WD	.	B	HM	12	3/4" U.C.
C140	3'-0"	T'-0"	1 3/4"	B	WD	.	A	HM	8	.
C140.A	3'-0"	T'-0"	1 3/4"	C	WD	.	B	HM	12	3/4" U.C.
C140.1	3'-0"	T'-0"	1 3/4"	B	WD	.	B	HM	8	.
C140.2	3'-0"	T'-0"	1 3/4"	O	HM	.	Z	HM	5	.
C141	3'-0"	T'-0"	1 3/4"	B	WD	.	A	HM	8	.
C141.A	3'-0"	T'-0"	1 3/4"	C	WD	.	B	HM	12	3/4" U.C.
C142	3'-0"	T'-0"	1 3/4"	B	WD	.	A	HM	8	.
C142.A	3'-0"	T'-0"	1 3/4"	C	WD	.	B	HM	12	3/4" U.C.
C142.1	3'-0"	T'-0"	1 3/4"	B	WD	.	B	HM	8	.
C143.1	3'-0"	T'-0"	1 3/4"	D	ALUM	.	Z	ALUM	1	.
C143	3'-0"	T'-0"	1 3/4"	HM	IHR	.	V	HM	1	1 HR. ASSEMBLY/ HOLD OPENERS FOR DOOR. SEE A7.2
C144A	3'-0"	T'-0"	1 3/4"	F	WD	.	A	HM	8	.
C144B.1	3'-0"	T'-0"	1 3/4"	B	WD	.	A	HM	8	.
C144B.2	3'-0"	T'-0"	1 3/4"	B	WD	.	A	HM	8	.
C144B.3	3'-0"	T'-0"	1 3/4"	D	ALUM	.	Z	ALUM	5	.
C145.1	3'-0"	T'-0"	1 3/4"	B	WD	.	A	HM	8	.
C145.2	3'-0"	T'-0"	1 3/4"	B	WD	.	B	HM	8	.
C146.A	3'-0"	T'-0"	1 3/4"	D	ALUM	.	Z	ALUM	1	.
C147	3'-0"	T'-0"	1 3/4"	F	WD	.	A	HM	8	.
C148	3'-0"	T'-0"	1 3/4"	F	WD	.	A	HM	10	.
C149	3'-0"	T'-0"	1 3/4"	H	WD	.	A	HM	8	.
B150	3'-0"	T'-0"	1 3/4"	H	WD	.	L	HM	8	.
B151.A	3'-0"	T'-0"	1 3/4"	G	WD	.	A	HM	15	.
B151.B	3'-0"	T'-0"	1 3/4"	G	WD	.	A	HM	15	.
B152	3'-0"	T'-0"	1 3/4"	H	WD	.	K	HM	8	.
B153	3'-0"	T'-0"	1 3/4"	D	WD	.	M	HM	11	.
B154	3'-0"	T'-0"	1 3/4"	H	WD	.	J	HM	8	.
B154A	3'-0"	T'-0"	1 3/4"	D	HM	.	A	HM	5	.
B154.B	3'-0"	T'-0"	1 3/4"	C	WD	.	B	HM	12	3/4" U.C.
B155	3'-0"	T'-0"	1 3/4"	B	WD	.	A	HM	13	.
B156.1	3'-0"	T'-0"	1 3/4"	P	WD	.	Q	HM	14	.
B156.2	3'-0"	T'-0"	1 3/4"	Q	WD	.	R	HM	10	.
B157	3'-0"	T'-0"	1 3/4"	C	WD	.	A	HM	12	3/4" U.C.
B158	3'-0"	T'-0"	1 3/4"	I	WD	.	C	HM	17	MODIFY HARDWARE ON ACTIVE LEAF. CLASSROOM FUNCTION D
B158.A	3'-0"	T'-0"	1 3/4"	C	WD	.	B	HM	12	.
B158.B	3'-0"	T'-0"	1 3/4"	O	WD	.	N	HM	13	.
B159	3'-0"	T'-0"	1 3/4"	F	WD	.	A	HM	8	.
B160	3'-0"	T'-0"	1 3/4"	D	WD	.	O	HM	11	.
B161	3'-0"	T'-0"	1 3/4"	B	WD	.	B	HM	8	.
B162	3'-0"	T'-0"	1 3/4"	H	WD	.	A	HM	8	.
B162.1	3'-0"	T'-0"	1 3/4"	B	WD	.	B	HM	8	.

DOOR NO.	DOOR SIZE			DOOR TYPE	DOOR MAT'L	FIRE RATING	FRAME TYPE	FRAME MAT'L	HRDW SET#	REMARKS
	WDTH	HGT	THK							
B163	3'-0"	T'-0"	1 3/4"	D	ALUM	.	P	ALUM	1	.
B164	3'-0"	T'-0"	1 3/4"	H	WD	.	A	HM	8	.
B165	3'-0"PR	T'-0"	1 3/4"	A	ALUM	.	X	ALUM	2	NON-THERMAL FRAME STOREFRONT
B165.1	3'-0"PR	T'-0"	1 3/4"	A	ALUM	.	W	ALUM	1	EXTERIOR STOREFRONT
B166.1	3'-0"PR	T'-0"	1 3/4"	E	WD	.	I	HM	18	.
B166.2	3'-0"	T'-0"	1 3/4"	C	HM	.	A	HM	4	.
B166.3	3'-0"	T'-0"	1 3/4"	C	HM	.	A	HM	4	.
B166.4	3'-0"PR	T'-0"	1 3/4"	I	WD	.	C	HM	17	.
B166.A	3'-0"	T'-0"	1 3/4"	PART OF CHAIN LINK/LATCH AND LOCK
B167.A	3'-6"	T'-0"	1 3/4"	R	HM	.	A	HM	7	NO ASTRAGAL
B167.1	3'-0"PR	T'-0"	1 3/4"	I	HM	.	C	HM	7	LOUVER ABOVE DOOR SEE BALL SECTION 1 ON A



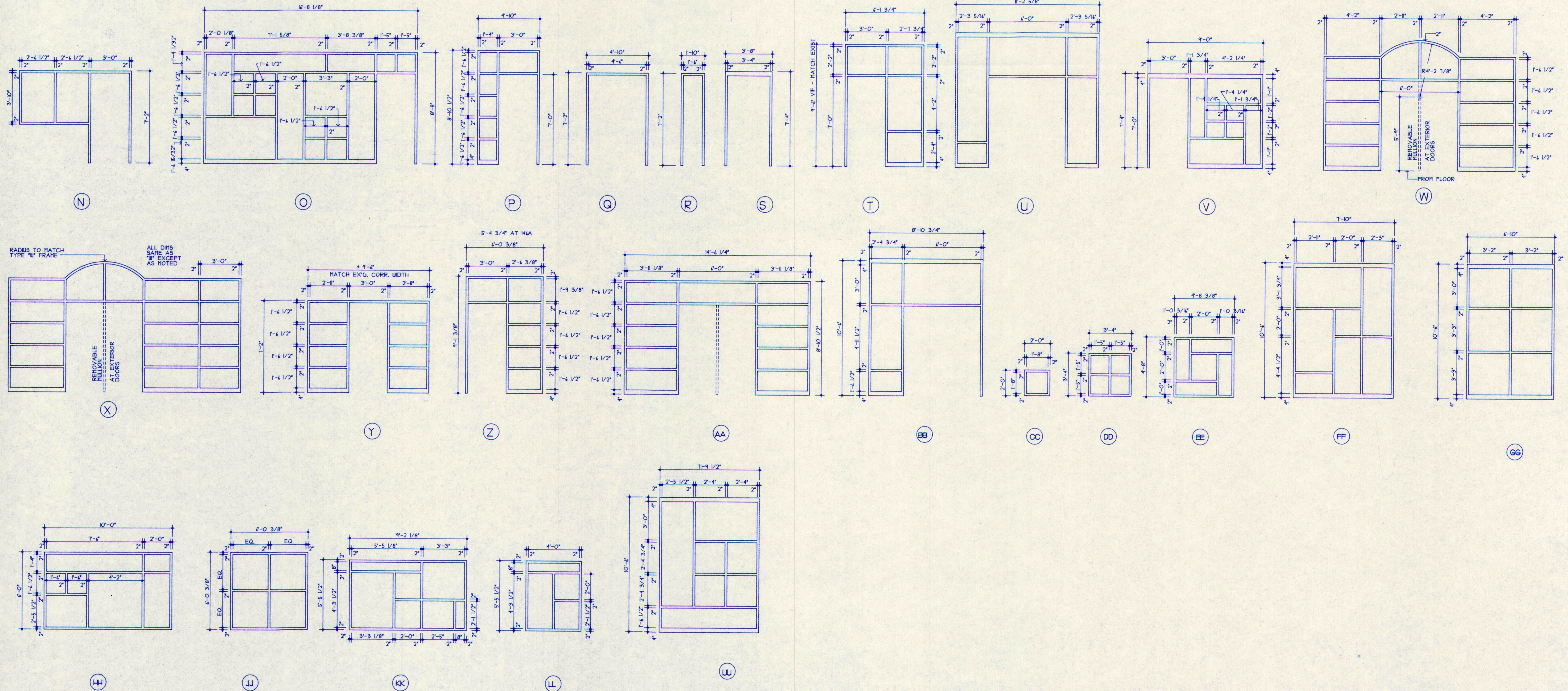
1 DOOR TYPES - SEE A7J DOOR SCHEDULE

A7.2 SCALE: 1/4" = 1'-0"



2 FRAME TYPES - SEE A7J DOOR SCHEDULE

A7.2 SCALE: 1/4" = 1'-0"




FINISH SCHEDULE

FLR	ROOM NO.	ROOM NAME	WALLS				FLOOR	BASE	CEIL.	REMARKS	FLR	ROOM NO.	ROOM NAME	WALLS				FLOOR	BASE	CEIL.	REMARKS
			N	S	E	W								N	S	E	W				
BASEMENT	EO1A	EXISTING KITCHEN	P1	P1	P1	P1	-	-	C2	.	1ST FLOOR	135C	TOILET	P2	P2	P1	P2	VCT	VINYL	EXPTD	.
	EO1B	EXISTING KITCHEN	P1	P1	P1	P1	CT2	CT2	C2	REPAIR WALLS, ETC.		135D	A/V STORAGE	P2	P2	P2	P2	VCT	VINYL	CI	.
	EO1C	STORAGE	P1	P1	P1	P1	CT2	CT2	CI	.		136	CLASSROOM	P1	P1	P2	P1	VCT	VINYL	CI	.
	EO1D	STORAGE	P1	P1	P1	P1	CT2	CT2	CI	.		136A	TOILET	P2	P2	P2	P2	VCT	VINYL	CI	.
	EO1E	TOILET	P1	P1	P1	P1	VCT	VINYL	CI	.		137	CLASSROOM	P1	P2	PI/P2	P2	VCT	VINYL	CI	.
	EO1F	STAIR	P1	P1	P1	P1	R	VINYL	CI	.		137A	TOILET	P2	P2	P1	P2	VCT	VINYL	CI	.
	E02	BASEMENT	P1	P1	P1	P1	-	-	-	.		138	CLASSROOM	P2	PI/P2	P2	P2	VCT	VINYL	CI	.
	O1		P1	P1	P1	P1	CT2	CT2	C2	.		138A	TOILET	P2	P1	P2	P2	VCT	VINYL	CI	.
	O2		P1/P2	P2	P2	P2	CPT	VINYL	CI	.		139	CLASSROOM	P2	PI/P2	P2	P2	VCT	VINYL	CI	.
	O3		P1	P1	P1	P1	CT2	CT2	CI	.		139A	TOILET	P2	P1	P2	P2	VCT	VINYL	CI	.
	O4		P1	P1	P1	P1	CT2	CT2	CI	.		140	CLASSROOM	P2	PI/P2	P2	P2	VCT	VINYL	CI	.
	O5		-	-	-	-	CT2	-	-	.		140A	TOILET	P2	P1	P2	P2	VCT	VINYL	CI	.
	O6		P1	P1	P1	P1	CONC	-	-	.		141	CLASSROOM	P2	PI/P2	P2	P2	VCT	VINYL	CI	.
	O7		P1	P1	P1	P1	VCT	VINYL	-	.		141A	TOILET	P2	P1	P2	P2	VCT	VINYL	CI	.
	O8		P1	P1	P1	P1	CPT	VINYL	CI	.		142	CLASSROOM	PI/P2	P2	P2	P2	VCT	VINYL	CI	.
	O9		P1	P1	P1	P1	VCT	VINYL	CI	.		142A	TOILET	P1	P2	P2	P1	VCT	VINYL	CI	.
	O10		P1	P1	P1	P1	VCT	VINYL	EXPTD	.		143	STAIRWAY/VEST.	P1	P1	P2	P1	VCT/R	VINYL	CI	RUBBER TREADS AND RISERS
	O11		P1	P1	P1	P1	VCT	VINYL	CI	.		144	CORRIDOR	PI/B	PI/B	PI/B	PI/B	VCT	VINYL	CI	SEE DRAWINGS FOR FLOOR BORDER DESIGN
	O12		PLAM	PLAM	PLAM	PLAM	VCT	VINYL	CI	.		144A	STORAGE	P1	P1	P1	P1	VCT	VINYL	CI	.
	O13	ELEV MACH RM	P1	P1	P1	P1	PTDCONC.	VINYL	EXPTD	.		144B	VESTIBULE	P1	P1	P1	P2	VCT	VINYL	CI	.
	O14	STAIR	PI/GB	P1	PI/GB	P1	VCT/R	VINYL	CI	RUBBER TREADS AND RISERS		145	COMMUNITY ROOM	P2	P2	P1	P2	CPT	VINYL	CI	.
	101	CLASSROOM	P2	P2	P2	P2	VCT	VINYL	-	.		146	CORRIDOR	-	P1	PI/B	P1	VCT	VINYL	CI	SEE DRAWINGS FOR BORDER DESIGN
	102	CLASSROOM	P2	P2	P2	P2	VCT	VINYL	-	.		146A	CORRIDOR	P1	P1	P2	-	VCT	VINYL	CI	SEE DRAWINGS FOR BORDER DESIGN
	103	CLASSROOM	P2	P2	P2	P2	VCT	VINYL	-	.		147	STORAGE	P1	P1	P1	P1	VCT	VINYL	EXPTD	.
	104	CLASSROOM	P2	P2	P2	P2	VCT	VINYL	-	.		148	JANITOR	P1	P1	P1	P1	VCT	VINYL	EXPTD	.
	105	CLASSROOM	P2	P2	P2	P2	VCT	VINYL	-	.		149	PSYCH. TEST.	P1	P1	P2	P1	CPT	VINYL	CI	.
	106	CLASSROOM	P2	P2	P2	P2	VCT	VINYL	-	.		150	GUIDANCE	P2	PI/P2	P2	P2	CPT	VINYL	CI	.
	107	CLASSROOM	P2	P2	P2	P2	VCT	VINYL	-	.		151A	TOILET	P1	P1	P1	P1	CT1	CT1	CI	.
	108	CLASSROOM	P2	P2	P2	P2	VCT	VINYL	-	.		151B	TOILET	P1	P1	P1	P1	CT1	CT1	CI	.
	109	SPEC. ED.	P1	P2	P2	PI/P2	CPT/VCT	VINYL	CI	.		152	ASSIST. PRIN.	P2	P1	P2	P2	CPT	VINYL	CI	.
110	G. & T.	P1	P2	P2	P2	CPT	VINYL	CI	.	153	CORRIDOR/HALL	P1	P1	-	P2	CPT	VINYL	CI	.		
111	ART	P1	P2	P2/P1	P2/P1	VCT	VINYL	WD	.	154	MAINSTREAM	P2	P1	P2	P2	VCT	VINYL	CI	.		
111A	ART STORAGE	P2	P2	P2	P2	VCT	VINYL	EXPTD	.	154A	TOILET/CHANGING	P2	P2	P2	P2	VCT	VINYL	CI	.		
112	MUSIC	P2	P2	P2	P2	CPT	VINYL	CI	.	154B	KITCHEN	P2	P2	P2	P2	VCT	VINYL	CI	.		
112A	MUSIC STORAGE	P1	P2	P2	PI/P2	VCT	VINYL	EXPTD	.	155	CONFERENCE	P1	P2	P2	P2/P1	CPT	VINYL	CI	.		
113	JAN.	P2	P2	P2	P2	VCT	VINYL	-	.	156	CORRIDOR	PI/B	PI/B	-	-	VCT/R	VINYL	CI/GWB	SEE DRAWINGS FOR PATTERNS AND BORDER RUBBER AT RAMPS, RISERS AND TREADS.		
114A	TOILET	P3	P3	P3	P3	-	-	CI	.	157	TOILET	P1	P1	P2	P1	VCT	VINYL	CI	.		
114B	TOILET	P3	P3	P3	P3	-	-	-	.	158	HEALTH	P1	P2	P2	P2	VCT	VINYL	CI	.		
115	CLASSROOM	P2	P2	P1	P2	VCT	VINYL	CI	.	158A	TOILET	P1	P2	P2	P2	VCT	VINYL	CI	.		
116	STORAGE	P2	P2	P2	P2	VCT	VINYL	-	.	158B	HEALTH	P2	P2	P2	P2	VCT	VINYL	CI	.		
117	TOILET	P2	P2	P2	P2	VCT	VINYL	-	.	159	STORAGE	P1	P1	P2	P2	VCT	VINYL	EXPTD	.		
118	STORAGE	P2	P2	P2	P2	VCT	VINYL	-	.	160	ADMINISTRATION	P2/G	P2	PI/P2/G	P2	CPT	VINYL	CI	.		
119	CORRIDOR	P2	P2	-	P2/G	VCT	VINYL	-	.	161	PRINCIPAL	P2	P2	P2	P2	CPT	VINYL	CI	.		
120	VESTIBULE	P2	P2	P2	P1	VCT	VINYL	-	.	162	O. T.	P2	P1	P2	P2	CPT/VCT	VINYL	CI	.		
121	STAIRWAY	P1	P1	P1	P1	VCT/R	VINYL	-	RUBBER TREADS AND RISERS	163	LOBBY	PI/B	P2/G	P1	PI/B	VCT	VINYL	CI/GWB	.		
122	STAIRWAY	P1	P1	P1	P1	VCT/R	VINYL	-	RUBBER TREADS AND RISERS	164	P. T.	P2	P1	P2	P2	CPT/VCT	VINYL	CI	.		
123	CORRIDOR	P1	P1	P2	P1	VCT	VINYL	CI	.	165	VESTIBULE	P2/G	P2/G	B	B	M	-	CI	ENTRANCE MAT. SEE DETAIL	.	
123A	CAF. STORAGE	P1	P1	P1	P2	VCT	VINYL	EXPTD	.	166	GYM	P1	P1	P1	P1	WD	WD	EXPTD	.	.	
124	CAFETERIA	P1	P1	P2	P2/P1	VCT	VINYL	-	VCT TO BE A MULTICOLOR PATTERN	166A	GYM STORAGE	P1	P1	P1	P1	VCT	VINYL	EXPTD	.	.	
124A	CAF. STORAGE	P1	P1	P1	P2	VCT	VINYL	EXPTD	.	167	MECHANICAL	P1	P1	P1	P1	PTDCON	-	EXPTD	.	.	
124B	STAGE	P2	P2	P2	P2	VCT	VINYL	EXPTD	.	167A	MECHANICAL/MEZ.	P1	P1	P1	P1	PTDCON	-	EXPTD	.	.	
124C	STAIR	P2	P2	P2	P2	VCT/R	VINYL	EXPTD	RUBBER TREADS AND RISERS	168A	TOILET	P1	P1	P1	P1	CT1	CT1	CI	.	.	
124D	STAIR	P2	P2	P2	P2	VCT/R	VINYL	EXPTD	RUBBER TREADS AND RISERS	168B	TOILET	P1	P1	P1	P1	CT1	CT1	CI	.	.	
124E	STOR.	P2	P2	P2	P2	VCT	VINYL	EXPTD	.	169	P.E. OFFICE	P1	P1	P1	P1	VCT	VINYL	CI	.	.	
125	KIT/SERVING	P1	P1	P1	P1	VCT	VINYL	CI	.	169A	SHOWER	CT3	CT3	CT3	CT3	CT1	CT1	MR. GWB	.	.	
126	CORRIDOR	-	P1	P1	P1	VCT	VINYL	CI	.	170	TEACHERS WORKROOM	PI/P2	P2	P2	PI/P2	CPT	VINYL	CI	.	.	
127	STORAGE	P1	P1	P1	P1	VCT	VINYL	EXPTD	.	170A	TEACHERS WORKROOM	PI/P2	P2	P2	P2	CPT/VCT	VINYL	CI	.	.	
128	SPEECH	P1	P1	P1	P1	CPT	VINYL	CI	.										.	.	
129	STAIRWAY	P1	P1	P1	P1	VCT	VINYL	-	RUBBER TREADS & PTD RISERS AND STRNGRS										.	.	
130	ELEVATOR/VEST.	PI/GB	PI/GB	-	P1	VCT	VINYL	CI	.											.	.
131	ELEVATOR	PLAM	PLAM	PLAM	PLAM	VCT	VINYL	CI	INTERIOR FINISHES TO BE MANUFACTURER'S STANDARD HANDRAIL AND CAB H/C ACC REQ'D ENTRANCE MAT. SEE DET.										.	.	
132	VESTIBULE	P2/G	PI/GB	PI/P2/G/GB	P2/G	M/VCT	VINYL	CI	.											.	.
133	LOBBY	PI/G	PI/GB	P1	P2	VCT	VINYL	CI	REFER TO ELEV. FOR EXTENT OF PTD CHU AND MULTICOLOR FLOOR PATTERN RUBBER TREADS AND RISERS REFER TO ELEV. FOR EXTENT OF PTD CHU										.	.	
133A	STAIRWELL	-	P1	-	PI/GB	VCT/R	VINYL	-	.											.	.
134	DISCOVERY/SCI.	P1	P1	P2	P1	VCT	VINYL	CI	.											.	.
135	MEDIA	P2	P2	P2	P2	CPT/VCT	VINYL	CI	.											.	.
135A	MEDIA STORAGE	P2	P2	P1	P2	VCT	VINYL	CI	.											.	.
135B	LIBRARIAN	P2/G	P2	P1	P2/G	CPT	VINYL	CI	.											.	.

KEY TO FINISHES

- WALLS
- P1: PAINTED CHU
- P2: PAINTED GWB/PLASTER (EITHER NEW OR EXISTING)
- P3: PAINTED CERAMIC TILE
- P4: ACCOUSTICAL WALL COVERING
- P5: PAINT EXISTING WOOD
- B: BRICK
- : EXISTING TO REMAIN
- G: GLASS AND/OR DOOR SYSTEMS
- GB: GLASS BLOCK
- CT3: GLAZED CERAMIC TILE
- FLOORS
- CPT: CARPET (SEE AO. 2 AND AO. 3 FOR ALTERNATE #8)
- VCT: VINYL COMPOSITION TILE
- R: RUBBER
- M: MAT
- CT1: CERAMIC TILE
- CT2: QUARRY TILE
- : EXISTING TO REMAIN
- CONC: SEALED CONCRETE
- WD: WOOD
- BASE
- VINYL: VINYL
- WD: WOOD
- CT2: QUARRY TILE
- CT1: CERAMIC TILE
- : EXISTING TO REMAIN
- CEILINGS
- CI: 2X4 SCORED TO 2X2 ACCOUSTICAL TILE
- C2: FOOD PREP CEILING
- GWB: PAINTED GWB
- EXPTD: EXPOSED/PAINTED STRUCTURE
- : EXISTING TO REMAIN
- WD: WOOD

M.S.A.D. 51 - Addition & Alterations to the
Mabel I. Wilson School
Cumberland Center, Maine



DATE: 28 MAY 1993
REVISIONS:

© 1992 Terrien Architects, Inc.

DRAWING NO.

A7.3

20USH03.DWG

TERRIEN
ARCHITECTS
Terrien Architects, Inc.
4 Milk Street
Portland, Maine 04101
207 774-8016 Fax: 774-9128

FINISH SCHEDULE										
FLR	ROOM NO.	ROOM NAME	WALLS				FLOOR	BASE	CEIL.	REMARKS
			N	S	E	W				
2ND FLOOR	201	CL ASSROOM	P2	P2	P2	P2	VCT	VINYL	-	
	202	CL ASSROOM	P2	P2	P2	P2	VCT	VINYL	-	
	203	CL ASSROOM	P2	P2	P2	P2	VCT	VINYL	-	
	204	CL ASSROOM	P2	P2	P2	P2	VCT	VINYL	-	
	205	CL ASSROOM	P2	P2	P2	P2	VCT	VINYL	-	
	206	CL ASSROOM	P2	P2	P2	P2	VCT	VINYL	-	
	207	CL ASSROOM	P2	P2	P2	P1	VCT	VINYL	-	
	208	CL ASSROOM	P2	P2	P2	P1	VCT	VINYL	-	
	209	TUTOR	P2	P2	P2	P2	VCT	VINYL	CI	
	210	CORRIDOR	P2	P2	P1	P1	VCT	VINYL	CI	SEE DRAWINGS FOR FLOOR BORDER DESIGN
	211	STORAGE	P2	P2	P2	P2	VCT	VINYL	CI	
	212	CORRIDOR	P2	-	P1	P1	VCT	VINYL	CI	SEE DRAWINGS FOR FLOOR BORDER DESIGN
	213	JAN.	P2	P2	P2	P2	VCT	VINYL	-	
	214A	TOILET	P3	P3	P3	P3	-	-	-	
	214B	TOILET	P3	P3	P3	P3	-	-	-	
	215	TOILET	P2	P2	P2	P2	VCT	VINYL	CI	
	216	STORAGE	P2	P2	P2	P2	VCT	VINYL	CI	
	217	CORRIDOR	P1	P1	PIP2	PIP2	VCT/R	VINYL	CI	SEE DRAWINGS FOR FLOOR BORDER DESIGN RUBBER TREADS AND RISERS
	218	CORRIDOR	P2	P2	P2	P2	VCT	VINYL	CI/GWB	SEE DRAWINGS FOR FLOOR BORDER DESIGN
	219	CORRIDOR	-	-	PIP2	PIP2	VCT	VINYL	CI	SEE DRAWINGS FOR FLOOR BORDER DESIGN
	220	MECHANICAL	P1	P2	P2	P2	PTDCONC	-	EXPOS.	
	221	EXIST. STAIRWELL	P2	P1	P1	P1	VCT/R	VINYL	-	RUBBER TREADS AND RISERS/PTD STRINGERS
	222	EXIST. STAIRWELL	P2	P1	P1	P1	VCT/R	VINYL	-	RUBBER TREADS AND RISERS/PTD STRINGERS
	223	CHAPTER 1	P2	P1	P2	P2	CPT	VINYL	CI	
	224	SPEC. ED.	P2	P2	P2	P2	CPT	VINYL	CI	
	225	CL ASSROOM	P2	P2	P1	P2	VCT	VINYL	CI	
	226	CL ASSROOM	P1	P2	P2	P1	VCT	VINYL	CI	
	227	CL ASSROOM	P1	P2	P1	P2	VCT	VINYL	CI	
	228A	TOILET	P1	P1	P1	P1	CTI	CTI	CI	
	228B	TOILET	P1	P1	P1	P1	CTI	CTI	CI	
	229	CL ASSROOM	P2	P1	P2	P2	VCT	VINYL	CI	
	230	CORRIDOR	P1/B	P1	P1	P1	VCT	VINYL	CI	
	230A	STORAGE	P1	P1	P1	P2	VCT	VINYL	EXPTD	
	231	CL ASSROOM	P2	PIP2	P2	P2	VCT	VINYL	CI	
	232	SPEECH	P1	P2	P2	PIP2	CPT	VINYL	CI	
	233	CL ASSROOM	P2	P1	P1	P2	VCT	VINYL	CI	
	234	CL ASSROOM	P1	P2	P2	P2	VCT	VINYL	CI	
	235	CL ASSROOM	P2	P1	P2	P1	VCT	VINYL	CI	
	236	JAN.	P1	P1	P1	P1	VCT	VINYL	EXPTD	
	237	STORAGE	P1	P1	P1	P1	VCT	VINYL	EXPTD	
	238	CORRIDOR	P1	P1/B	P1/B	P1	VCT	VINYL	CI/GWB	
	239	MECHANICAL	-	-	-	-	-	-	-	
	240	NOT USED								
	241	NOT USED								
	242	NOT USED								
	243	STAIRWAY	P1	P1	P2	P1	VCT/R	VINYL	CI	

KEY TO FINISHES

WALLS

- P1: PAINTED CMU
P2: PAINTED GWB/PLASTER (EITHER NEW OR EXISTING)
P3: PAINTED CERAMIC TILE
P4: ACCOUSTICAL WALL COVERING
P5: PAINT EXISTING WOOD
B: BRICK
-: EXISTING TO REMAIN
G: GLASS AND/OR DOOR SYSTEMS
GB: GLASS BLOCK
CT3: GLAZED CERAMIC TILE

FLOORS

- CPT1: CARPET
VCT: VINYL COMPOSITION TILE
R: RUBBER
M: MAT
CT1: CERAMIC TILE
CT2: QUARRY TILE
-: EXISTING TO REMAIN
CONC: SEALED CONCRETE


BASE

- VINYL: VINYL
WD: WOOD
CT2: QUARRY TILE
CT1: CERAMIC TILE
-: EXISTING TO REMAIN

CEILINGS

- CI: 2X4 SCORED TO 2X2 ACCOUSTICAL TILE
C2: FOOD PREP CEILING
GWB: PAINTED GWB
EXPTD: EXPOSED/PAINTED STRUCTURE
-: EXISTING TO REMAIN

M.S.A.D. 51 - Addition & Alterations to the
Mabel I. Wilson School
Cumberland Center, Maine



DATE: 28 MAY 1993
REVISIONS:

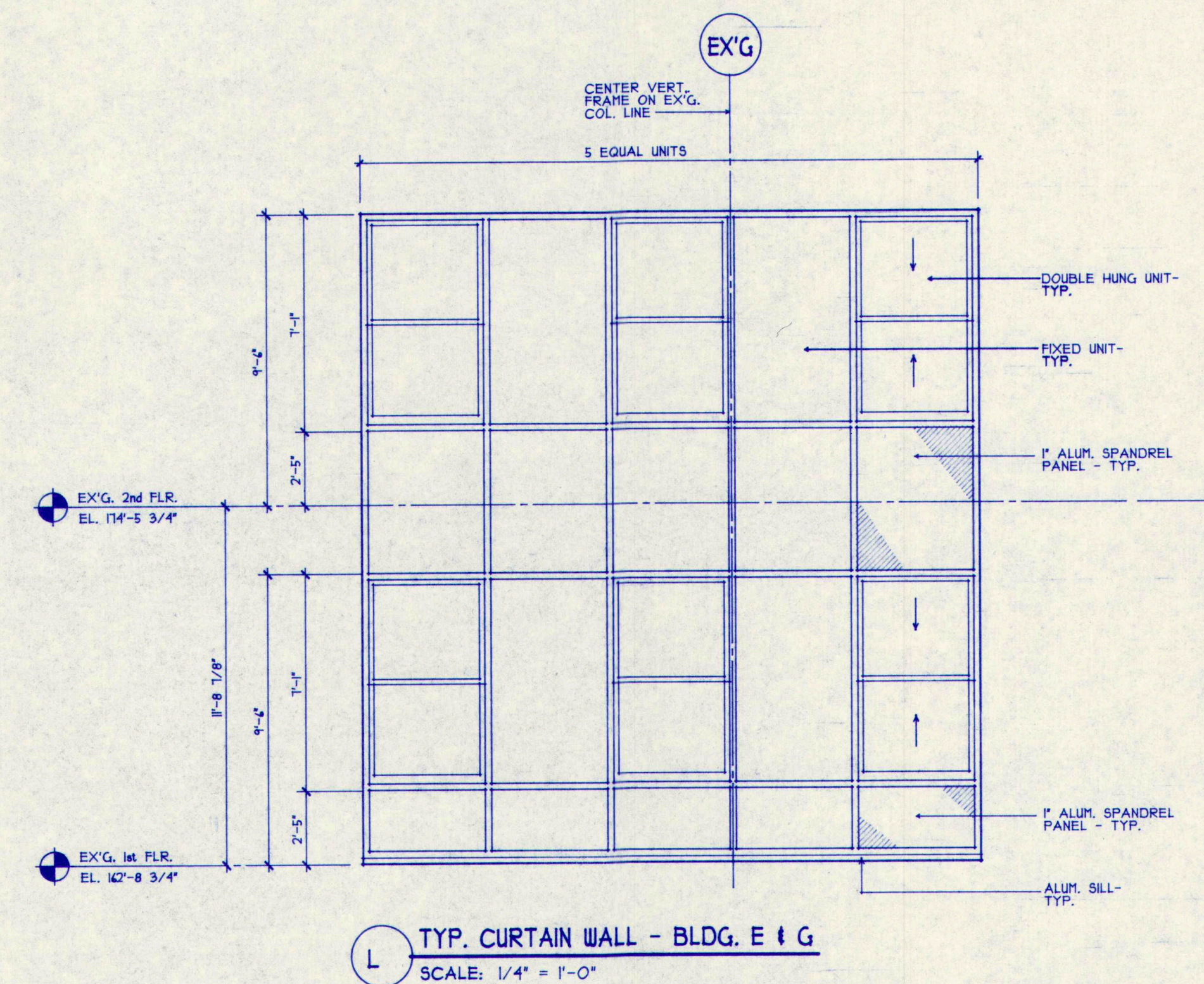
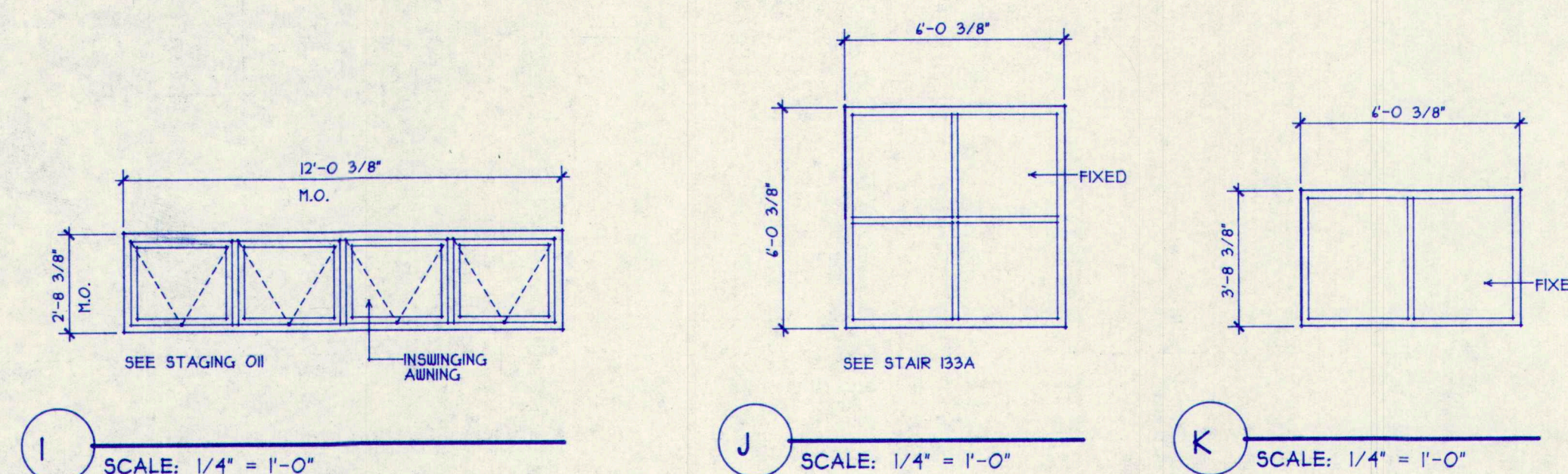
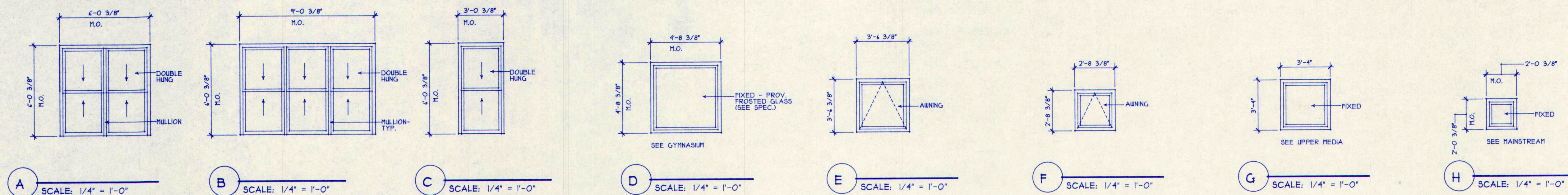
© 1992 Terrien Architects, Inc.

DRAWING NO.

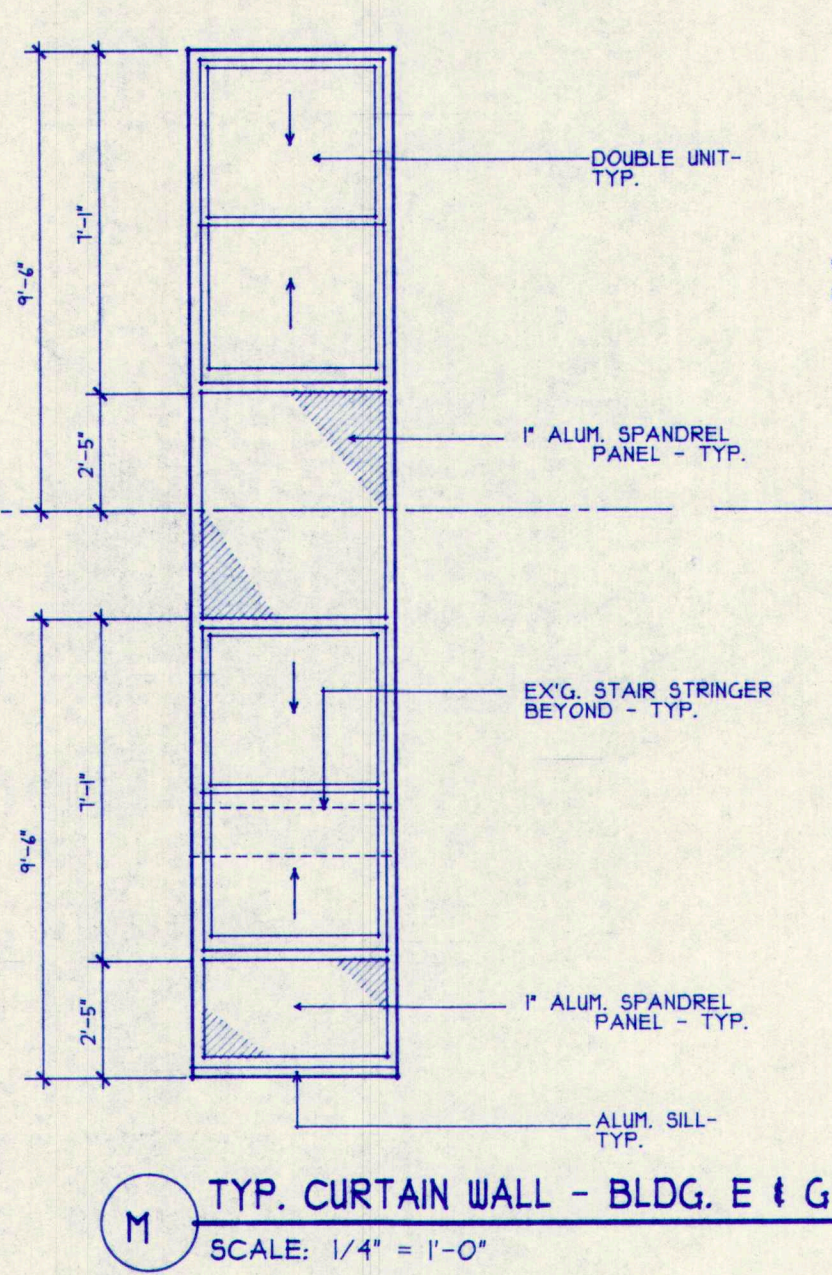
A7.4

20105H04.L0C3

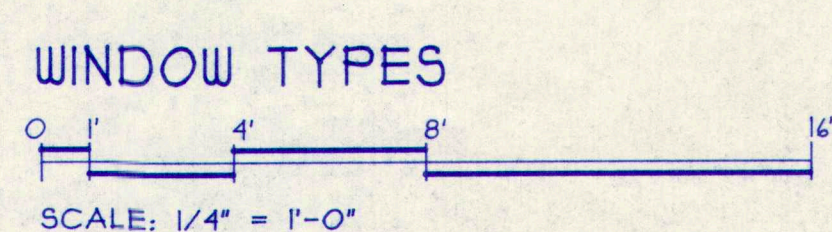
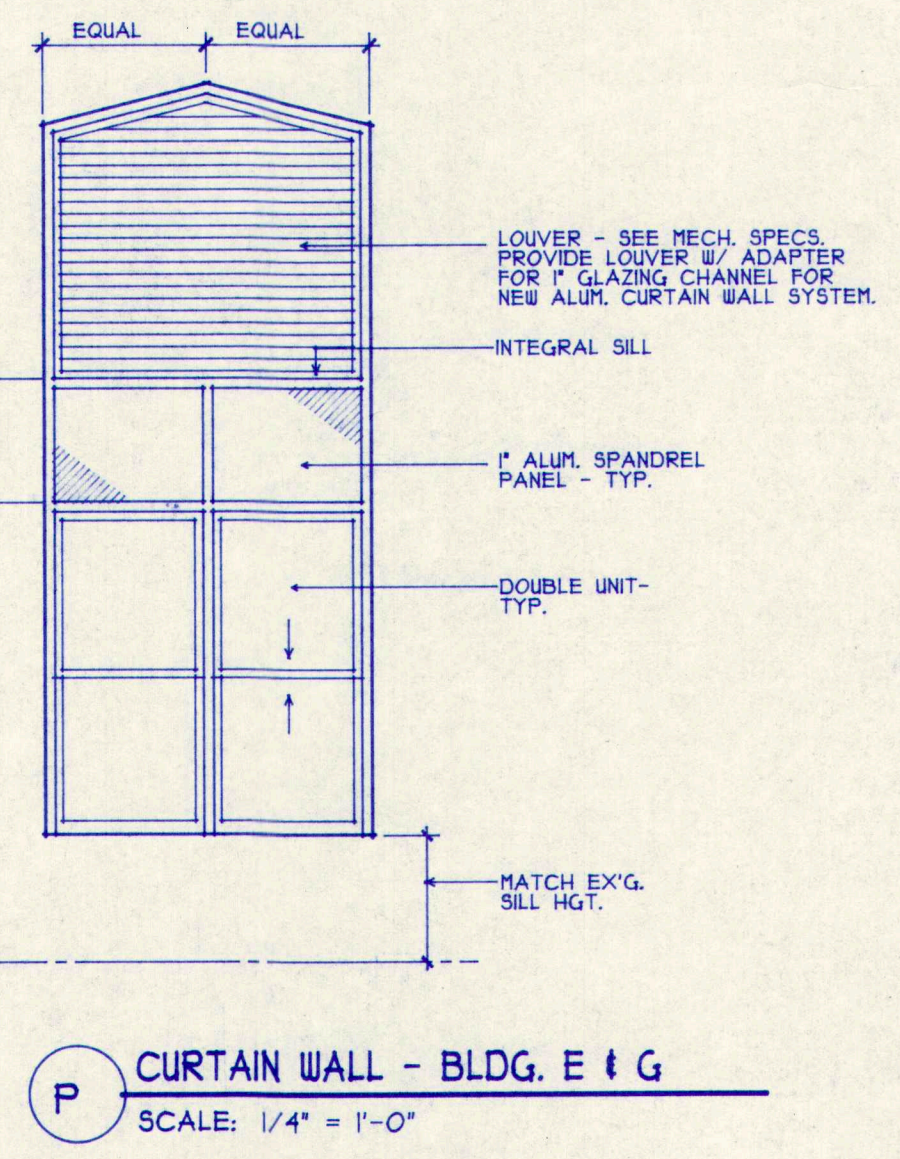
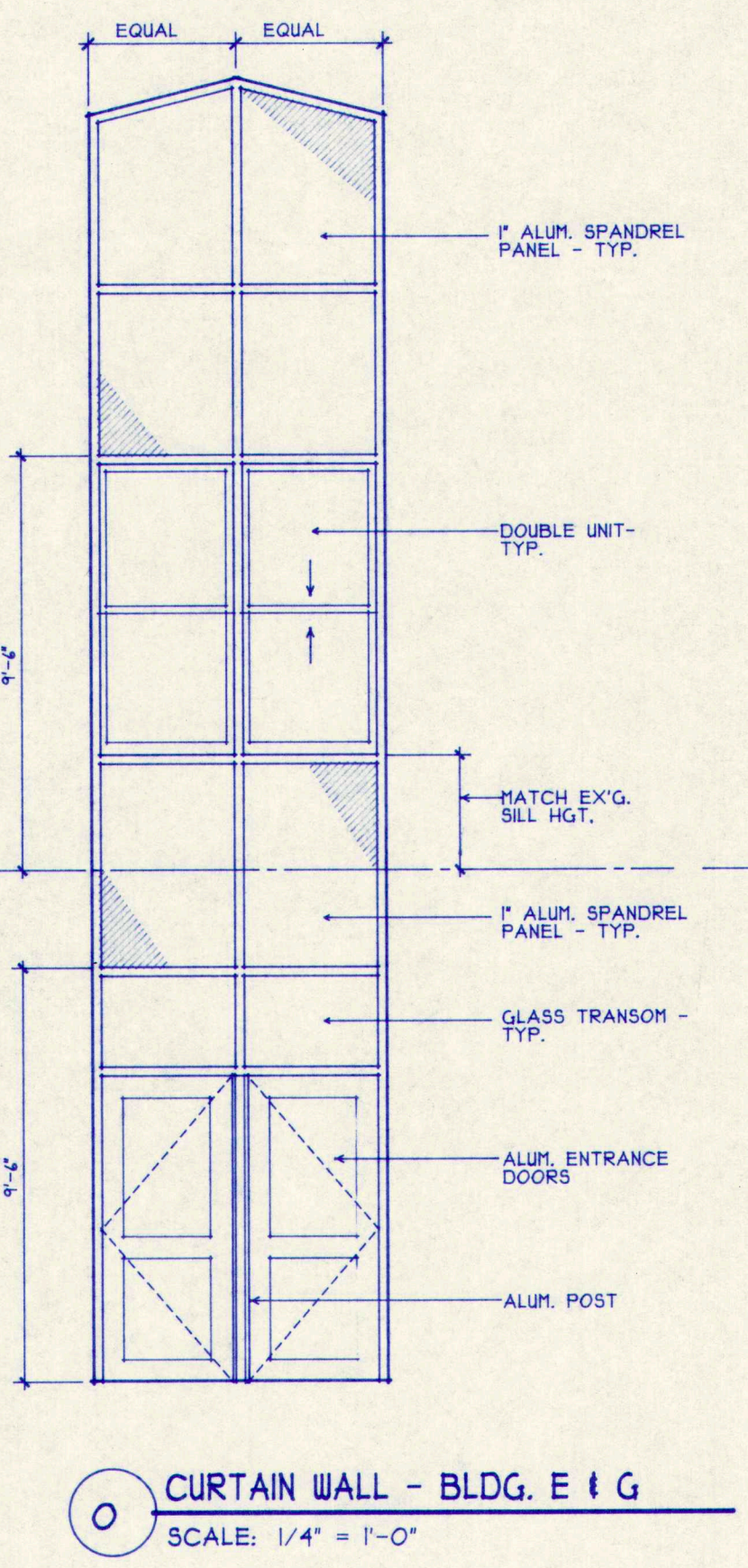
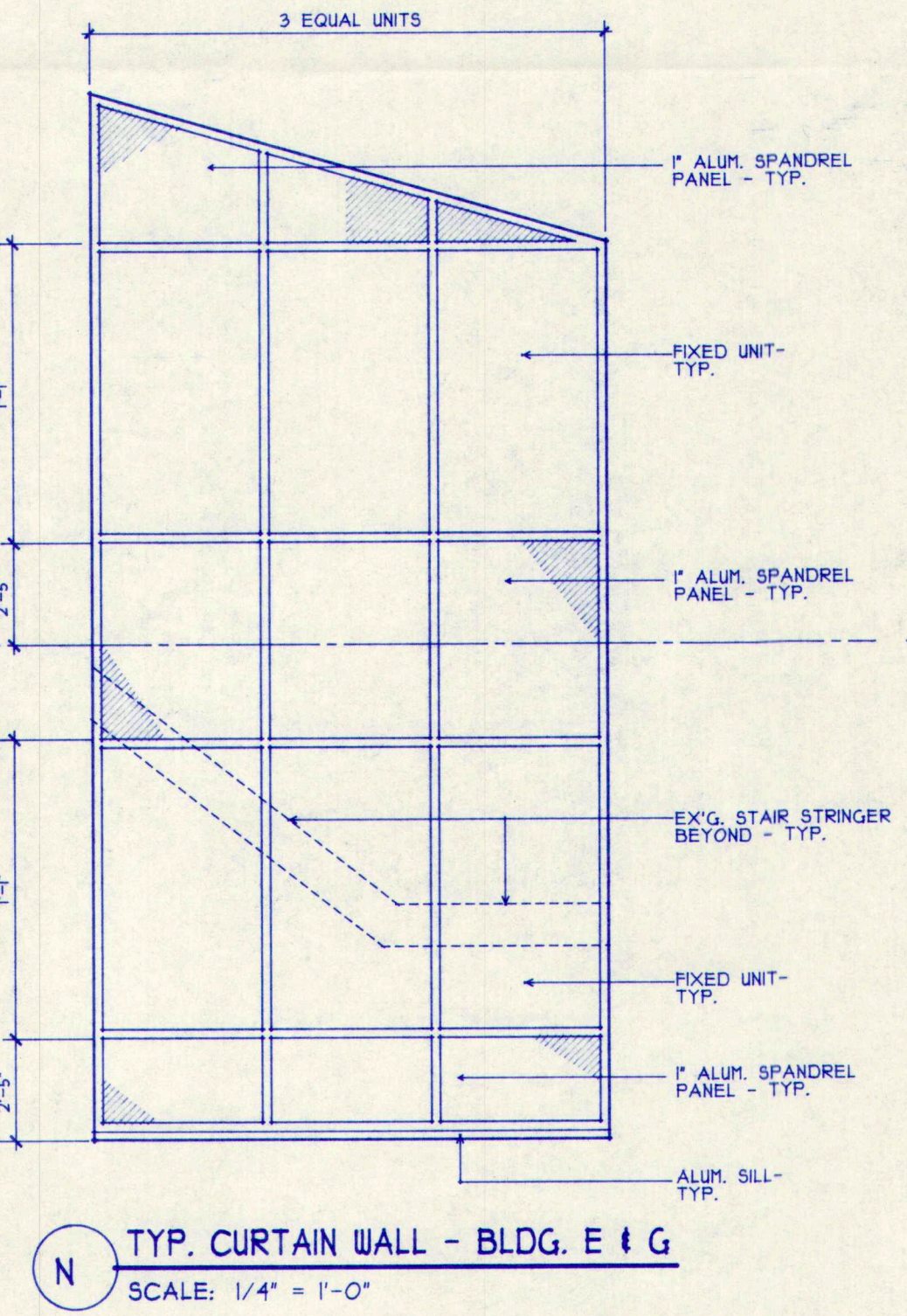
TERRIEN
ARCHITECTS
Terrien Architects, Inc.
4 Milk Street
Portland, Maine 04101
207 774-0016 Fax: 774-9128



NOTE: ALL NEW CURTAIN WALL TO BE INSTALLED WITHIN EX'G. ROUGH OPENINGS. COOR. W/ ALL EX'G. CASEWORK, RADIATION & CEILING.



NOTE: PROVIDE ALUM. FINISH ON ALL INTERIOR SPANDREL SURFACES FOR UNIT TYPES 'M' & 'N' ONLY. FINISH TO MATCH EXTERIOR.



M.S.A.D. 51 - Addition & Alterations to the Mabel I. Wilson School Cumberland Center, Maine

TERRIEN ARCHITECTS
 Terrien Architects, Inc.
 4 Milk Street
 Portland, Maine 04101
 207 774-0016 Fax: 774-9128

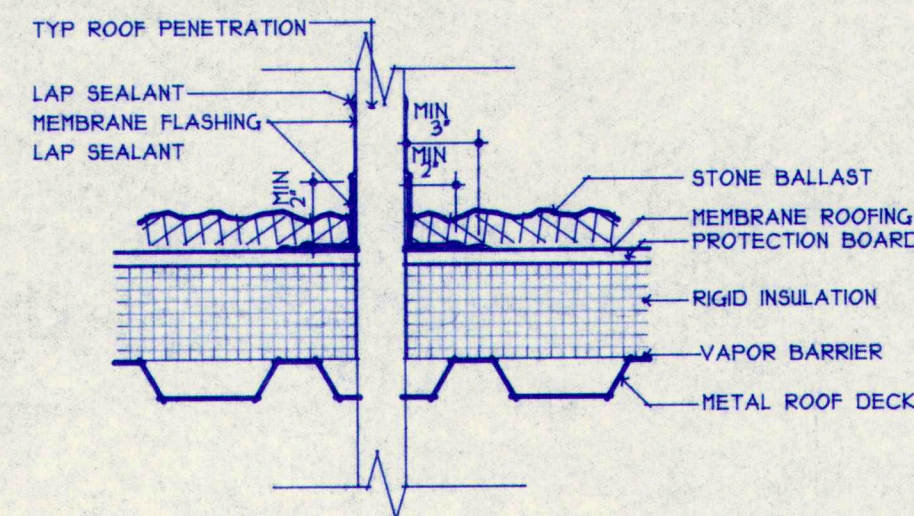
REGISTERED ARCHITECT
 ROBERT E. HOWE
 No. 1241
 STATE OF MAINE

DATE: 28 MAY 1993
 REVISIONS:

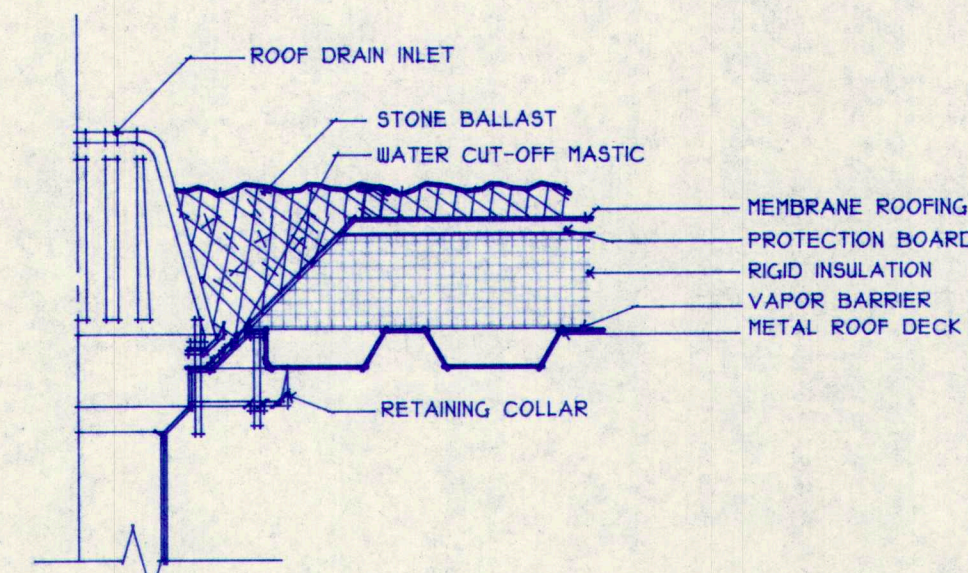
© 1993 Terrien Architects, Inc.

DRAWING NO.
A7.5

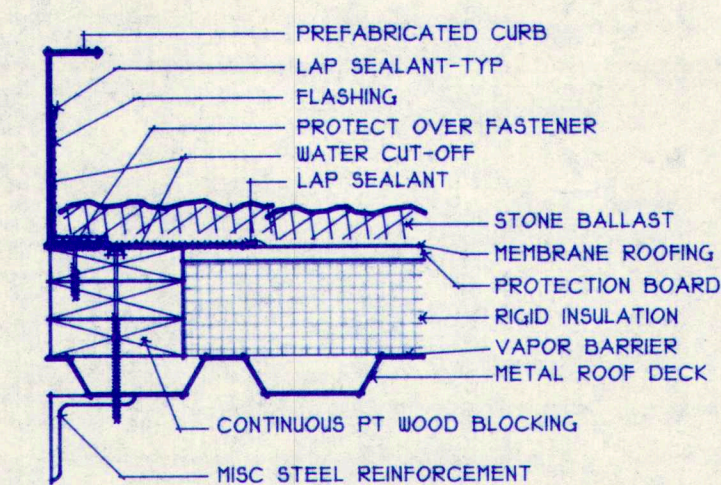
2010SH05.DC3



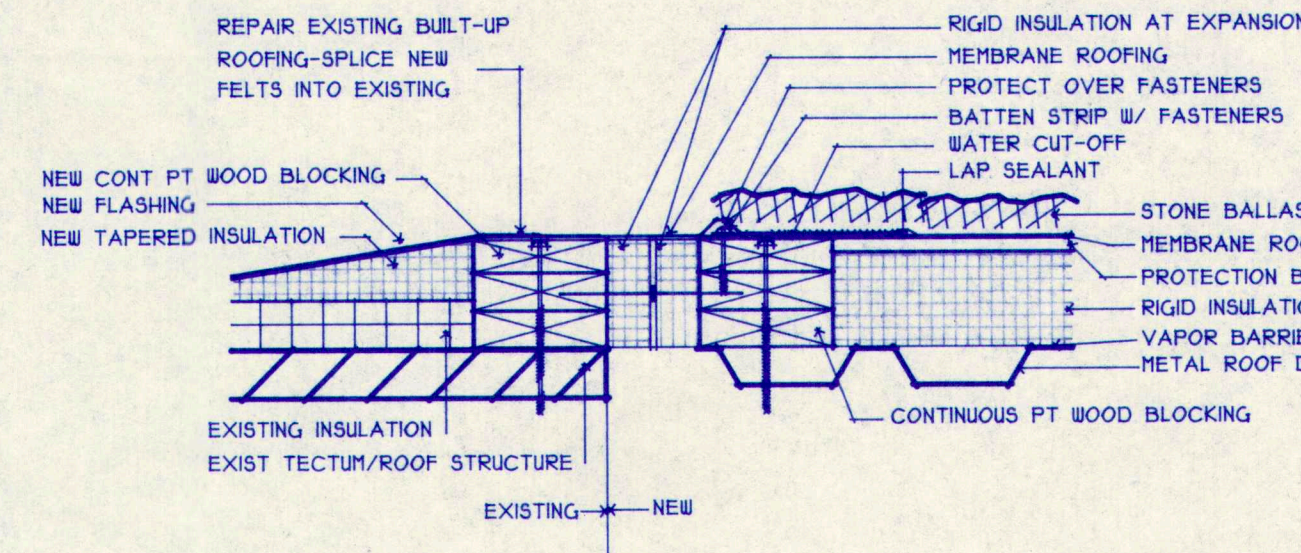
1 DTL AT ROOF PENETRATION-TYP
A7.6 SCALE: 1/2" = 1'-0"



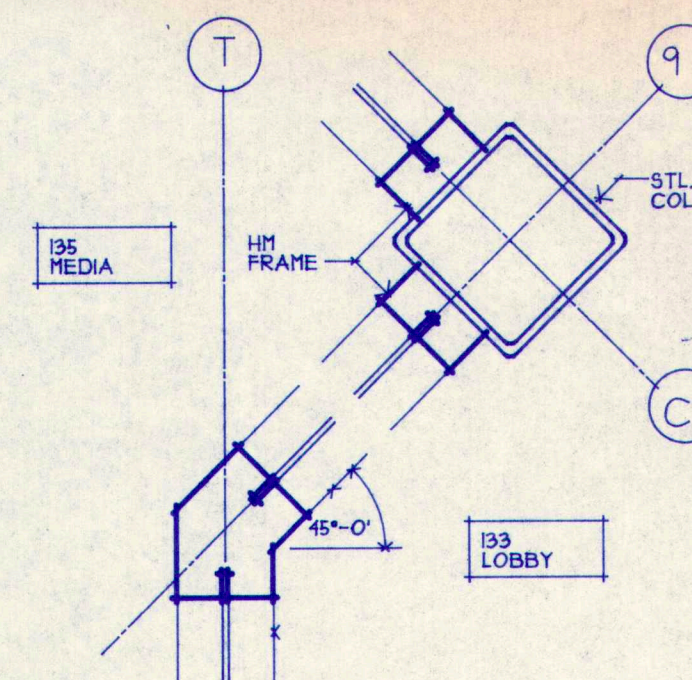
2 DTL AT ROOF DRAIN-TYP
A7.6 SCALE: 1/2" = 1'-0"



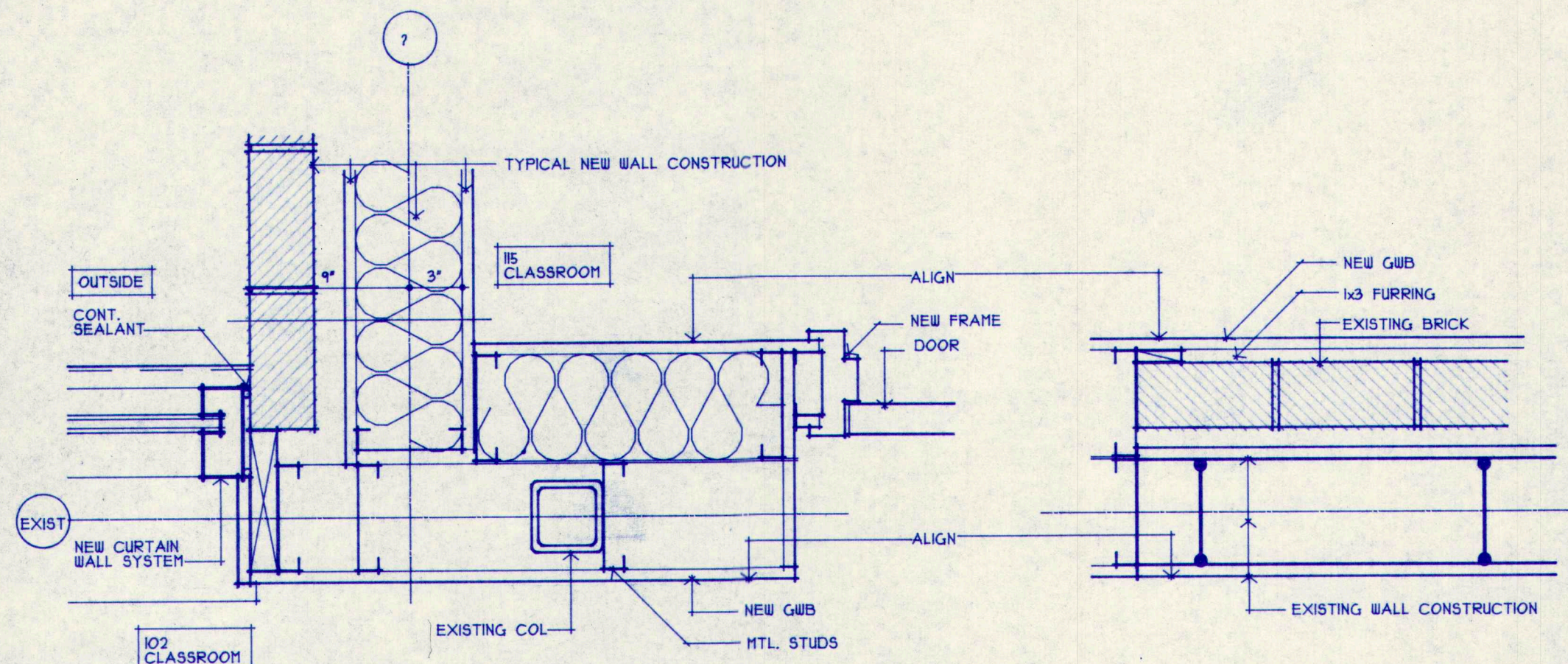
3 DTL AT ROOF CURBS-TYP
A7.6 SCALE: 1/2" = 1'-0"



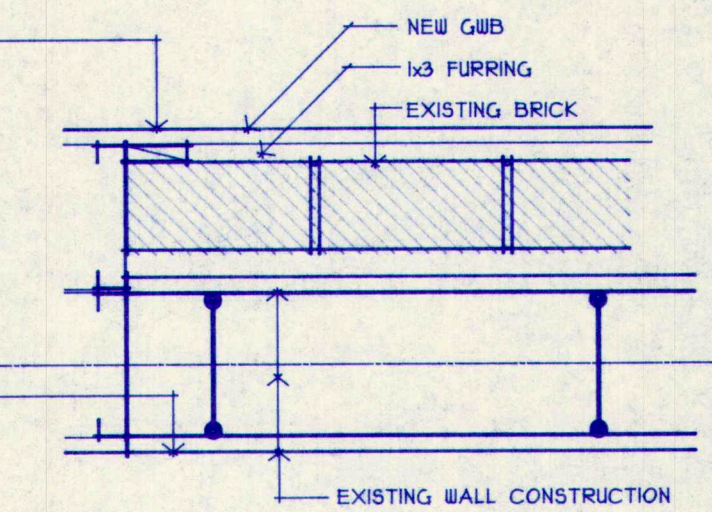
4 DTL AT EXISTING TO NEW ROOFING-TYP
A7.6 SCALE: 1/2" = 1'-0"



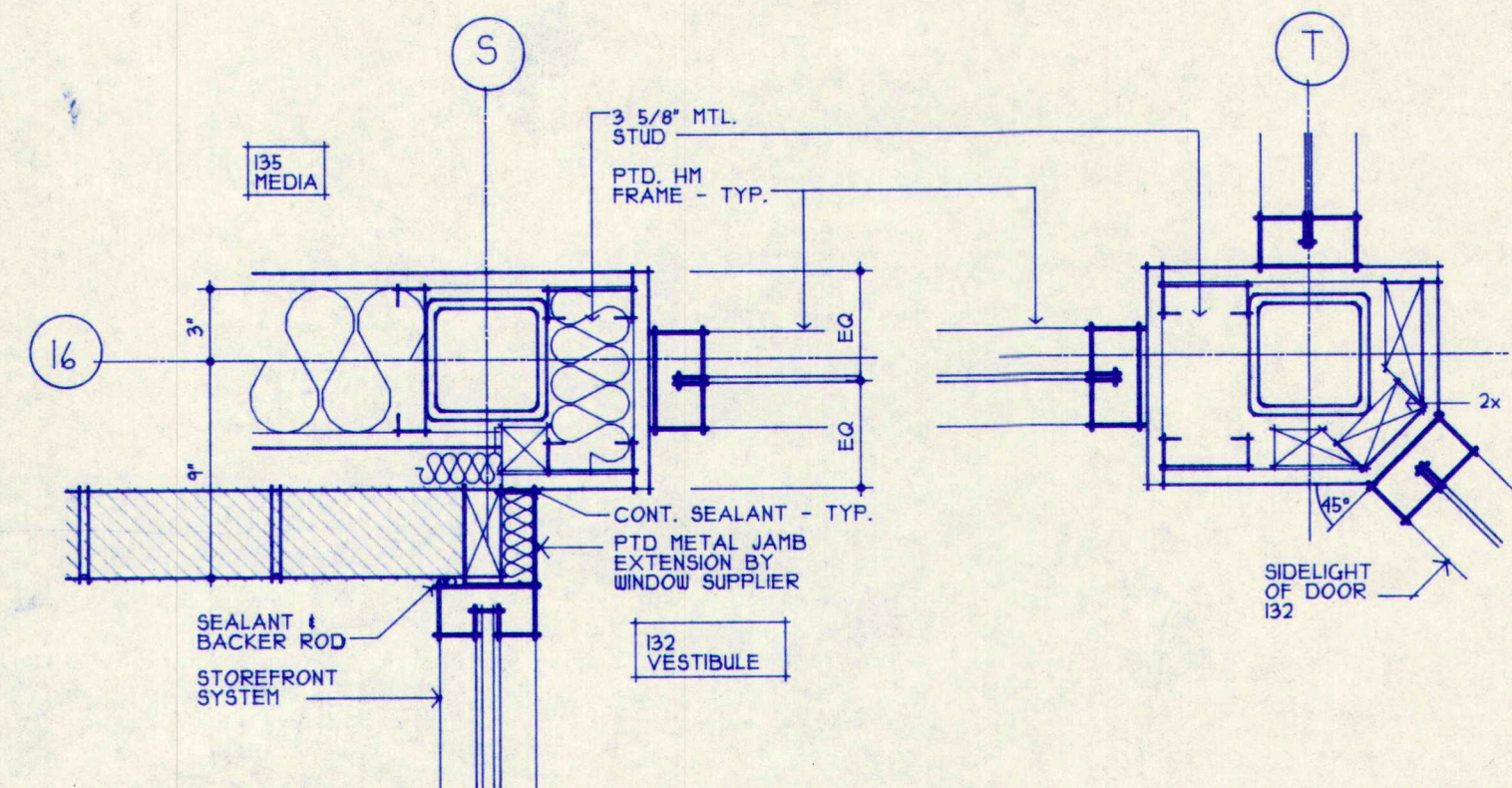
15 DTL AT MEDIA WALL
A7.6 SCALE: 1/2" = 1'-0"



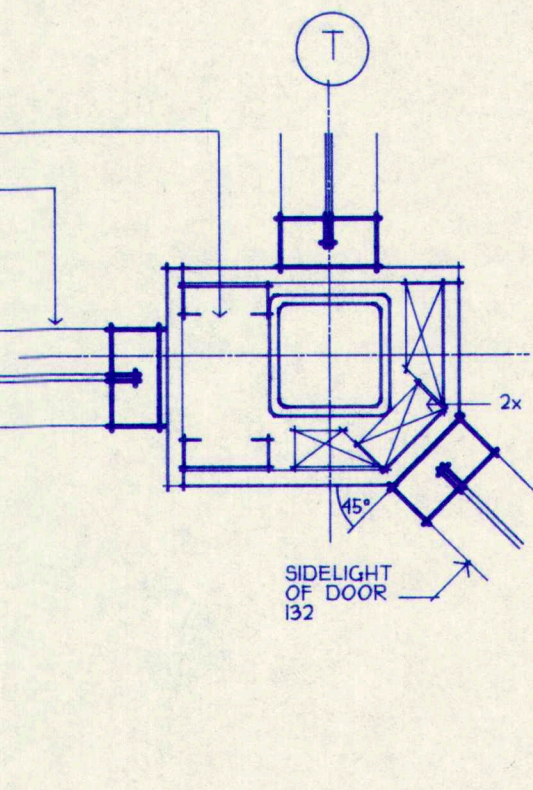
5 DTL AT
A7.6 SCALE: 1/2" = 1'-0"



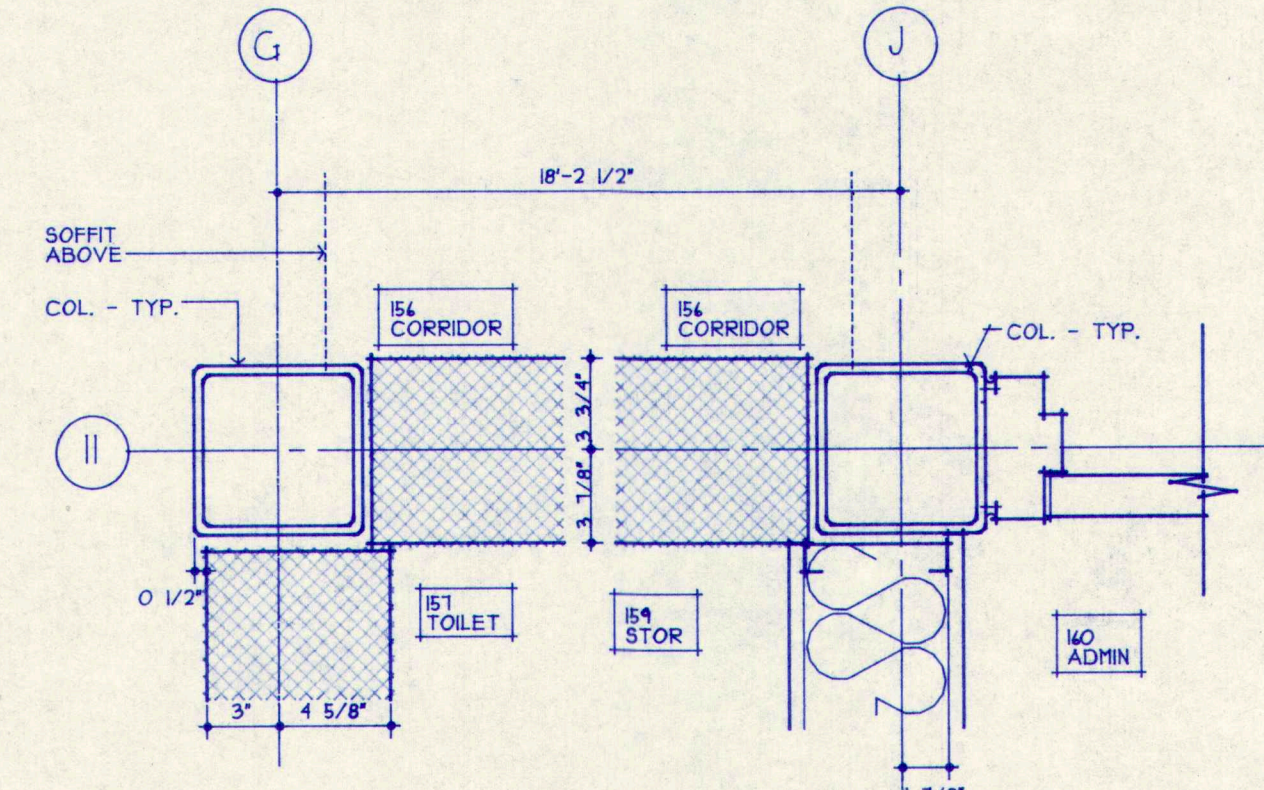
6 DTL AT
A7.6 SCALE: 1/2" = 1'-0"



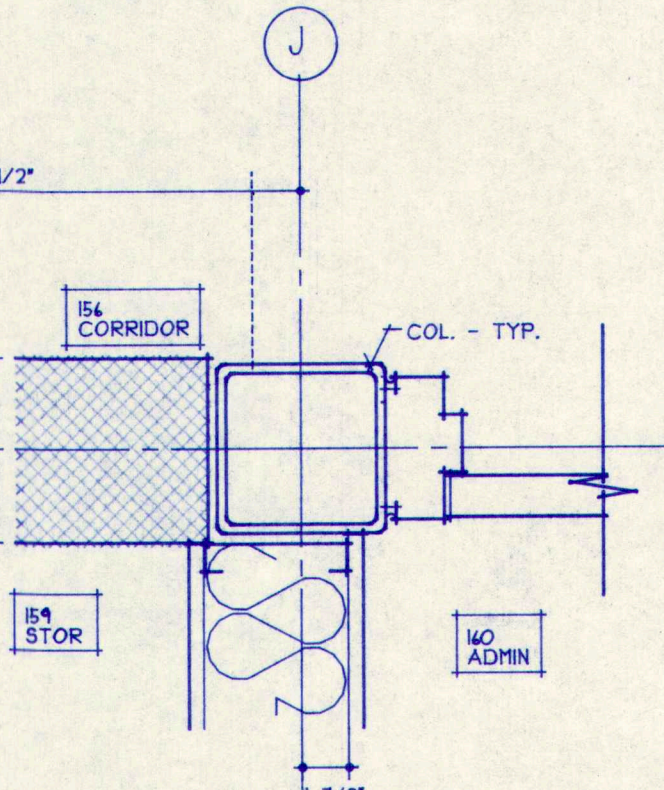
8A DTL AT INSIDE CORNER
A7.6 SCALE: 1/2" = 1'-0"



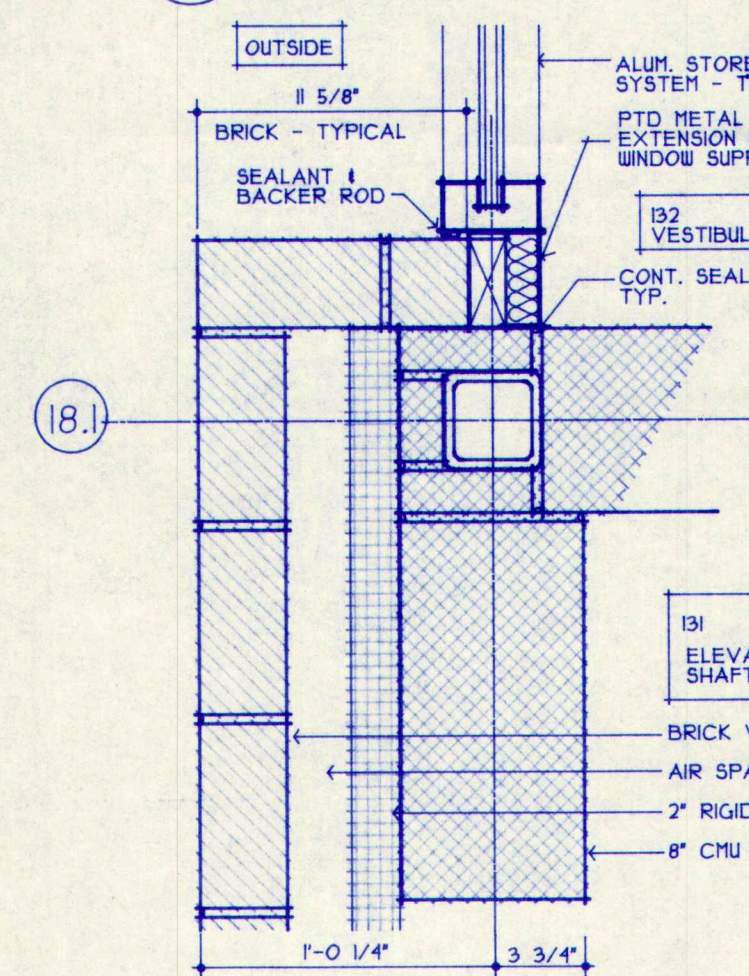
8B DTL AT INSIDE CORNER
A7.6 SCALE: 1/2" = 1'-0"



9A DTL AT COLUMN
A7.6 SCALE: 1/2" = 1'-0"



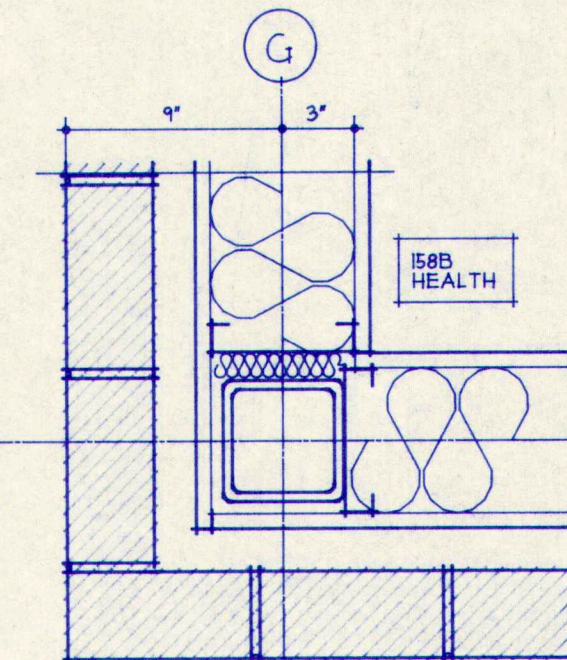
9B DTL AT COLUMN
A7.6 SCALE: 1/2" = 1'-0"



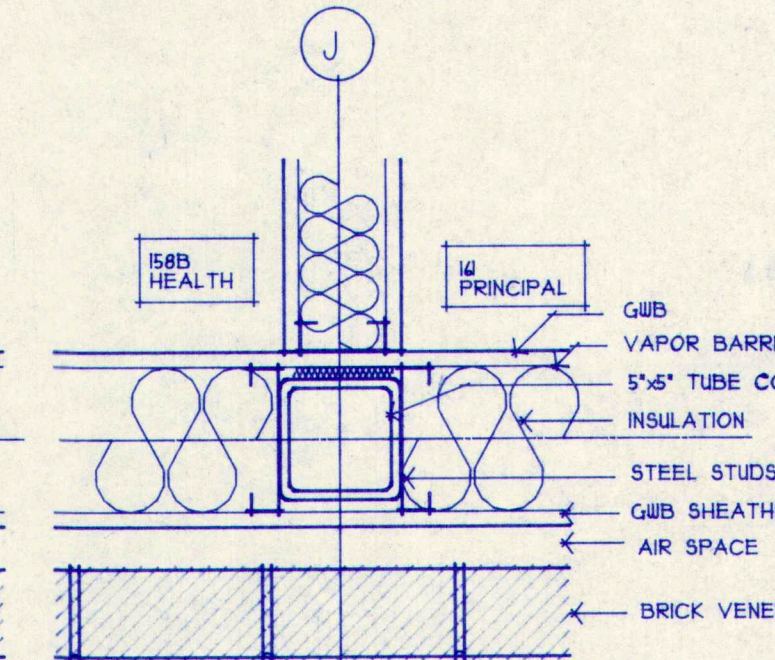
8 DTL AT ELEV SHAFT
A7.6 SCALE: 1/2" = 1'-0"



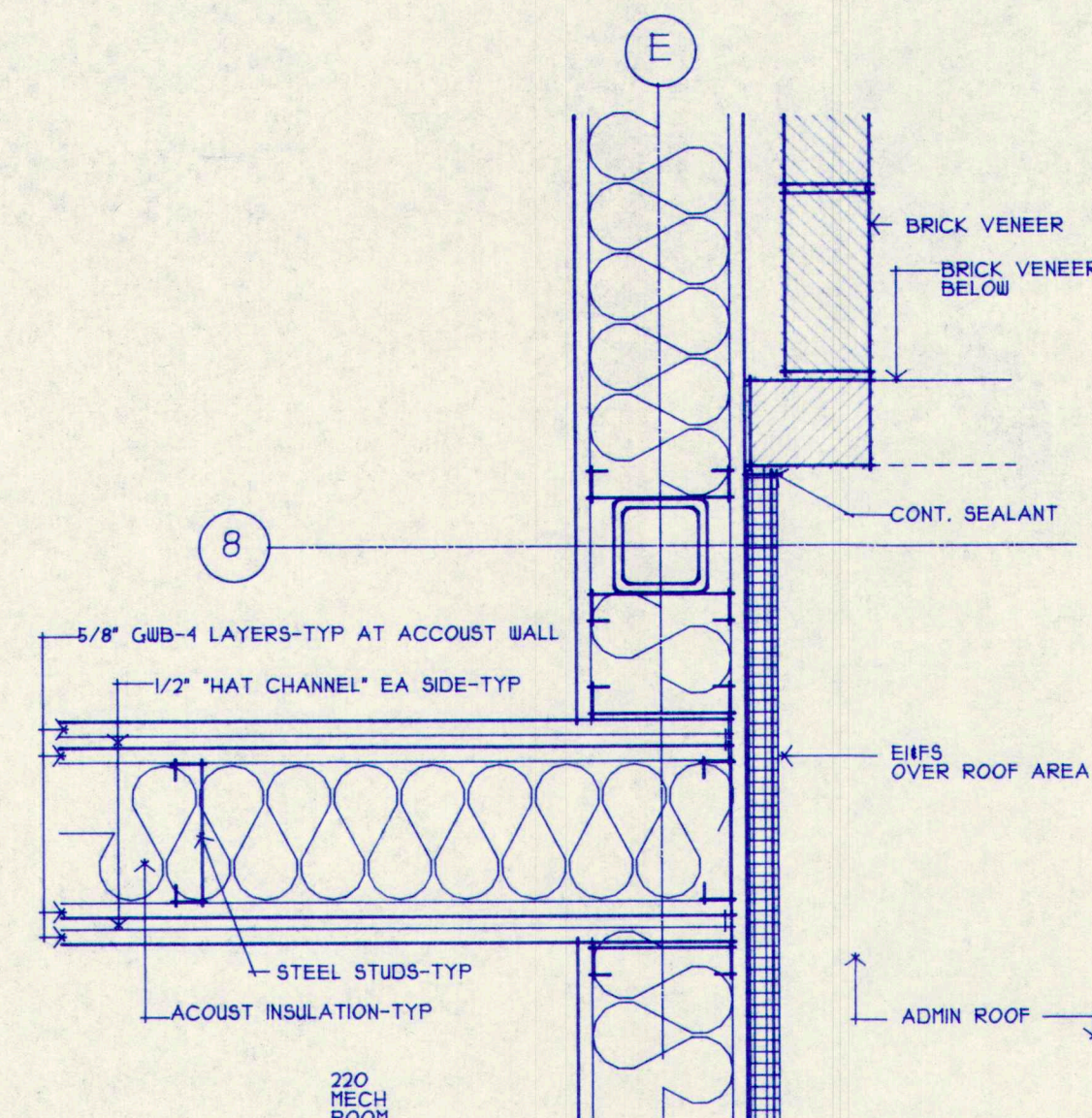
8 DTL AT ELEV SHAFT
A7.6 SCALE: 1/2" = 1'-0"



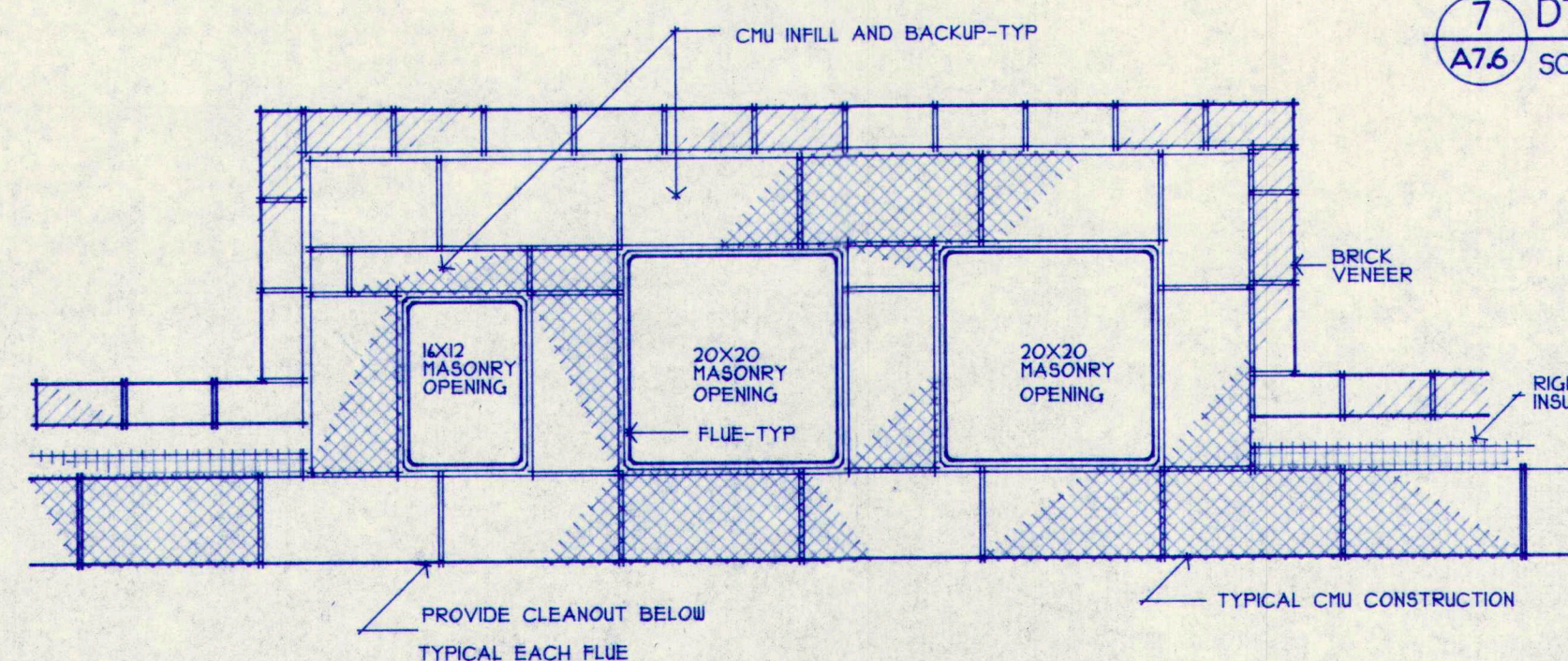
9C DTL AT TYP OUTSIDE CORNER
A7.6 SCALE: 1/2" = 1'-0"



9D DTL AT INT/EXT WALL JUNCTURE
A7.6 SCALE: 1/2" = 1'-0"

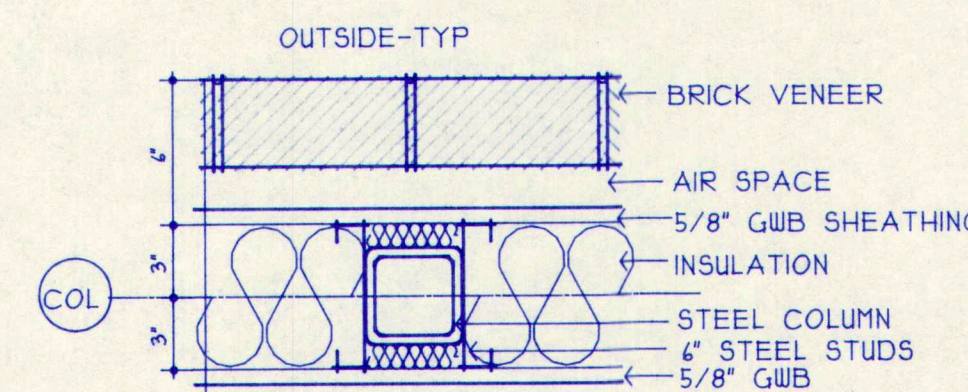


7 DTL AT ACOUSTIC WALL
A7.6 SCALE: 1/2" = 1'-0"

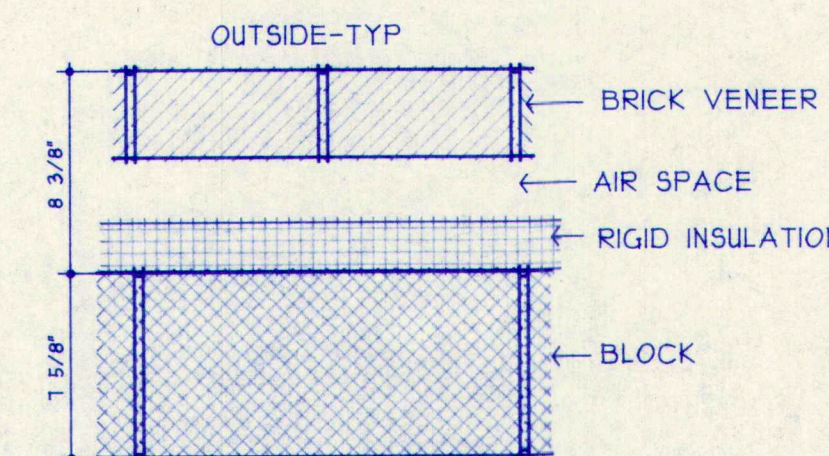


10 DTL AT MASONRY CHIMNEY
A7.6 SCALE: 3/4" = 1'-0"

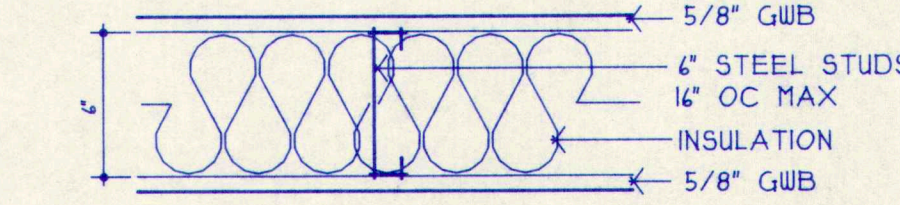
SEE FLOOR PLAN ON A12 FOR OVERALL FLUE DIMENSIONS.
PROVIDE MIN. 8" CHU BETWEEN FLUES - SEE MECH. DWGS.



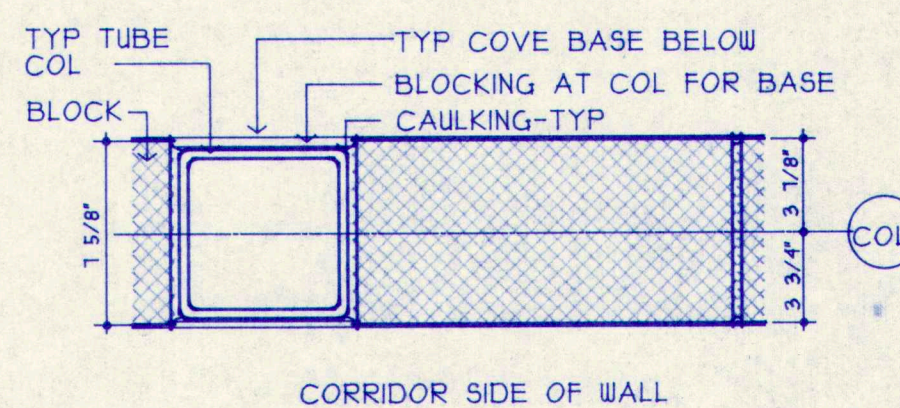
11 TYP EXT VENEER WALL WITH STL STUD BACKUP
A7.6 SCALE: 1/2" = 1'-0"



13 TYP EXT VENEER WALL WITH BLOCK BACKUP
A7.6 SCALE: 1/2" = 1'-0"



12 TYP CLASSROOM PARTITION
A7.6 SCALE: 1/2" = 1'-0"




14 TYP INT BLOCK CORRIDOR WALL
A7.6 SCALE: 1/2" = 1'-0"

PLAN DETAILS

0 3" 6" 12" 24"
SCALE: 1-1/2" = 1'-0"

EXCEPT AS NOTED OTHERWISE

M.S.A.D. 51 - Addition & Alterations to the
Mabel I. Wilson School
Cumberland Center, Maine



DATE: 28 MAY 1993
REVISIONS:

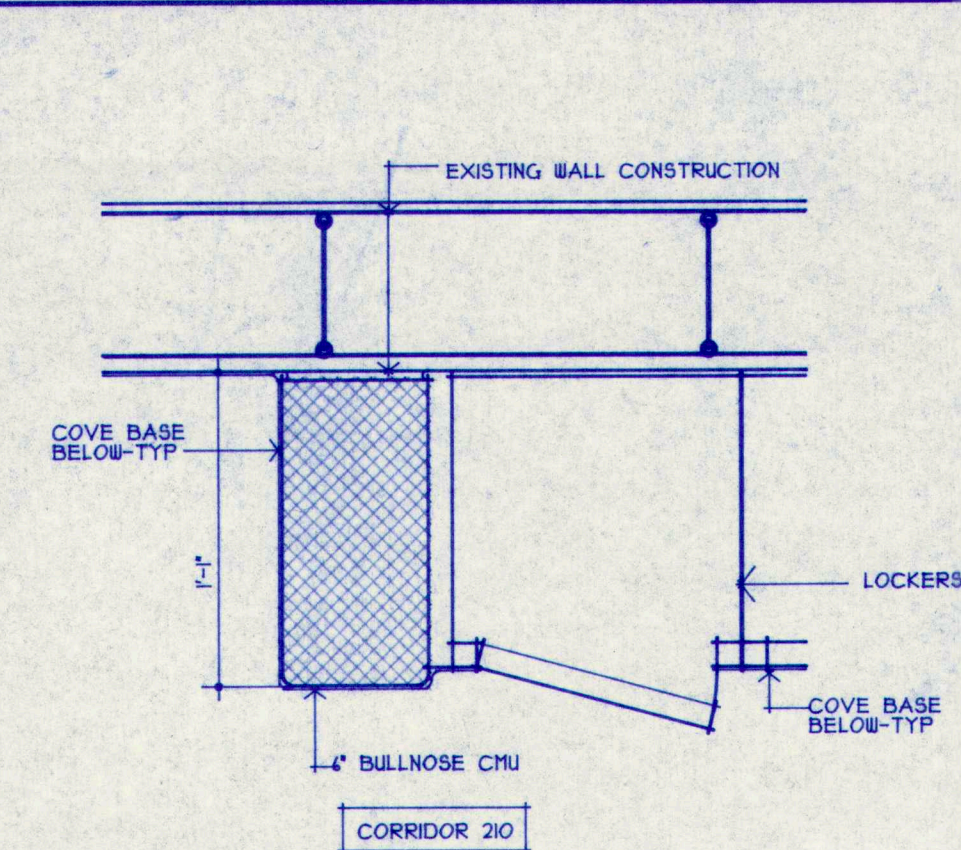
© 1993 Terrien Architects, Inc.

DRAWING NO.

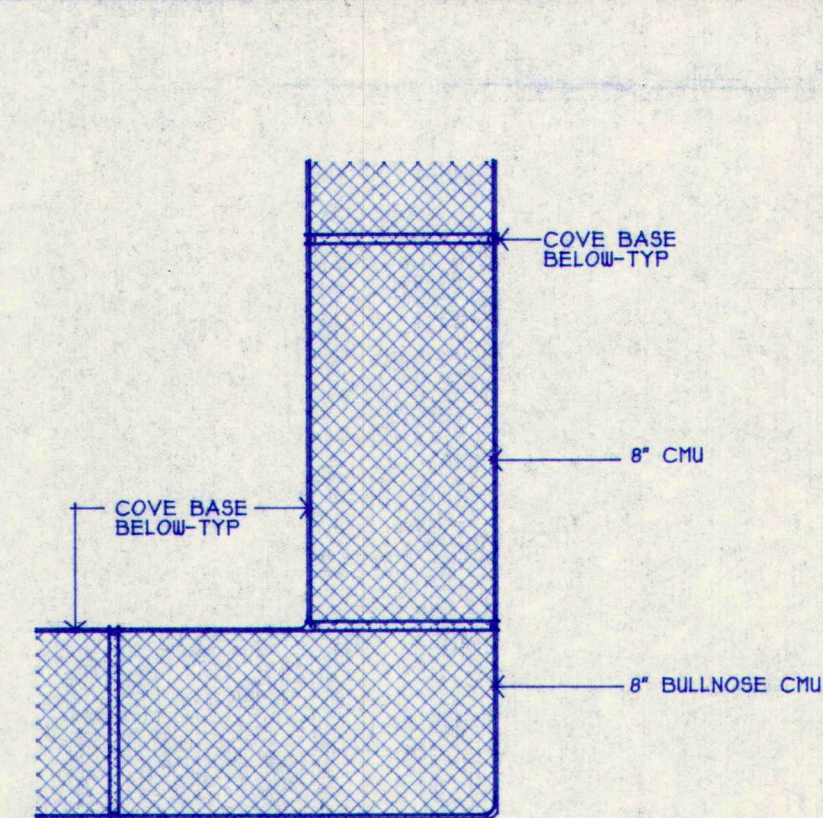
A7.6

201005.DWG

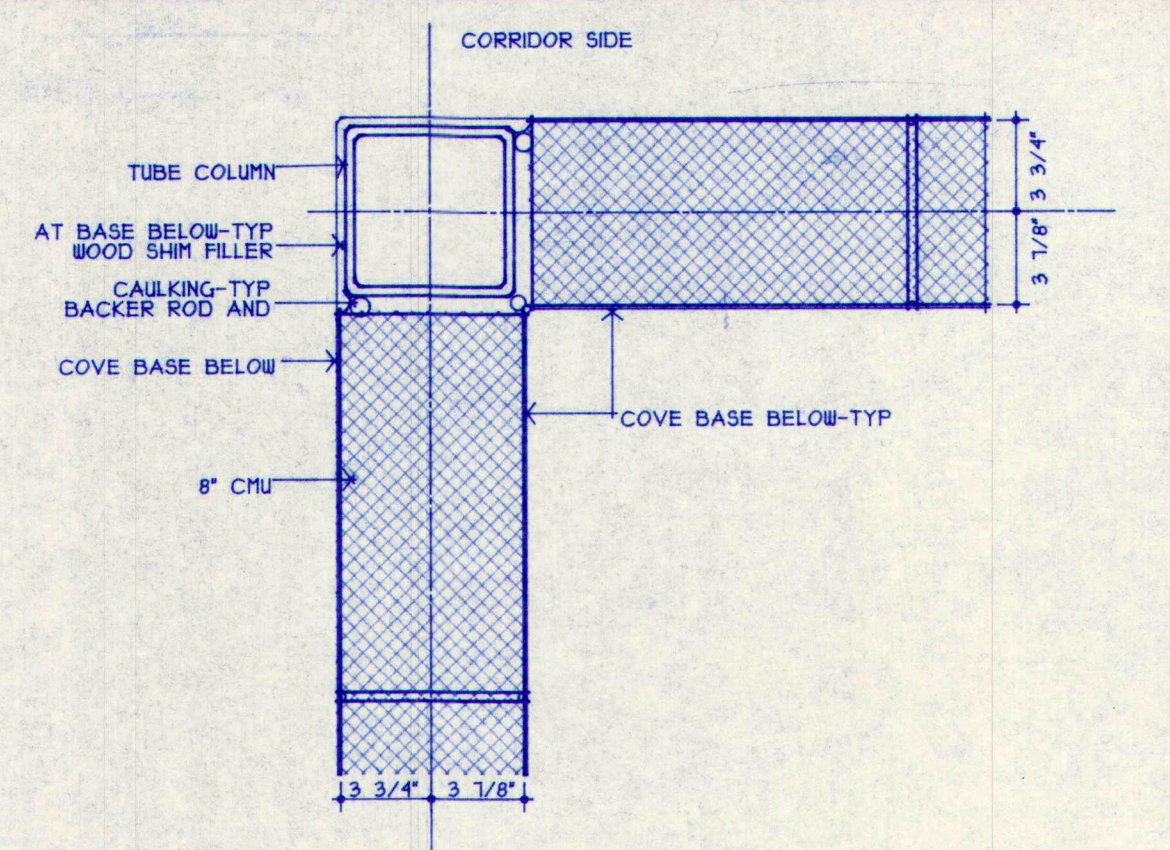
TERRIEN
ARCHITECTS
Terrien Architects, Inc.
4 Milk Street
Portland, Maine 04101
207 774-6016 Fax: 774-9128



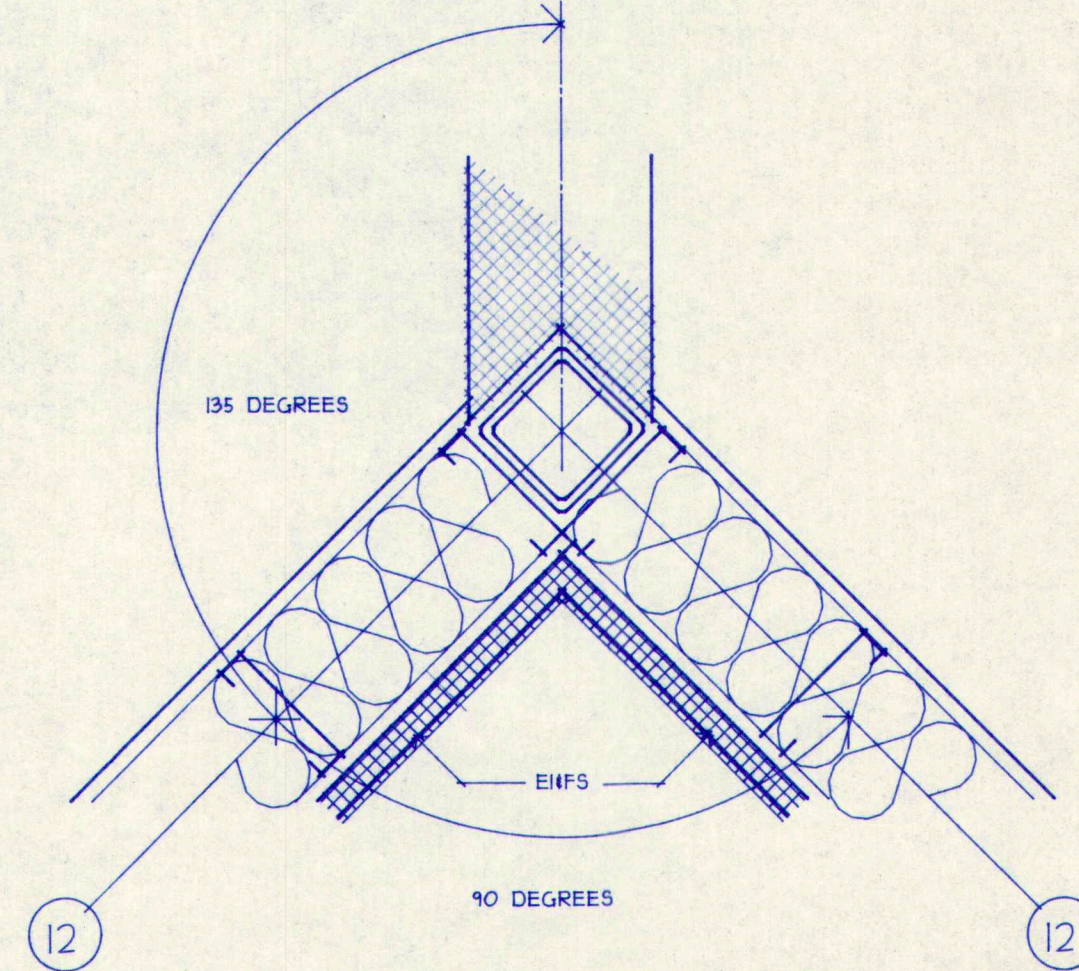
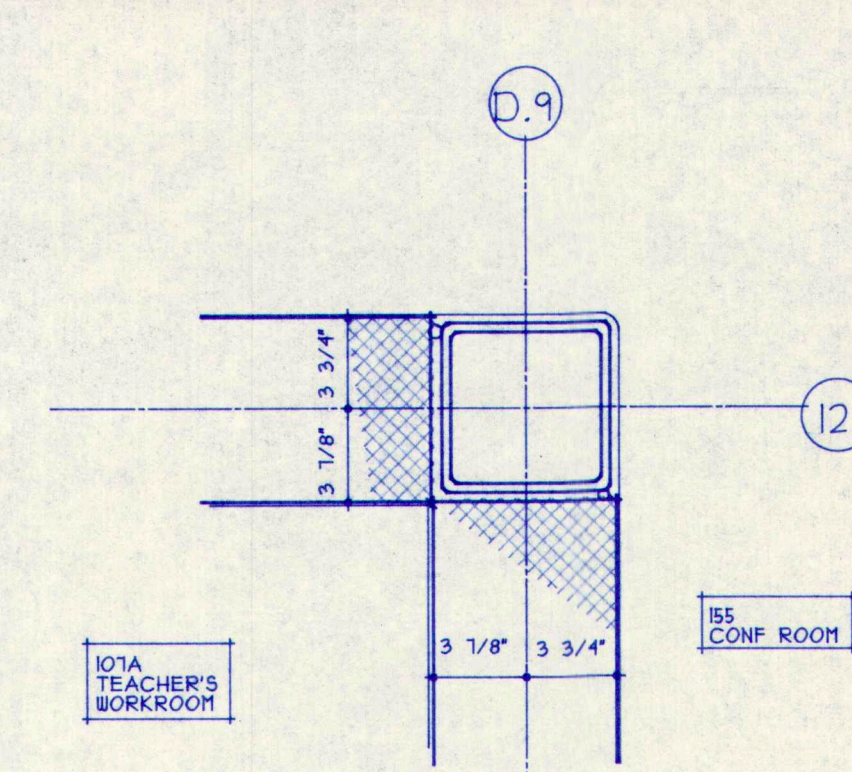
1 TYP DTL AT LOCKER WING WALL
A7.7 SCALE: 1 1/2" = 1'-0"



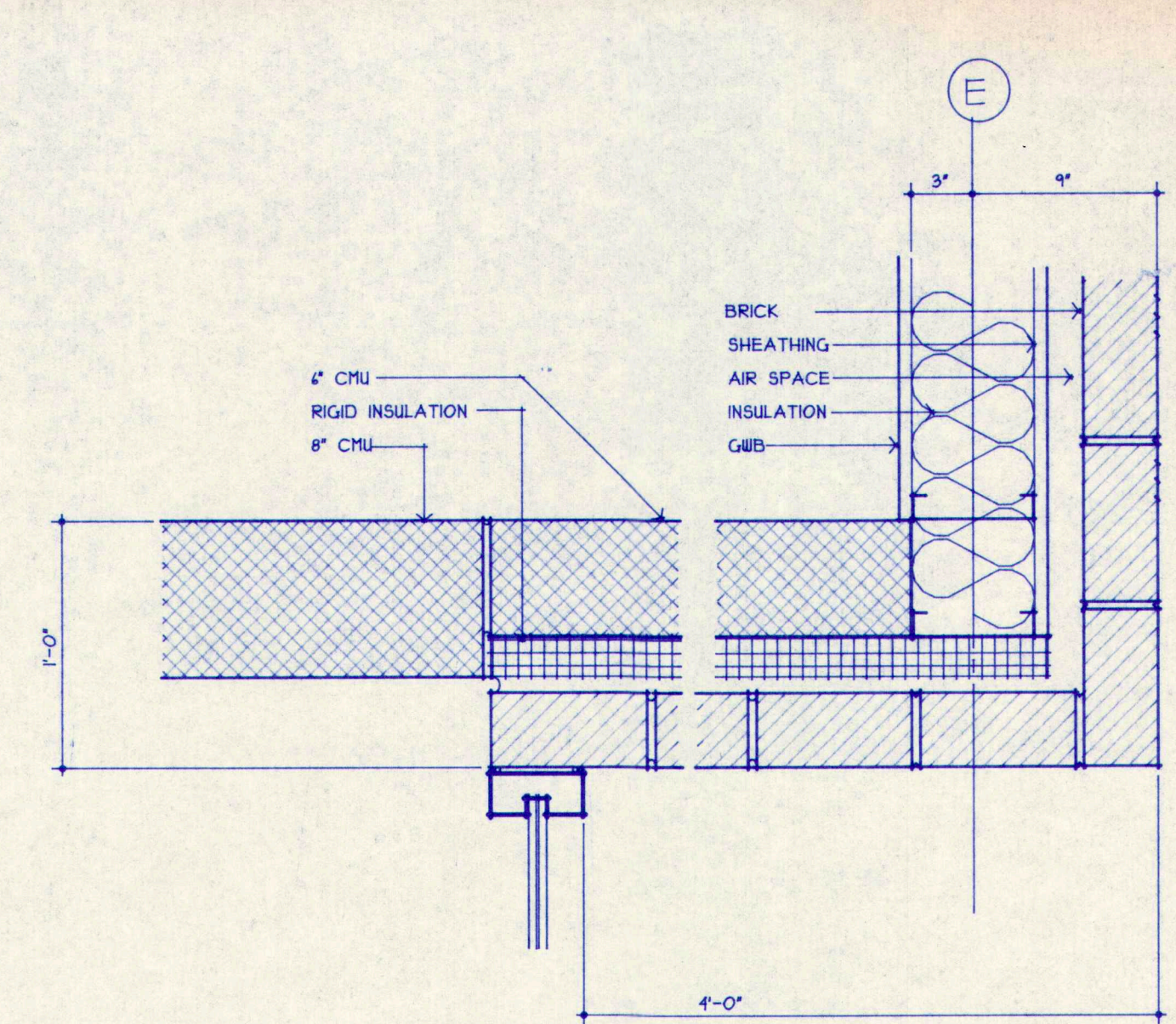
2 TYP DTL AT OUTSIDE CMU CORNER
A7.7 SCALE: 1 1/2" = 1'-0"



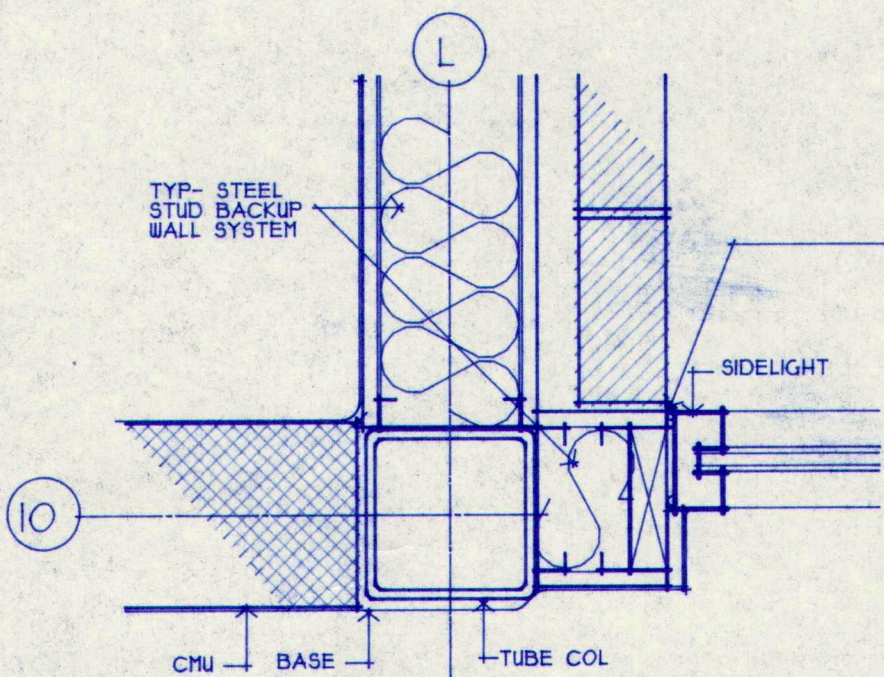
3 TYP DTL AT OUTSIDE CMU CORNER
A7.7 SCALE: 1 1/2" = 1'-0"



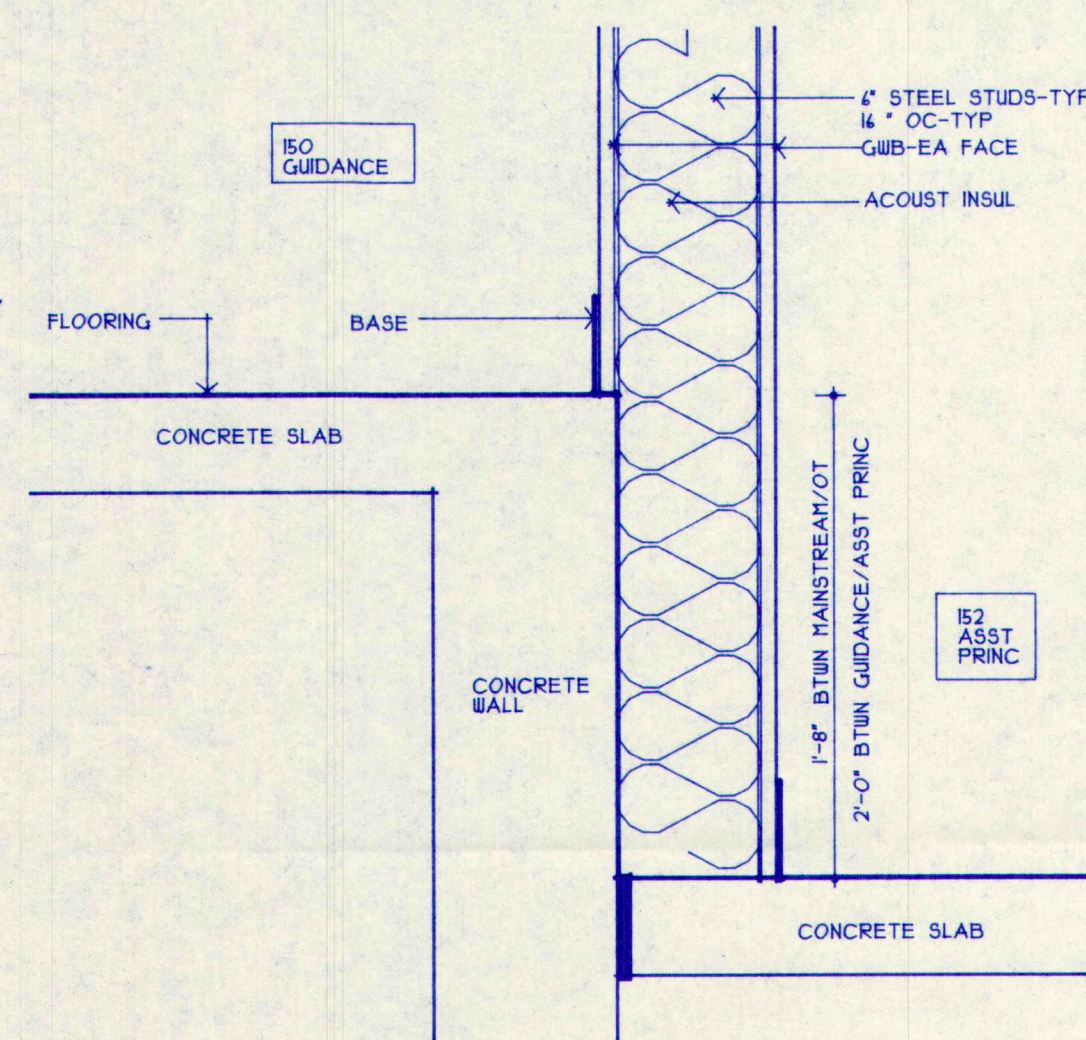
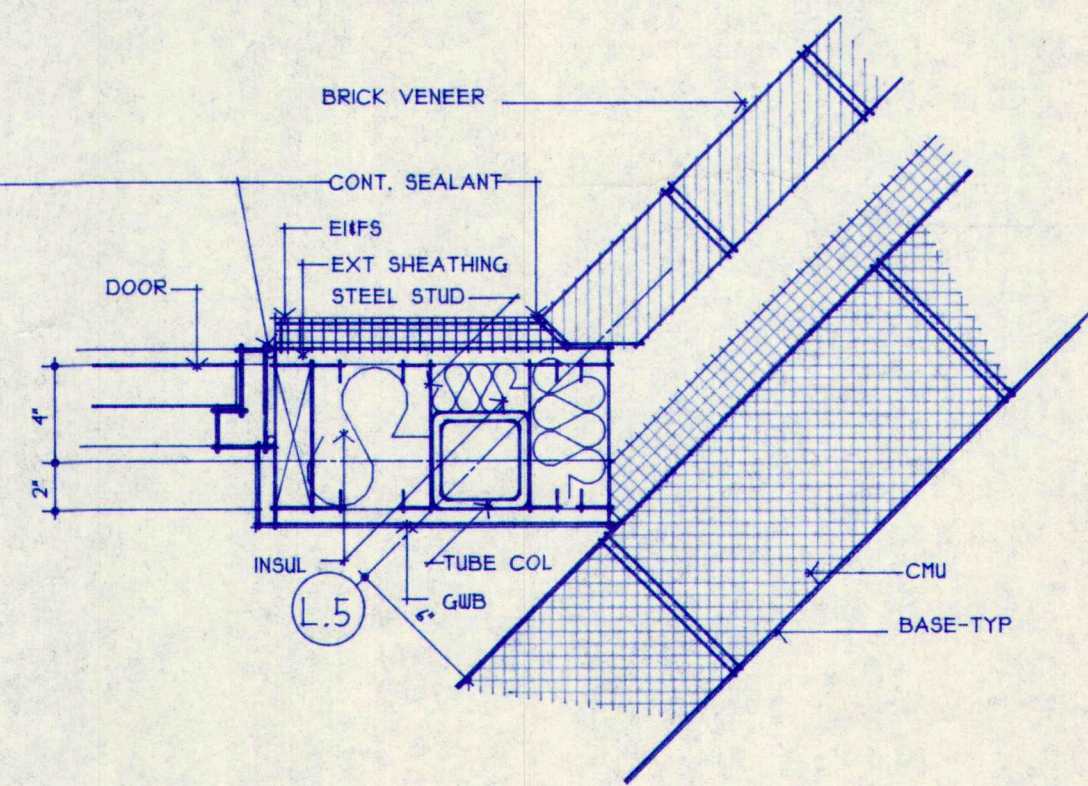
7 TYP PLAN DTL AT CONF/TEACHERS
A7.7 SCALE: 1 1/2" = 1'-0"



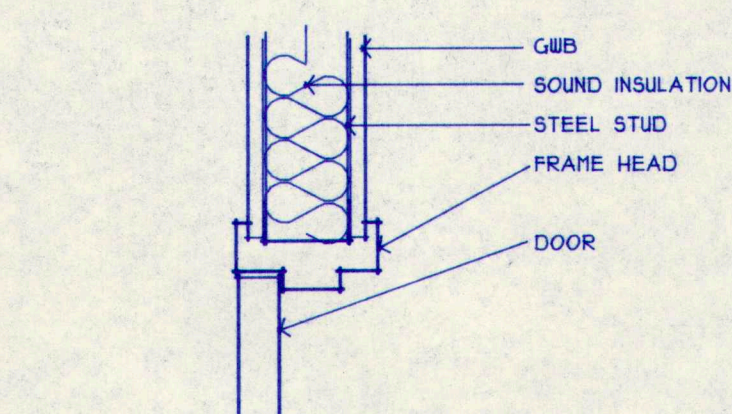
8 TYPICAL DETAIL AT RECESSED ENTRY
A7.7 SCALE: 1 1/2" = 1'-0"



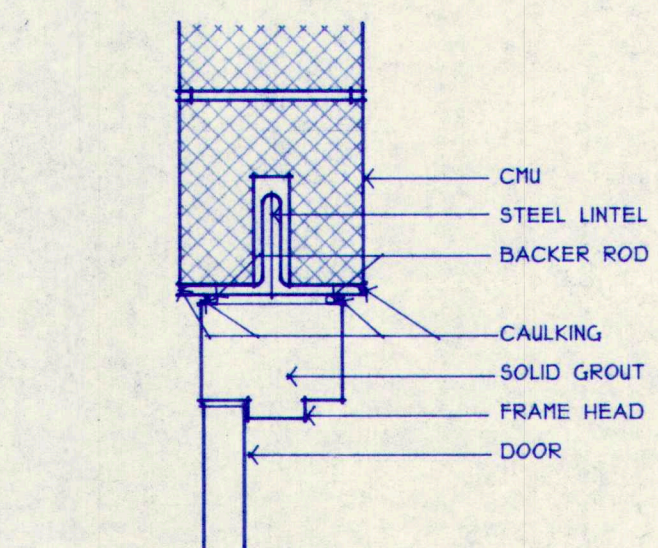
5 PLAN DETAIL
A7.7 SCALE: 1 1/2" = 1'-0"



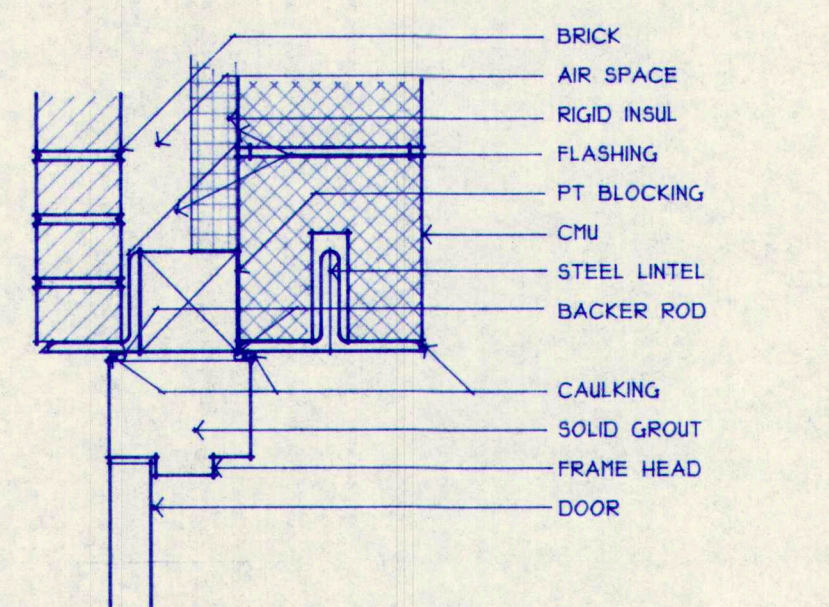
6 TYP-STEP IN FLOOR LEVELS
A7.7 SCALE: 1 1/2" = 1'-0"



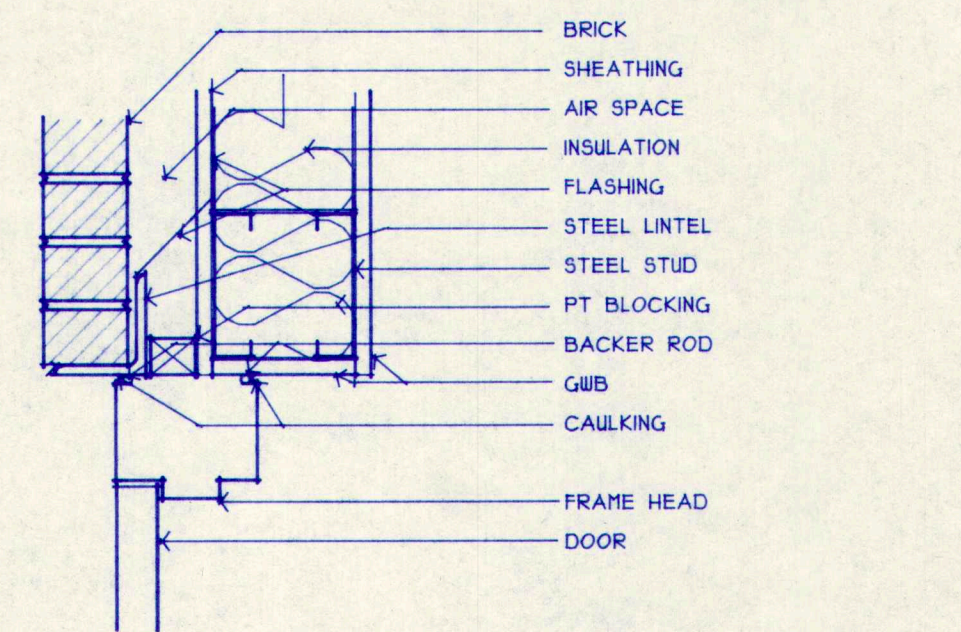
9 DOOR HEAD - GWB
A7.7 SCALE: 1 1/2" = 1'-0"



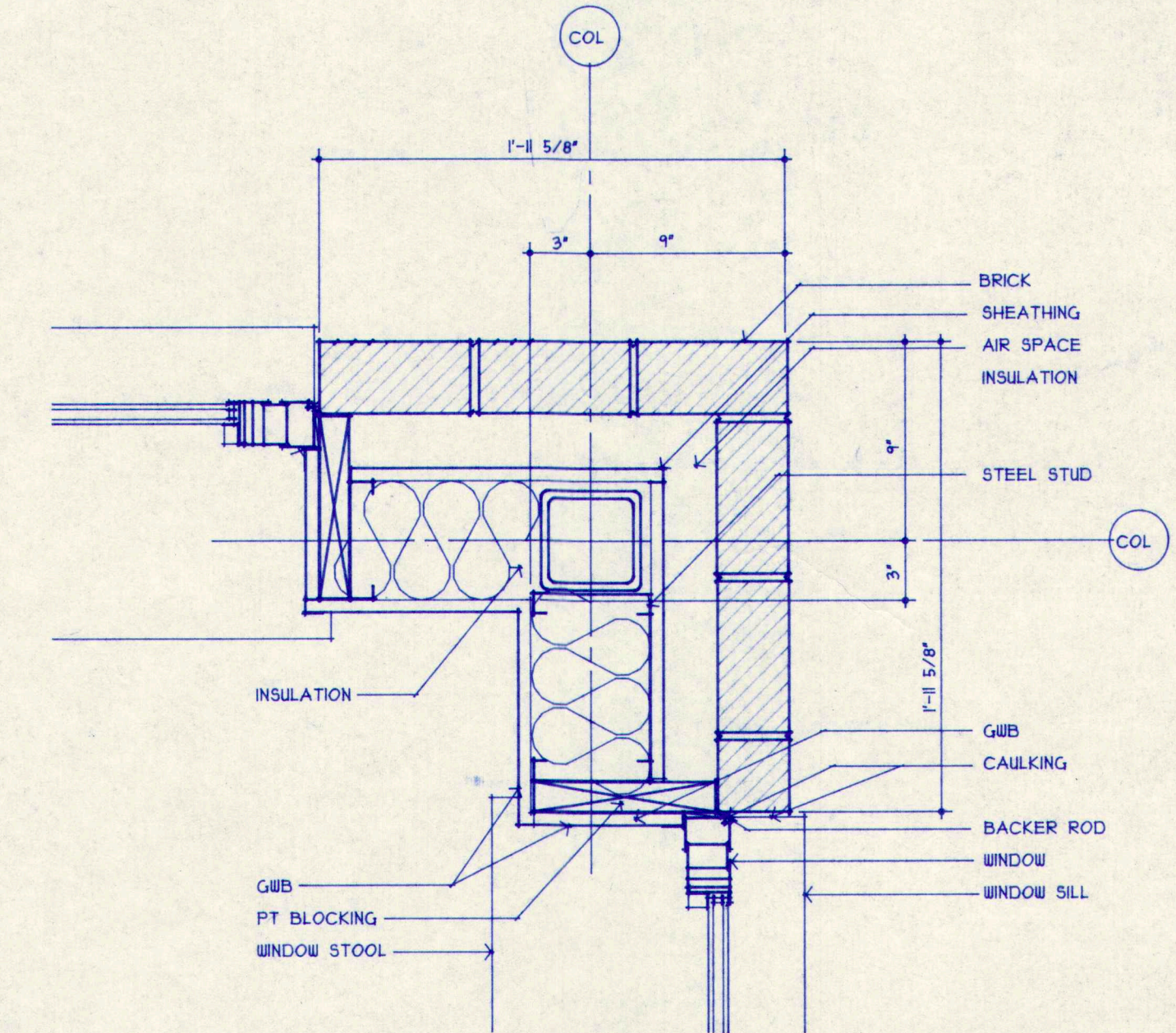
10 DOOR HEAD - MASONRY
A7.7 SCALE: 1 1/2" = 1'-0"



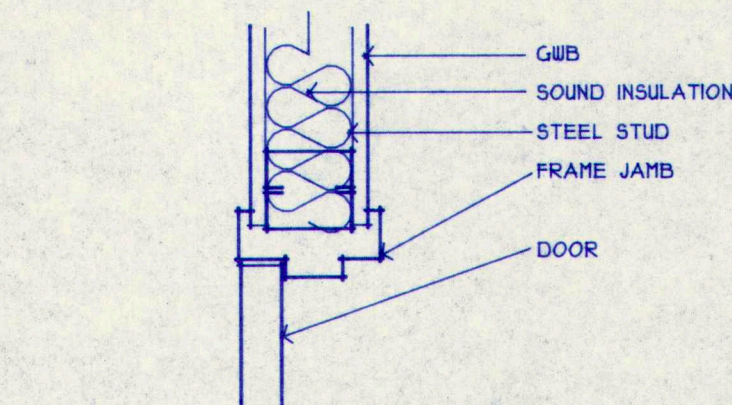
11 DOOR HEAD - EXT. MASONRY
A7.7 SCALE: 1 1/2" = 1'-0"



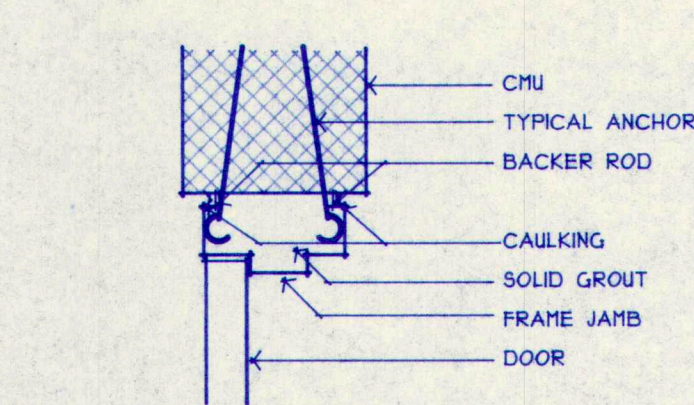
12 DOOR HEAD - EXT. MASONRY/GWB
A7.7 SCALE: 1 1/2" = 1'-0"



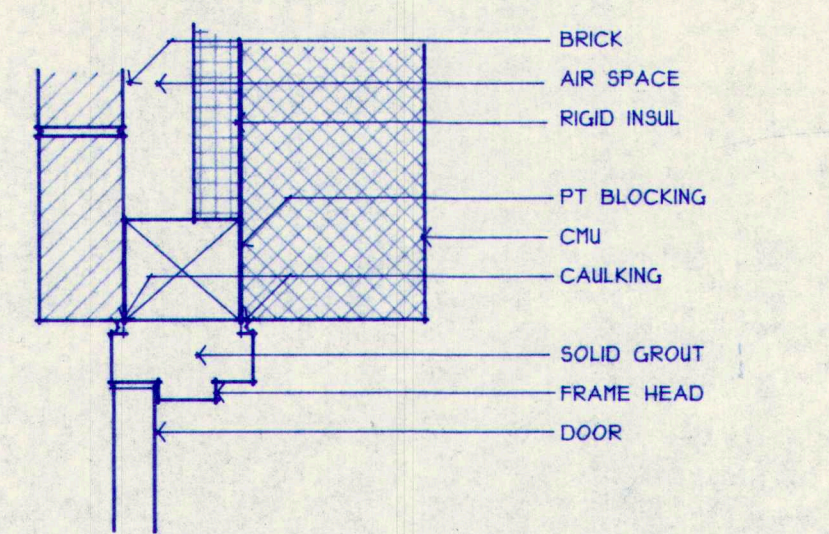
13 TYPICAL EXT CORNER AT WINDOWS
A7.7 SCALE: 1 1/2" = 1'-0"



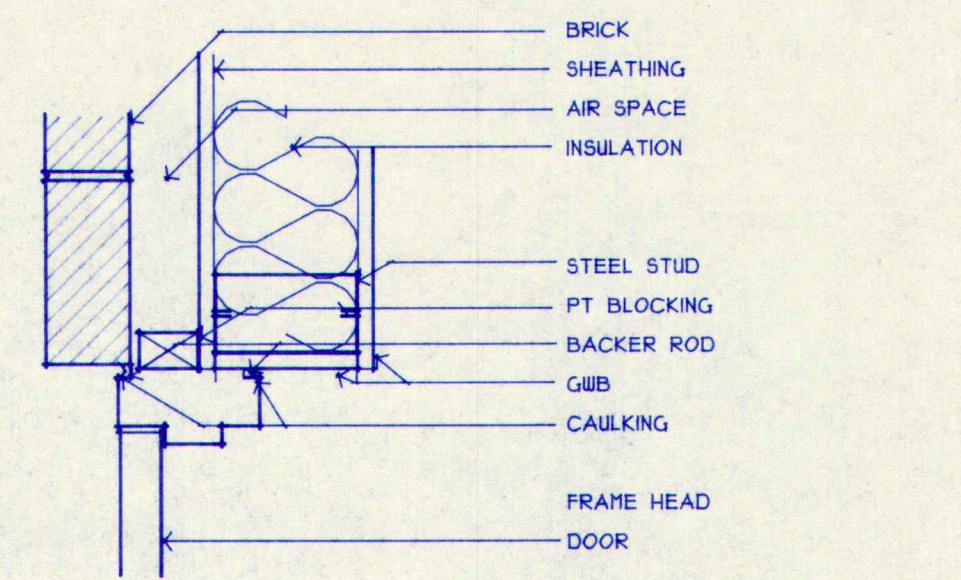
14 DOOR JAMB - GWB
A7.7 SCALE: 1 1/2" = 1'-0"



15 DOOR JAMB - MASONRY
A7.7 SCALE: 1 1/2" = 1'-0"



16 DOOR JAMB - EXT. MASONRY
A7.7 SCALE: 1 1/2" = 1'-0"



17 DOOR JAMB - EXT. MASONRY/GWB
A7.7 SCALE: 1 1/2" = 1'-0"

DETAILS

0 3" 6" 12" 24"
SCALE: 1-1/2" = 1'-0"

TERRIEN
ARCHITECTS
Terrien Architects, Inc.
4 Milk Street
Portland, Maine 04101
207.774.6016 FAX 774-9188

M.S.A.D. 51 - Addition & Alterations to the
Mabel I. Wilson School
Cumberland Center, Maine

REGISTERED ARCHITECT
ROBERT E.
HOWE
No. 1241
STATE OF MAINE

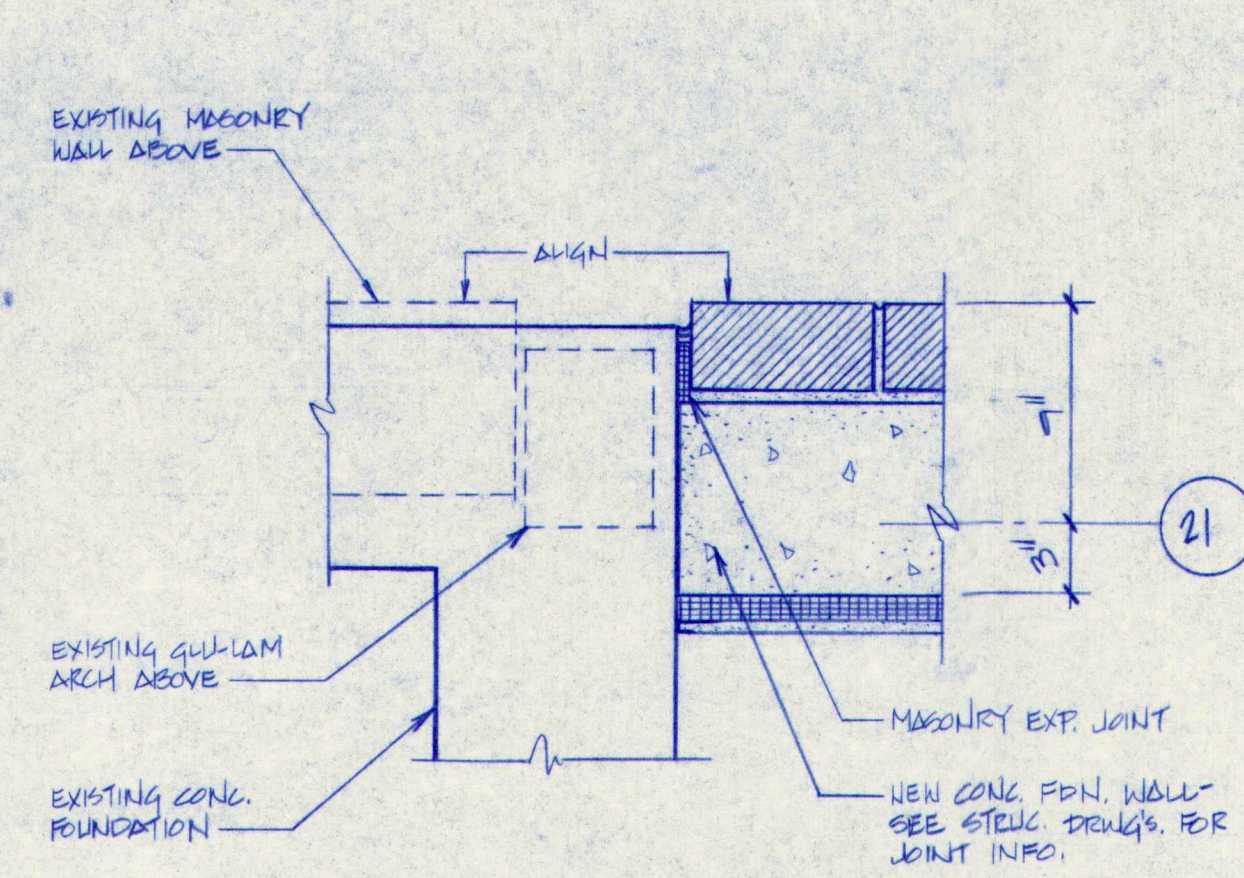
DATE: 28 MAY 1993
REVISIONS:

© 1993 Terrien Architects, Inc.

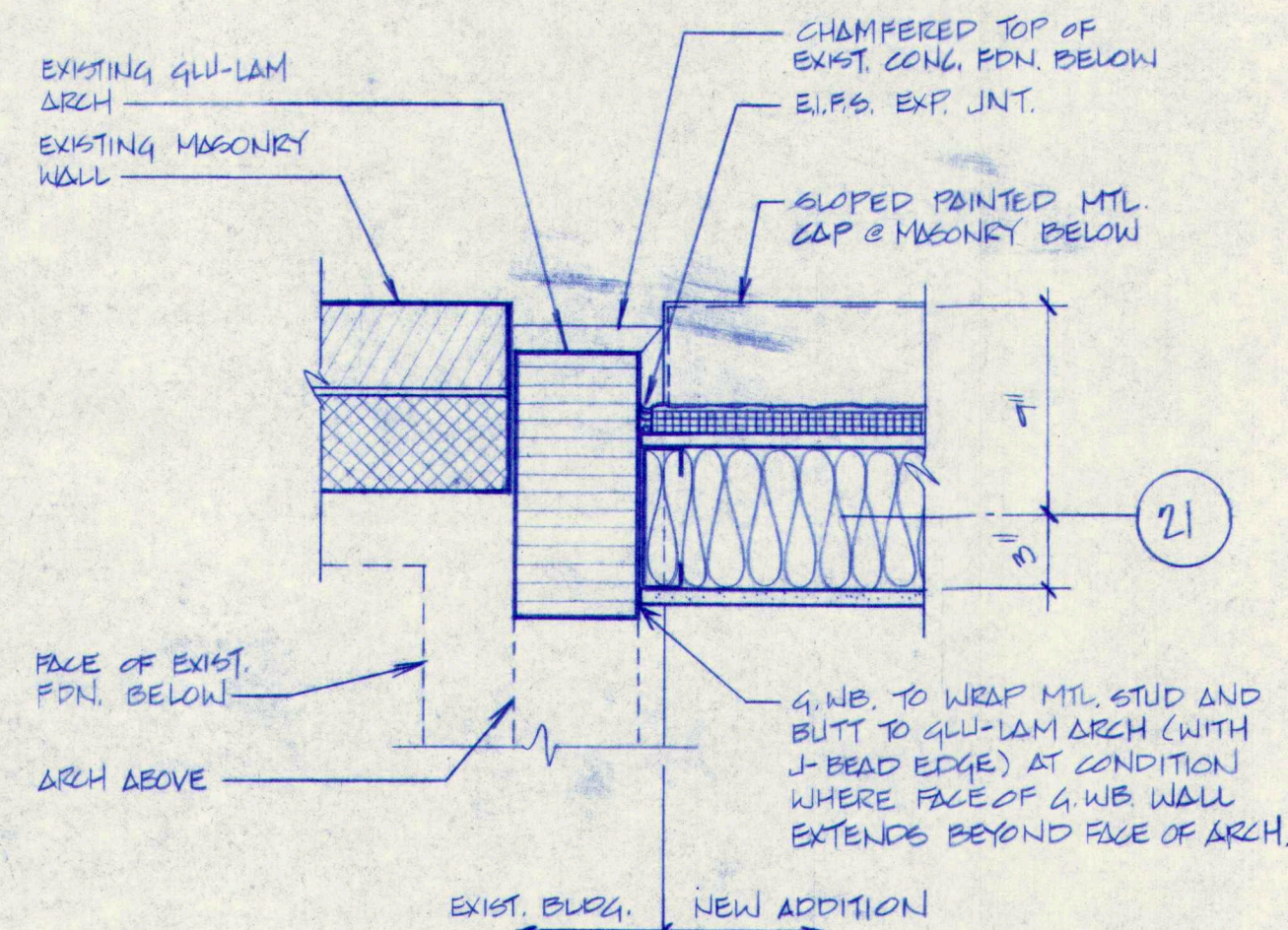
DRAWING NO.

A7.7

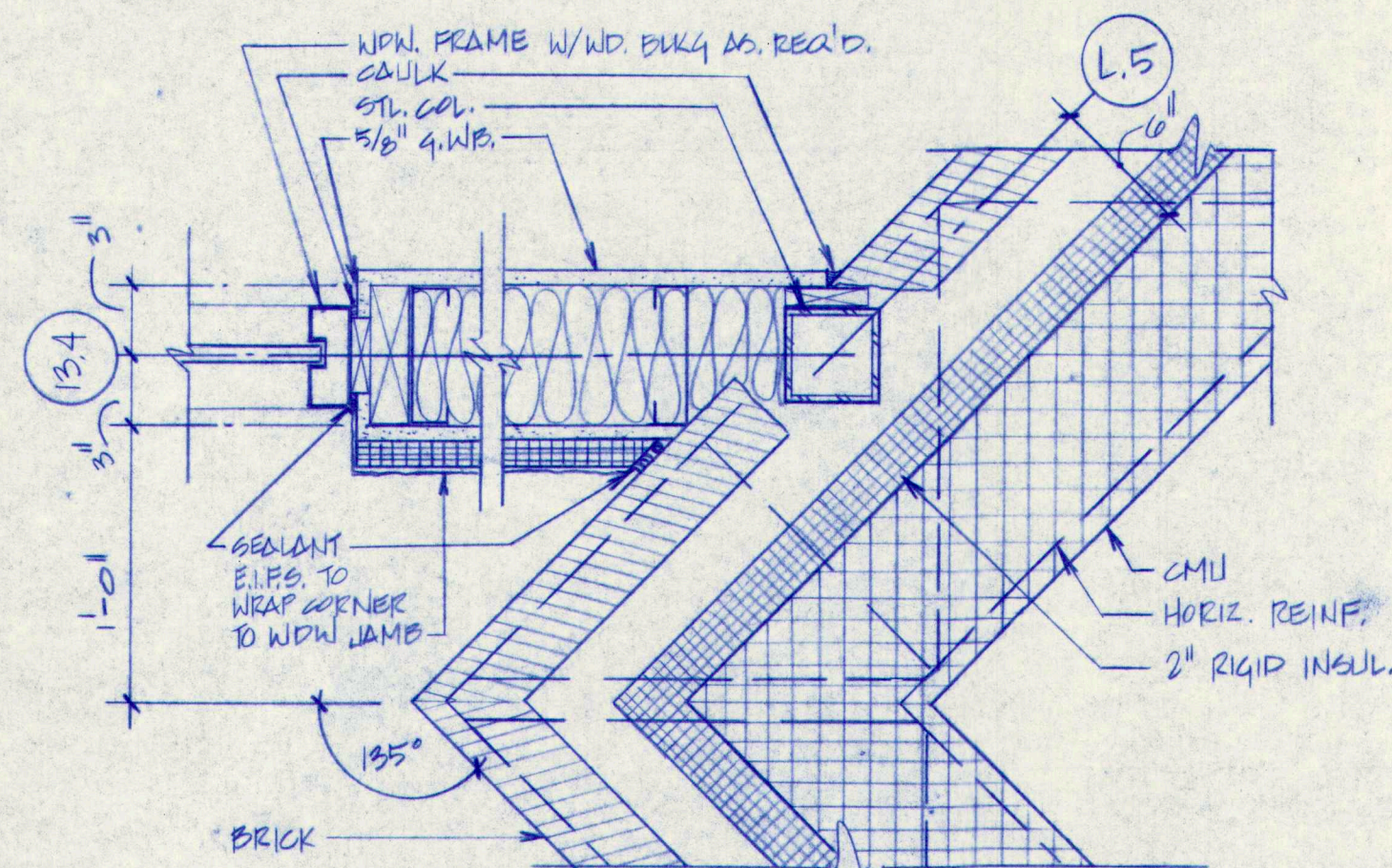
2010M02.DC3



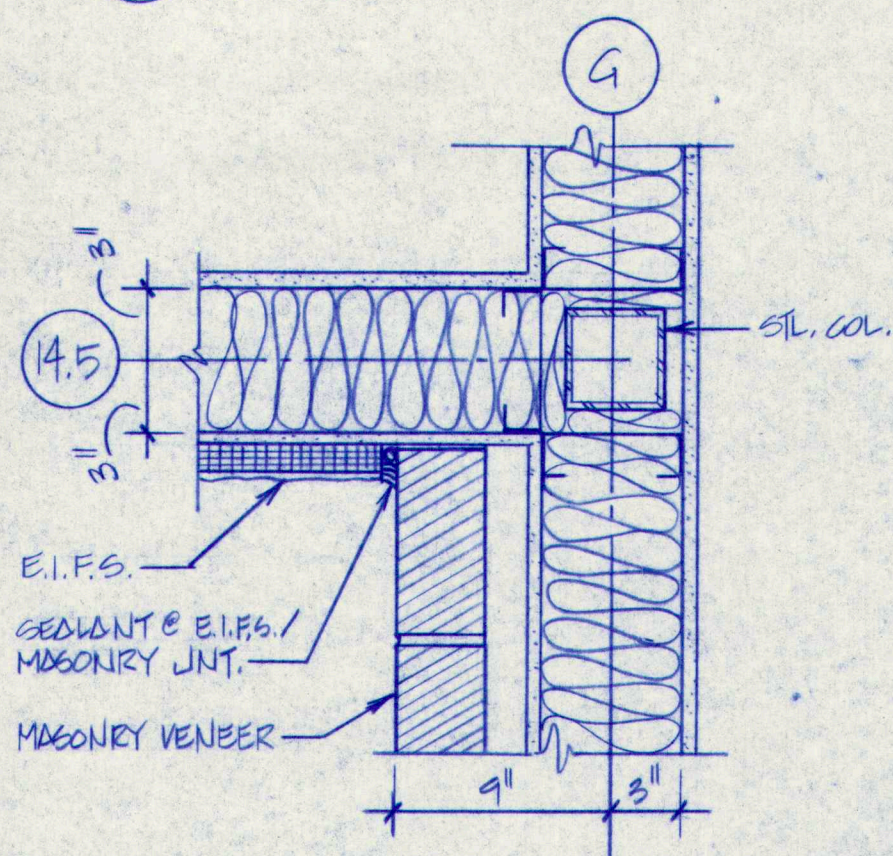
1 FOUNDATION ADDITION & EXIST. CAFETERIA FDN.
A7.8 1/2" = 1'-0"



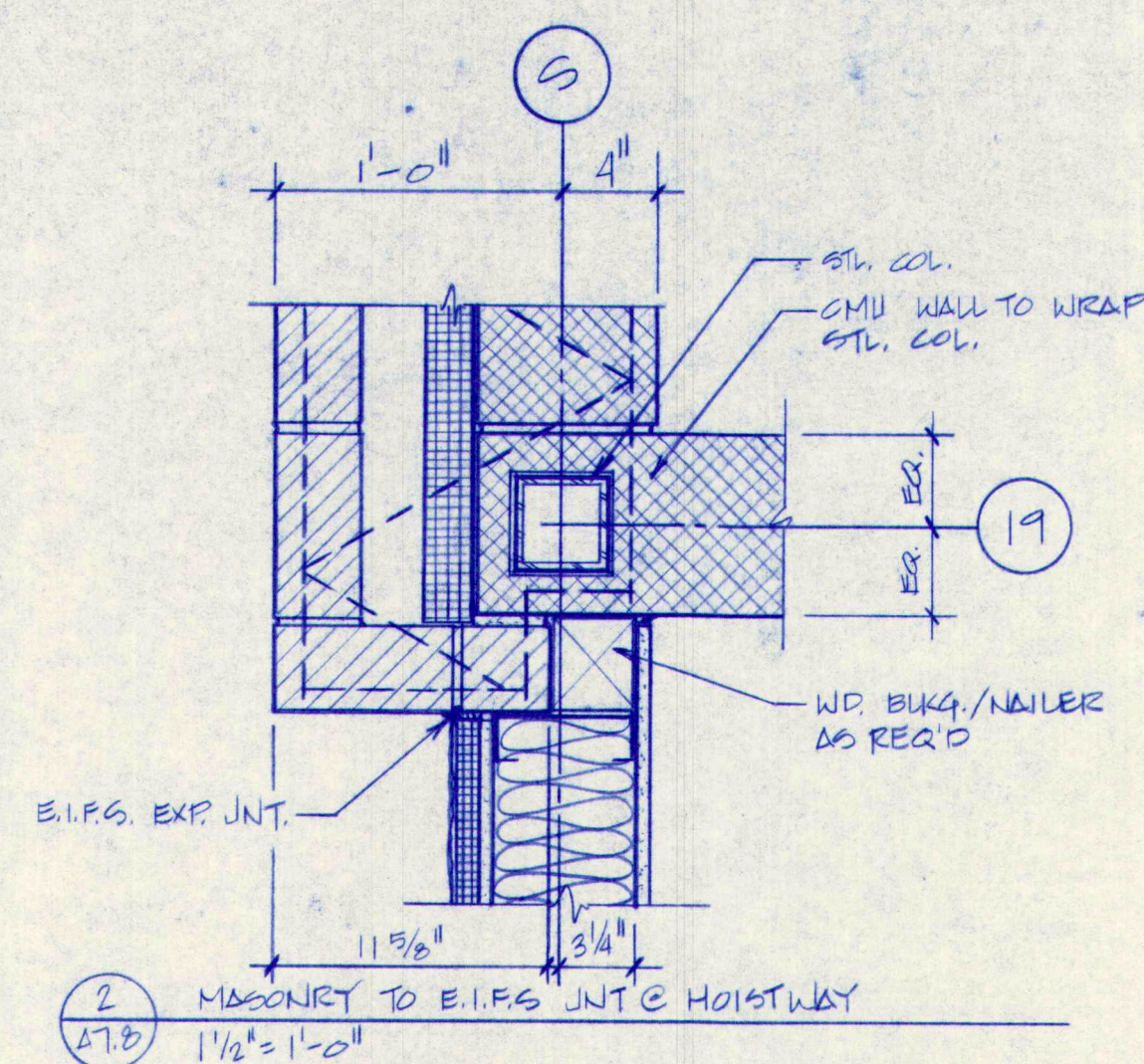
2 EXTERIOR WALL ADDITION & EXIST. CAFETERIA END WALL
A7.8 1/2" = 1'-0"



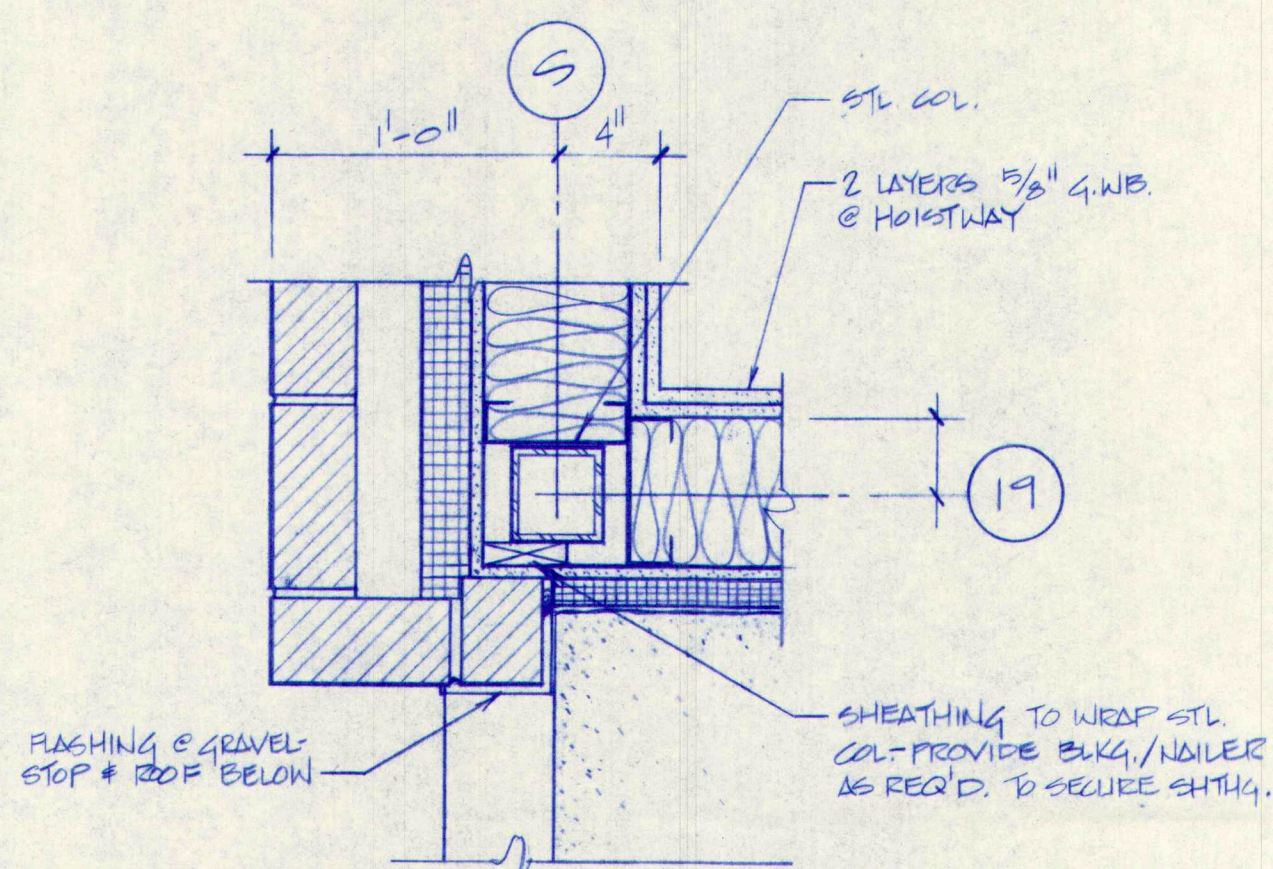
3 PLAN DETAIL @ VESTIBULE 165
A7.8 1/2" = 1'-0"



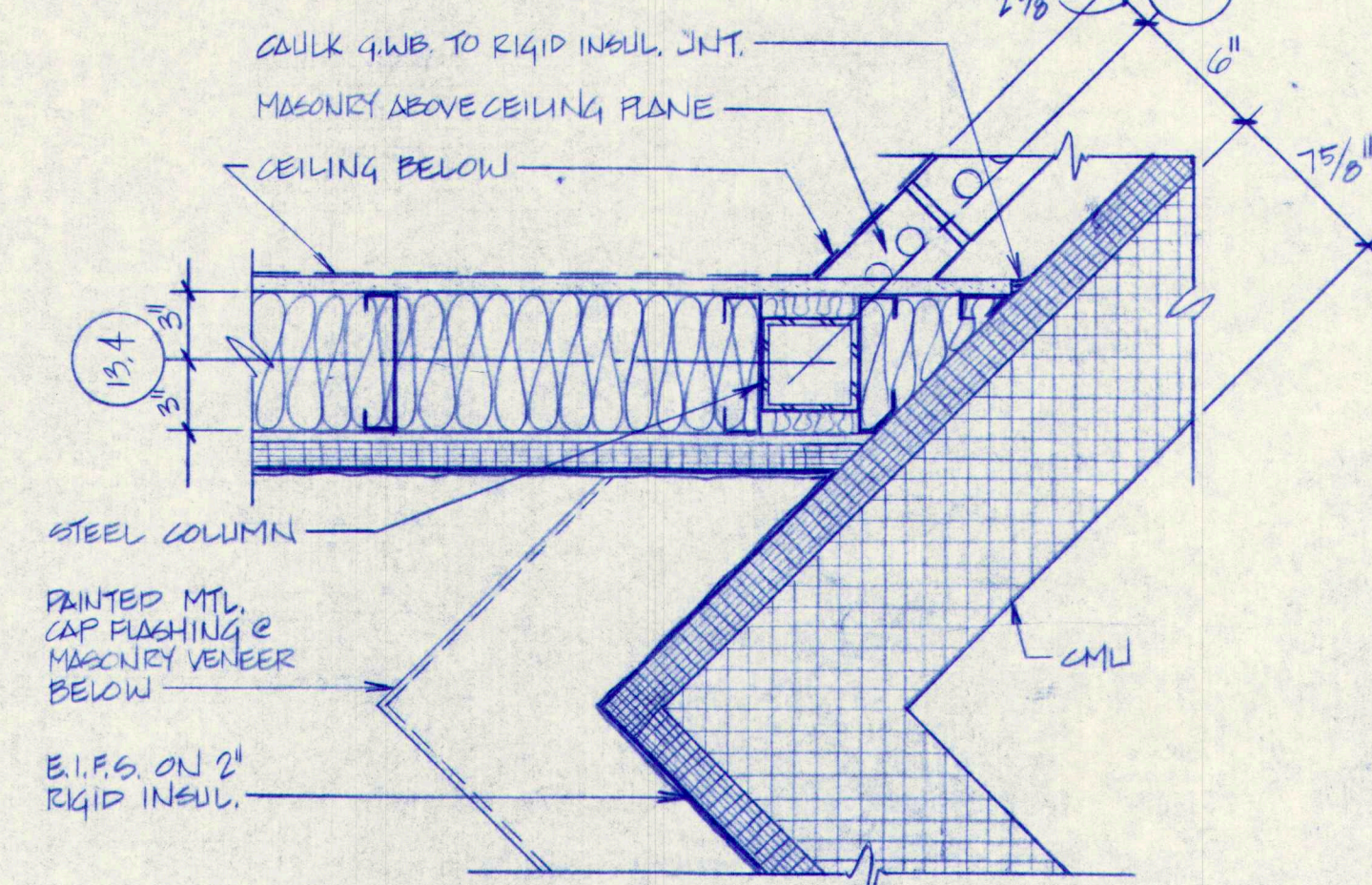
4 PLAN DETAIL @ E.I.F.S./MASONRY CORNER
A7.8 1/2" = 1'-0"



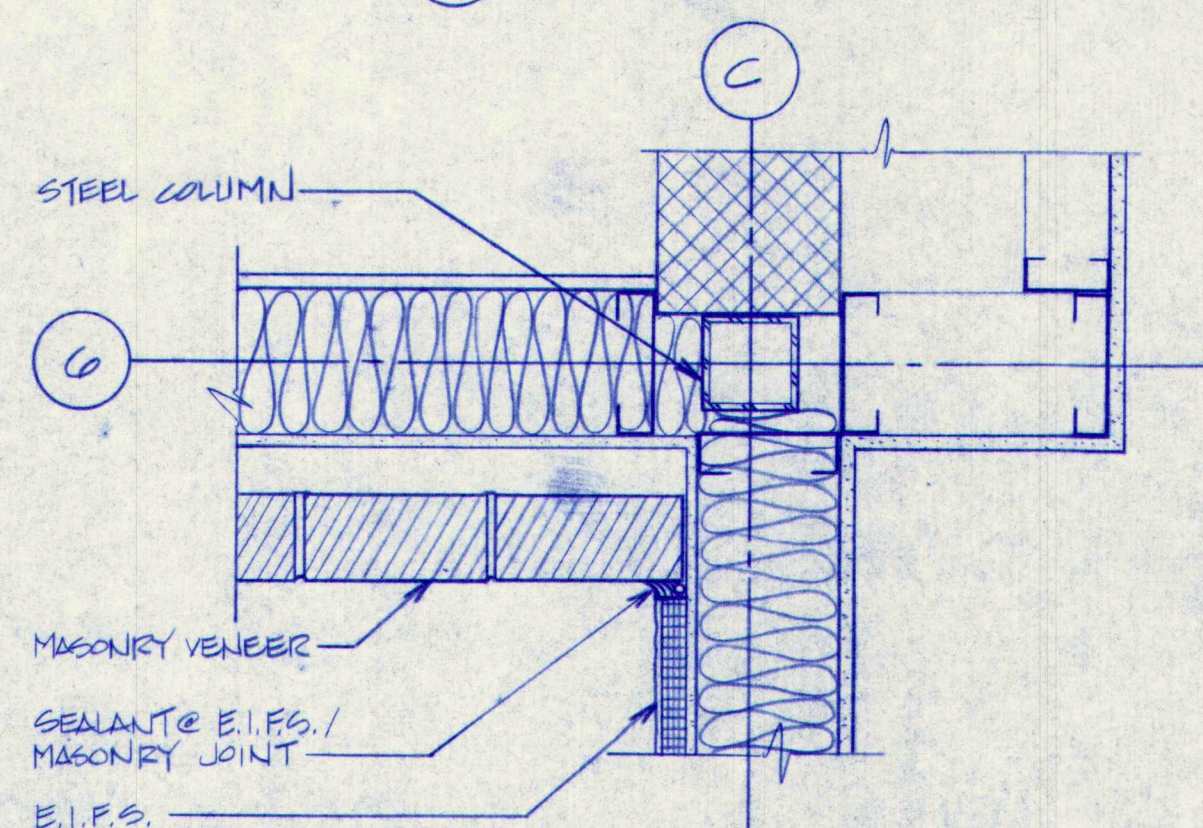
5 MASONRY TO E.I.F.S. JNT & HOISTWAY
A7.8 1/2" = 1'-0"



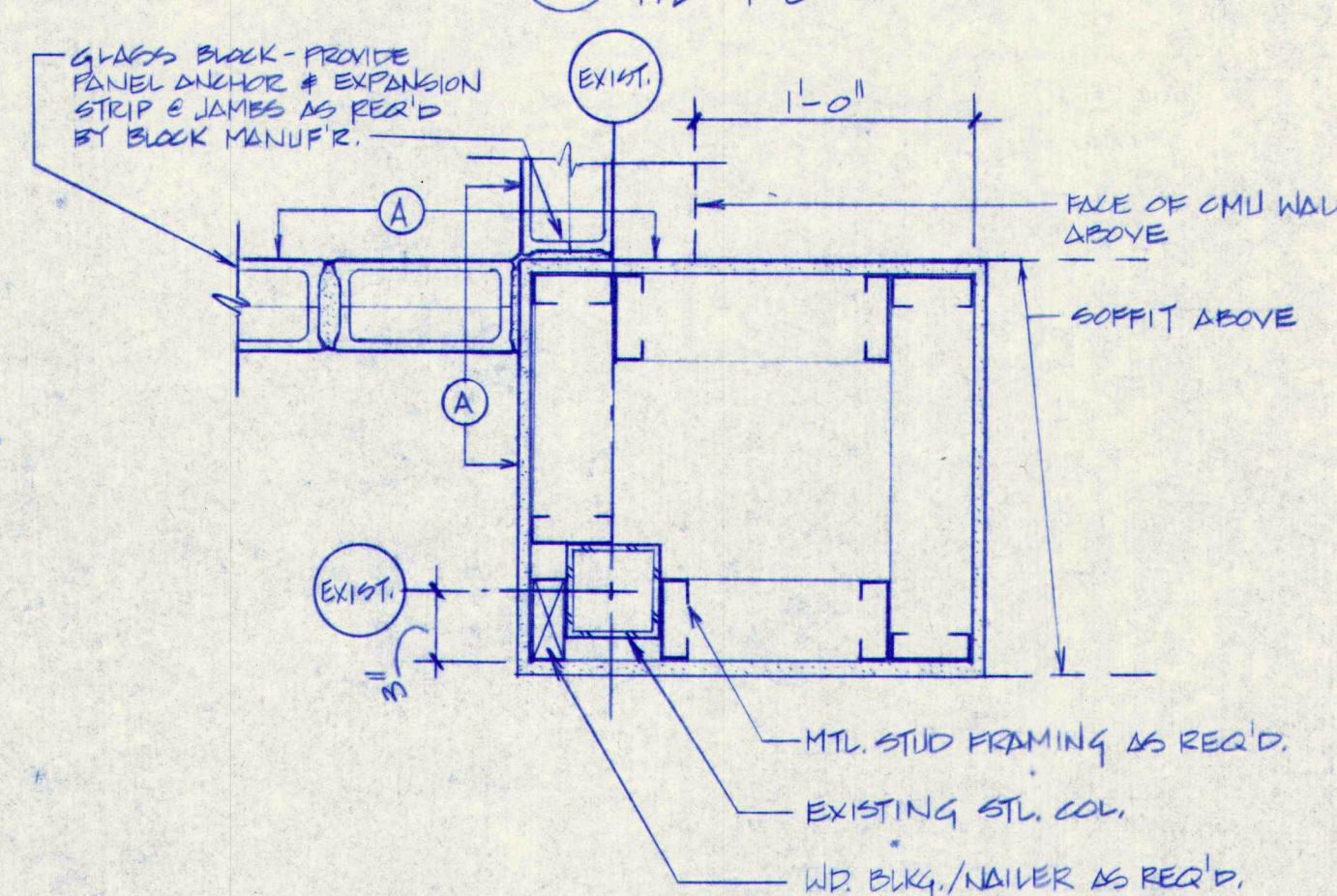
6 MASONRY TO E.I.F.S. JNT & HOISTWAY
A7.8 1/2" = 1'-0"



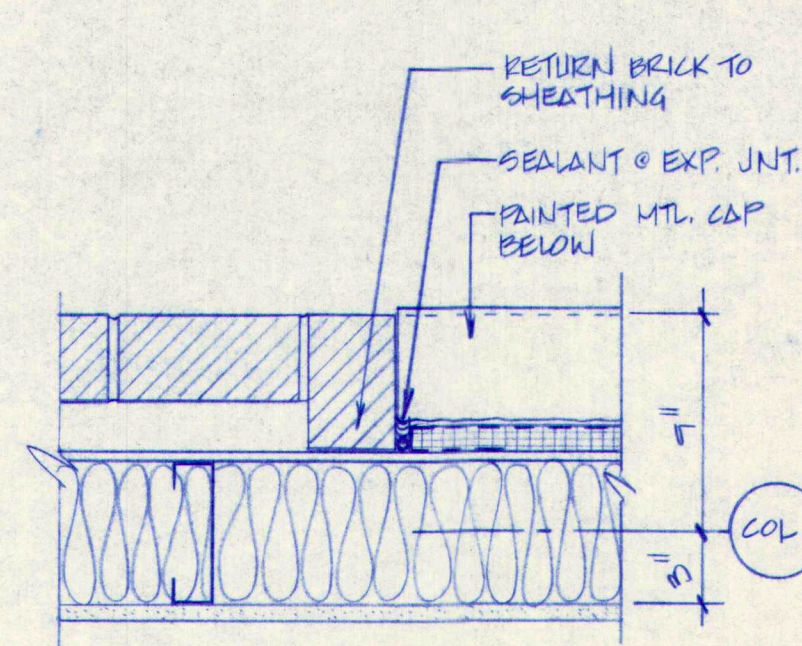
7 PLAN DETAIL @ VESTIBULE 165
A7.8 1/2" = 1'-0"



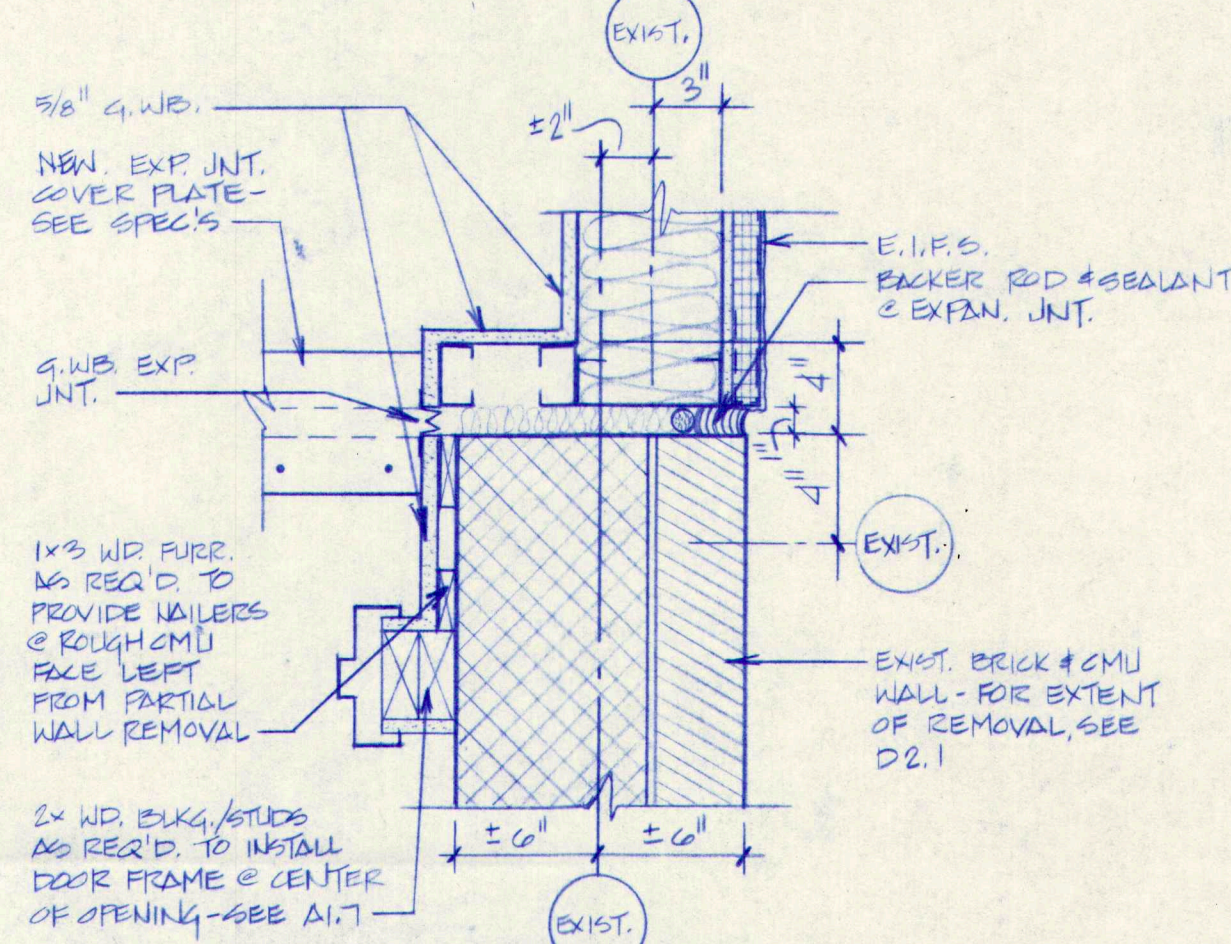
8 PLAN DETAIL @ E.I.F.S./MASONRY CORNER
A7.8 1/2" = 1'-0"



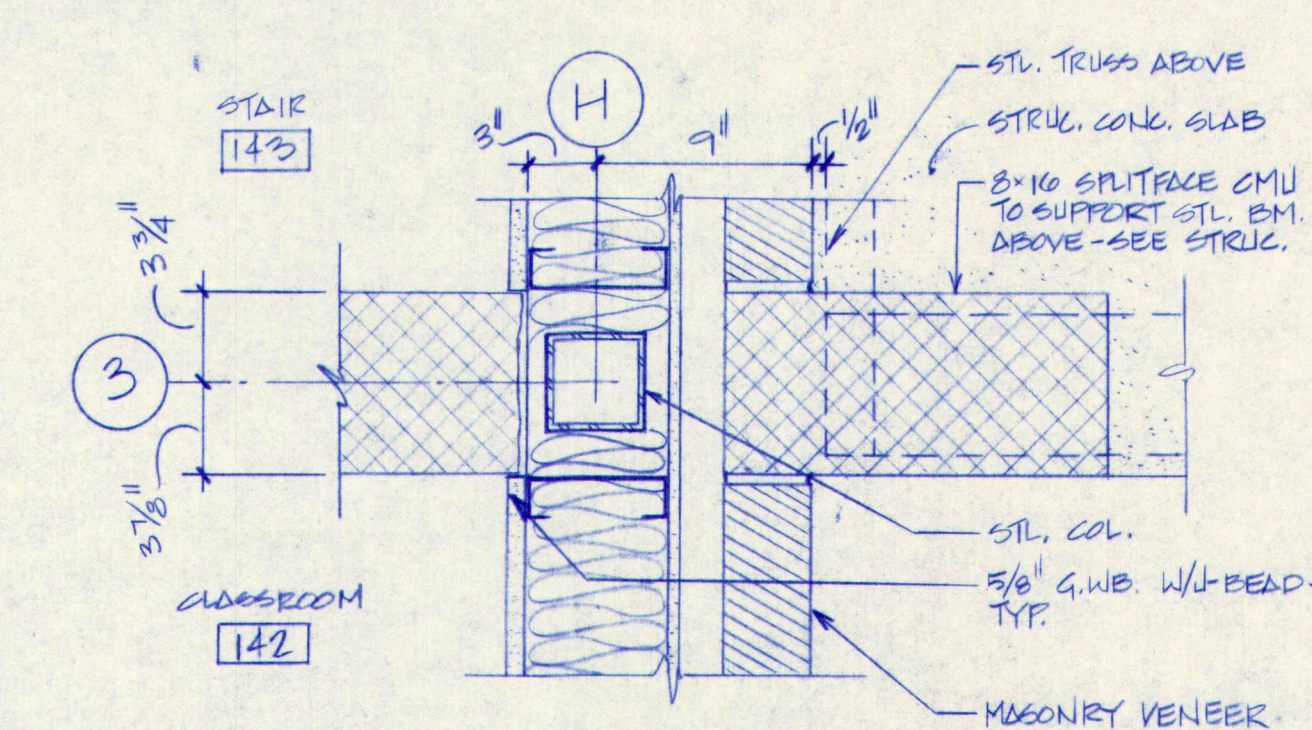
9 PLAN DETAIL @ STAIR 133A/CORR. 120 PLASTER
A7.8 1/2" = 1'-0"



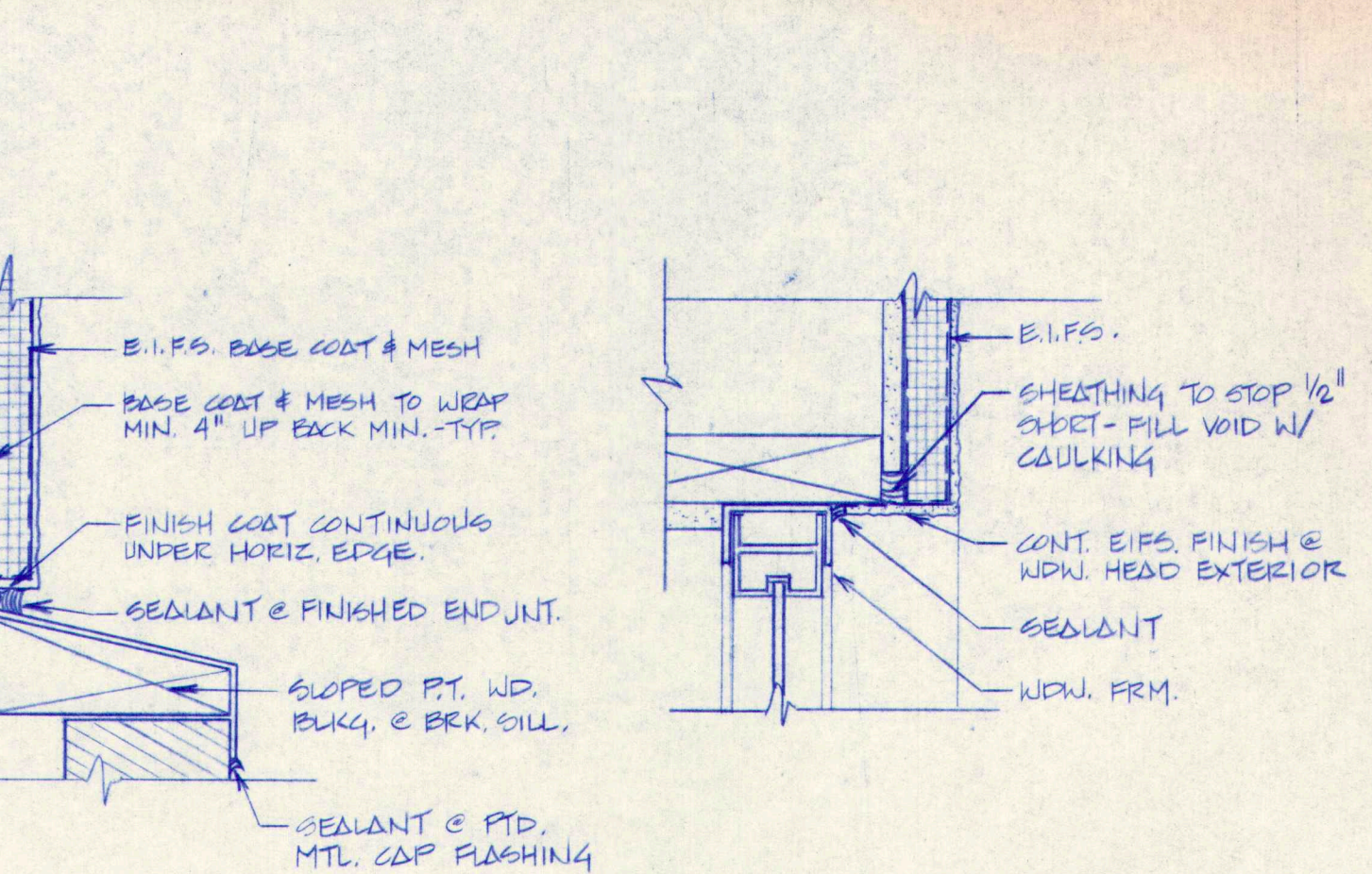
10 MASONRY TO E.I.F.S. TRANSITION JNT.
A7.8 1/2" = 1'-0"



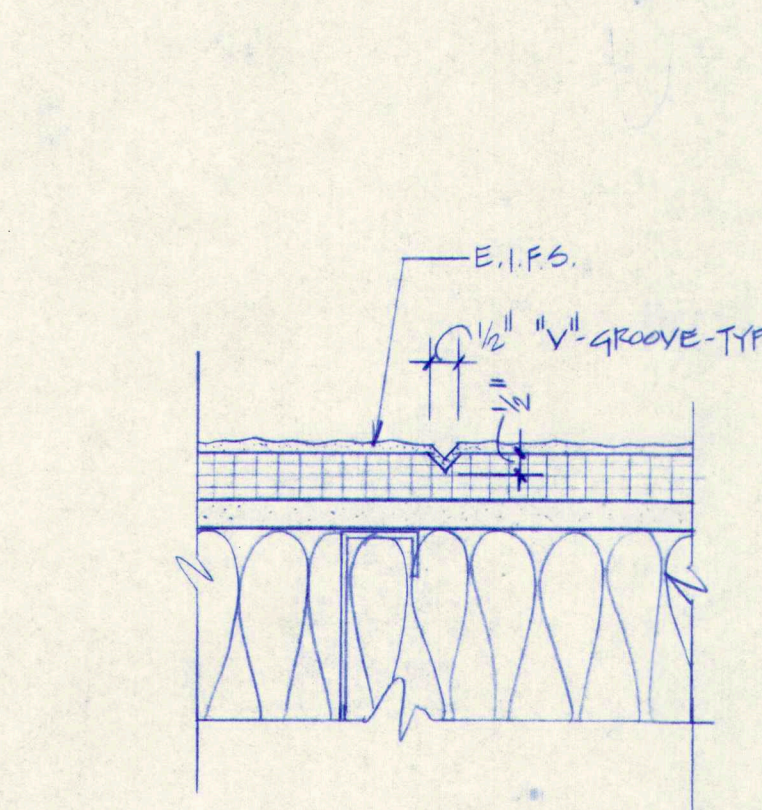
11 TRANSITION & CORR. 212 TO CORR. 217
A7.8 1/2" = 1'-0"



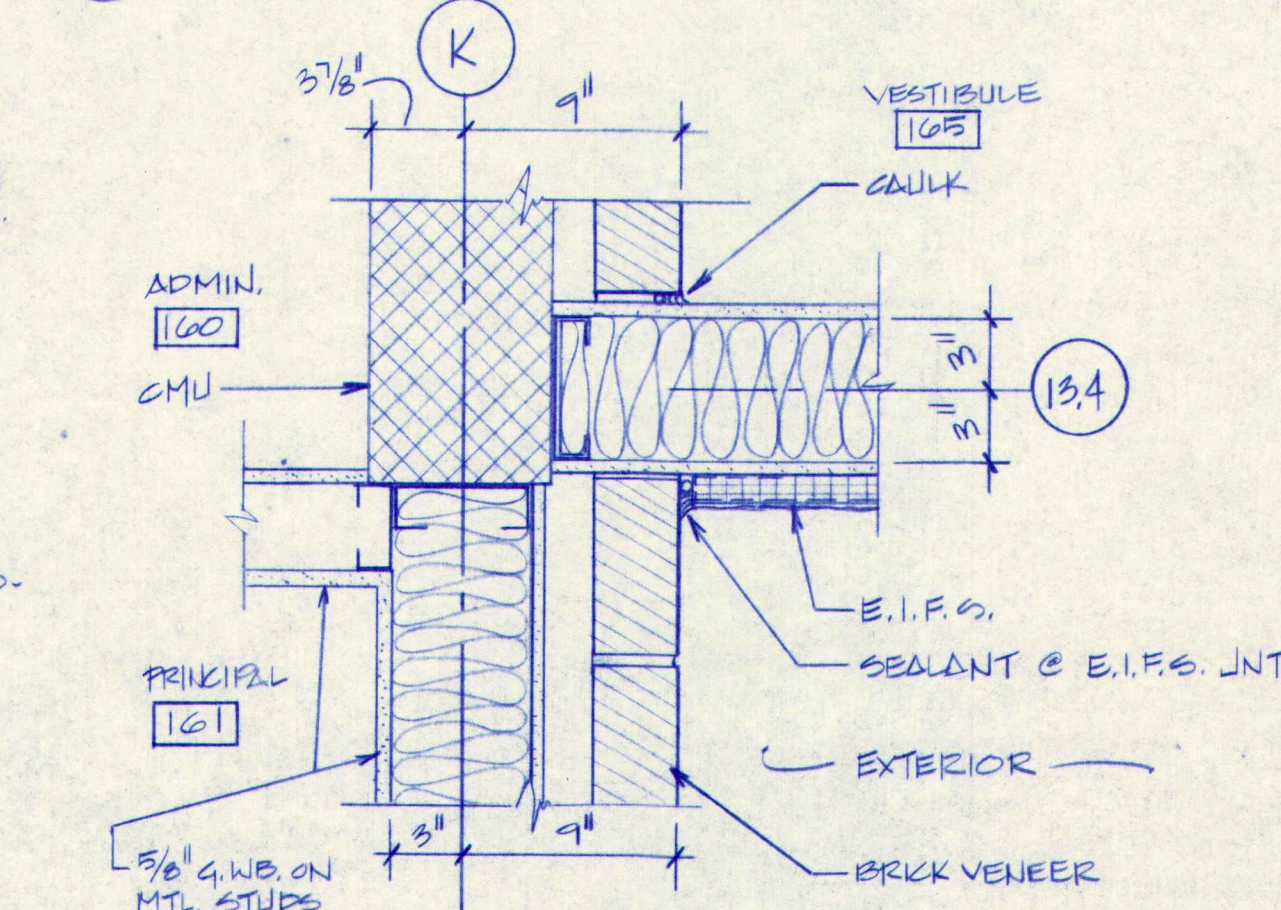
12 PLAN DETAIL @ STAIR 143/CLASSRM. 142
A7.8 1/2" = 1'-0"



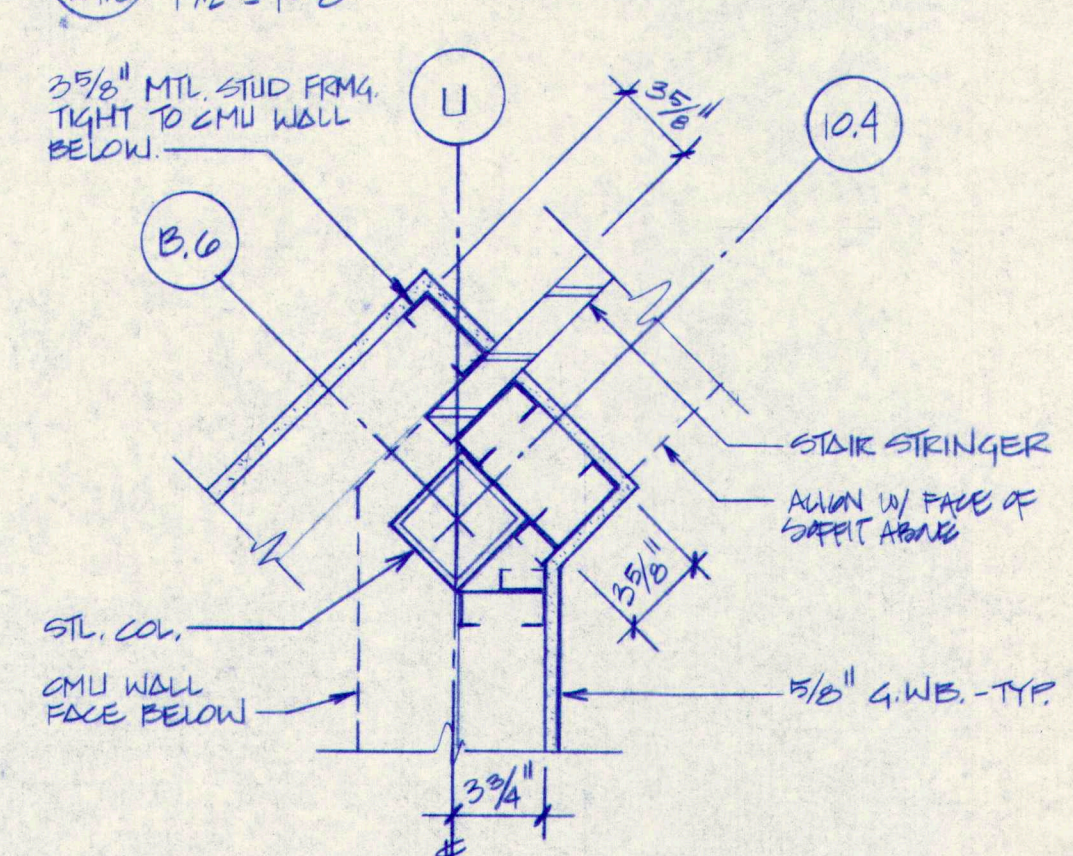
13 E.I.F.S. JNT. & SLOPED MASONRY CAP
A7.8 3/4" = 1'-0"



14 TYP. E.I.F.S. & NDW. HEAD
A7.8 3/4" = 1'-0"




15 TYP. E.I.F.S. REVEAL
A7.8 1/2" = 1'-0"



16 PLAN DETAIL @ VESTIBULE 165
A7.8 1/2" = 1'-0"

M.S.A.D. 51 - Addition & Alterations to the Mabel I. Wilson School Cumberland Center, Maine

TERRIEN ARCHITECTS
Terrien Architects, Inc.
4 Milk Street
Portland, Maine 04101
207 774-0016 Fax: 774-0128



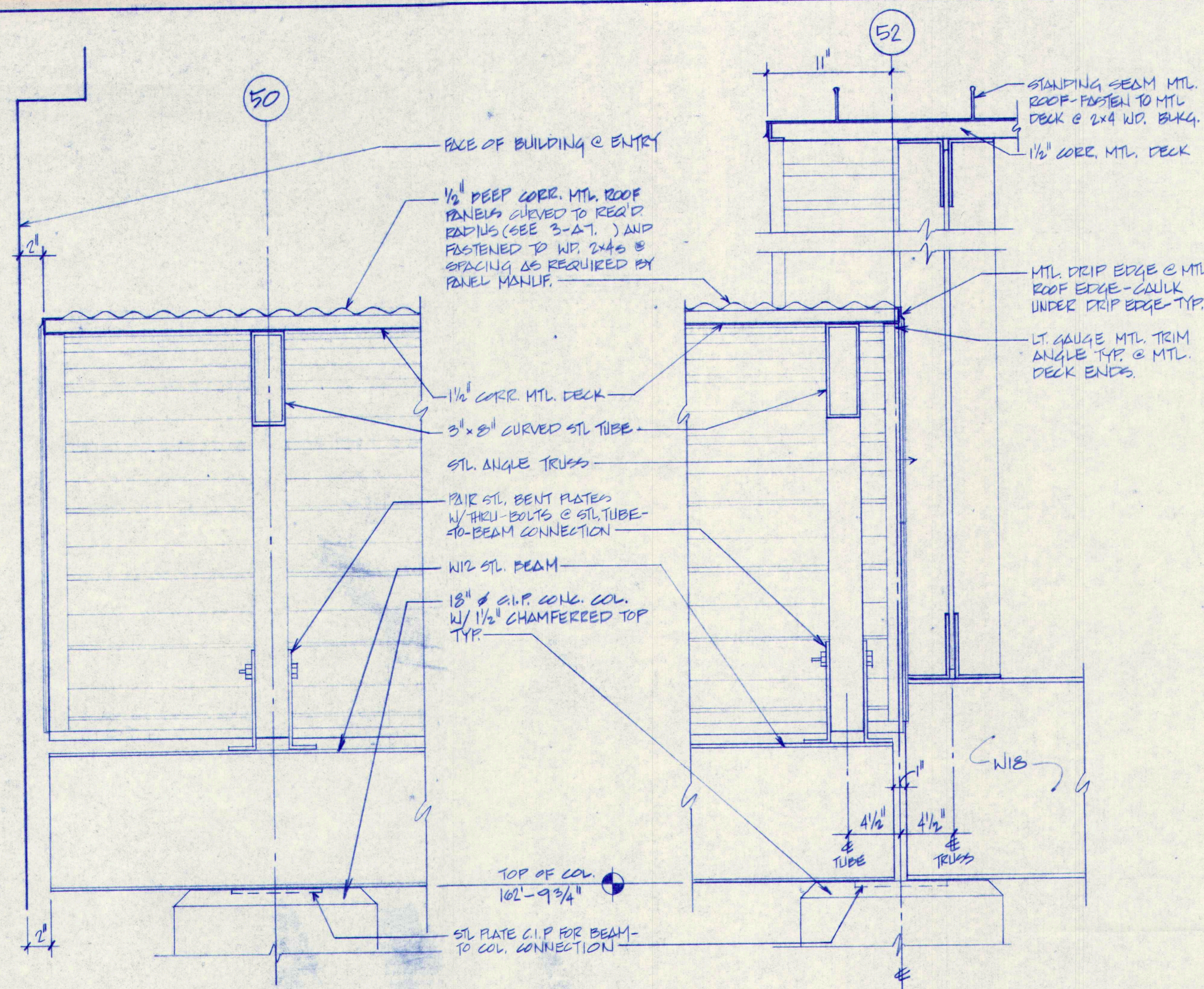
DATE: 28 MAY 1993
REVISIONS:

© 1993 Terrien Architects, Inc.

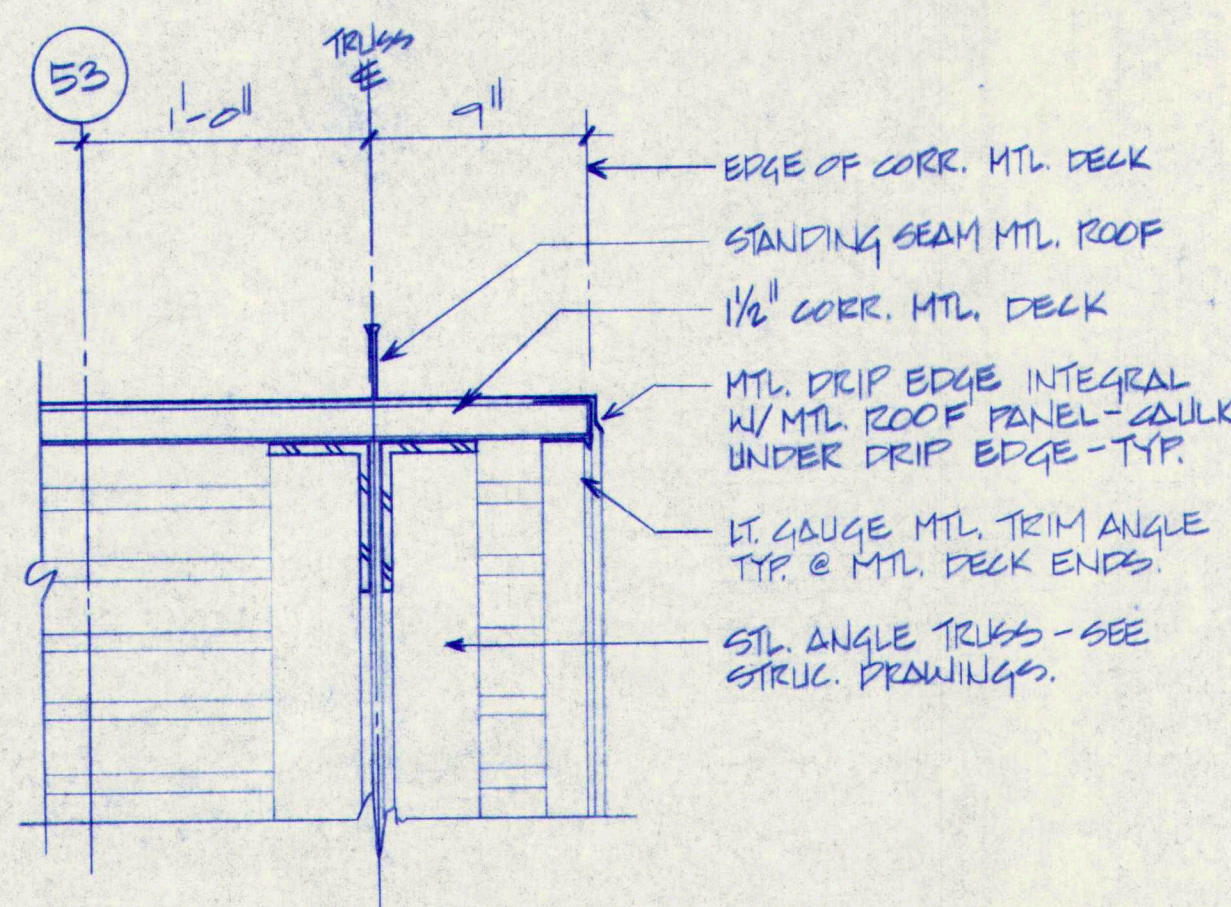
DRAWING NO.

A7.8

20105405.DWG

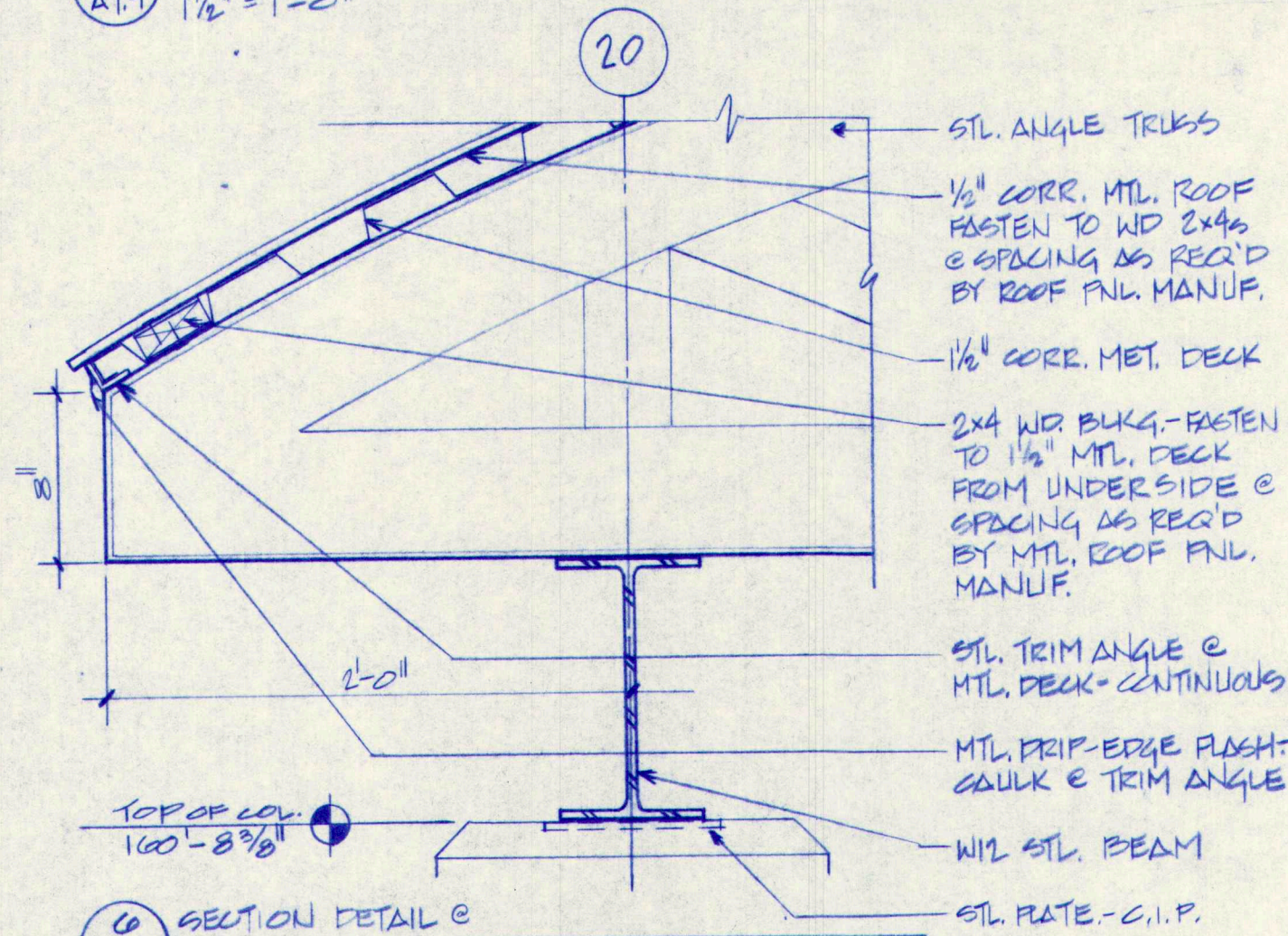


1 SECTION DETAIL & ENTRY CANOPY
A7.9 1/2" = 1'-0"

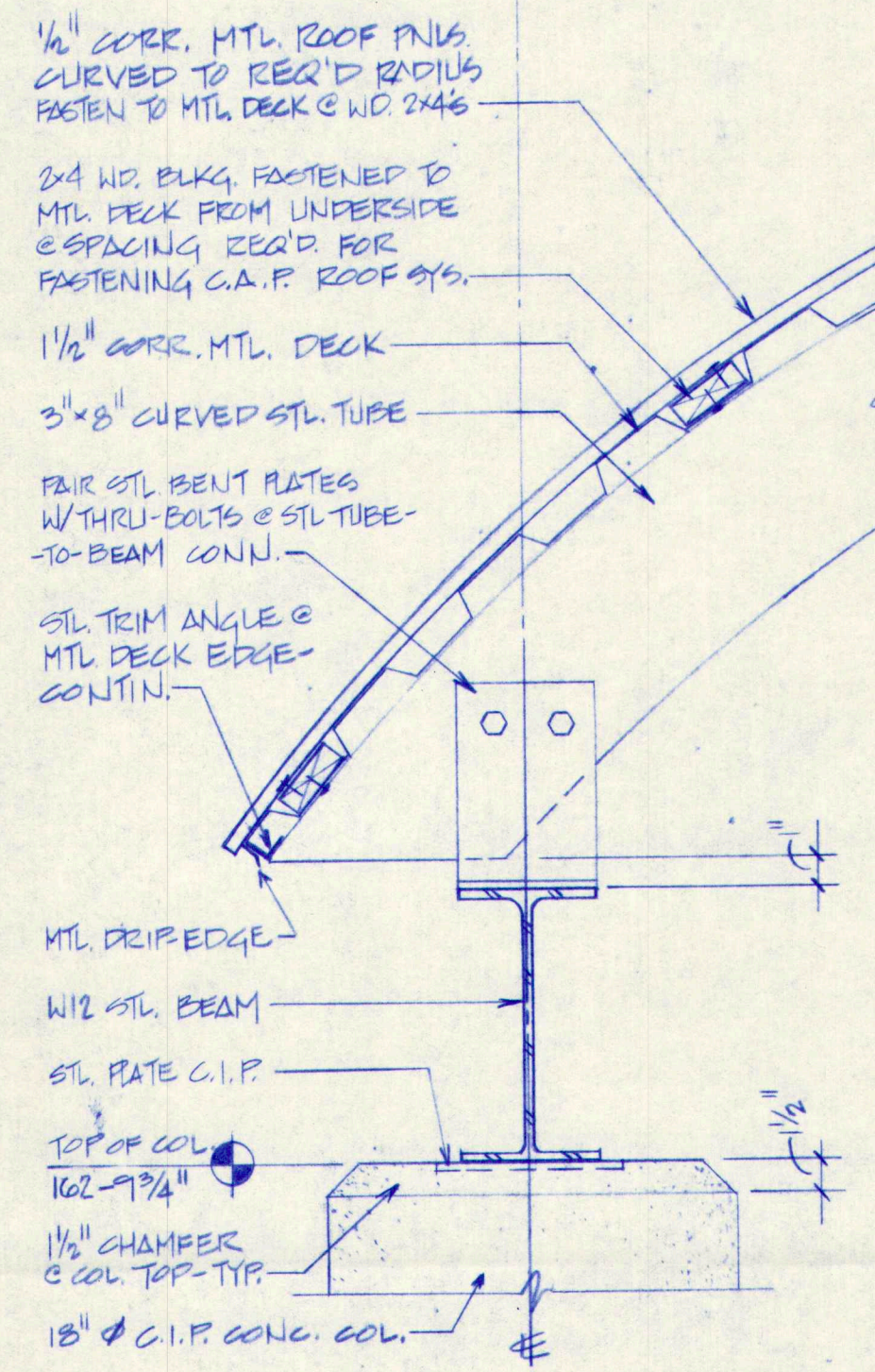


5 SECTION DETAIL & ENTRY CANOPY
A7.9 1/2" = 1'-0"

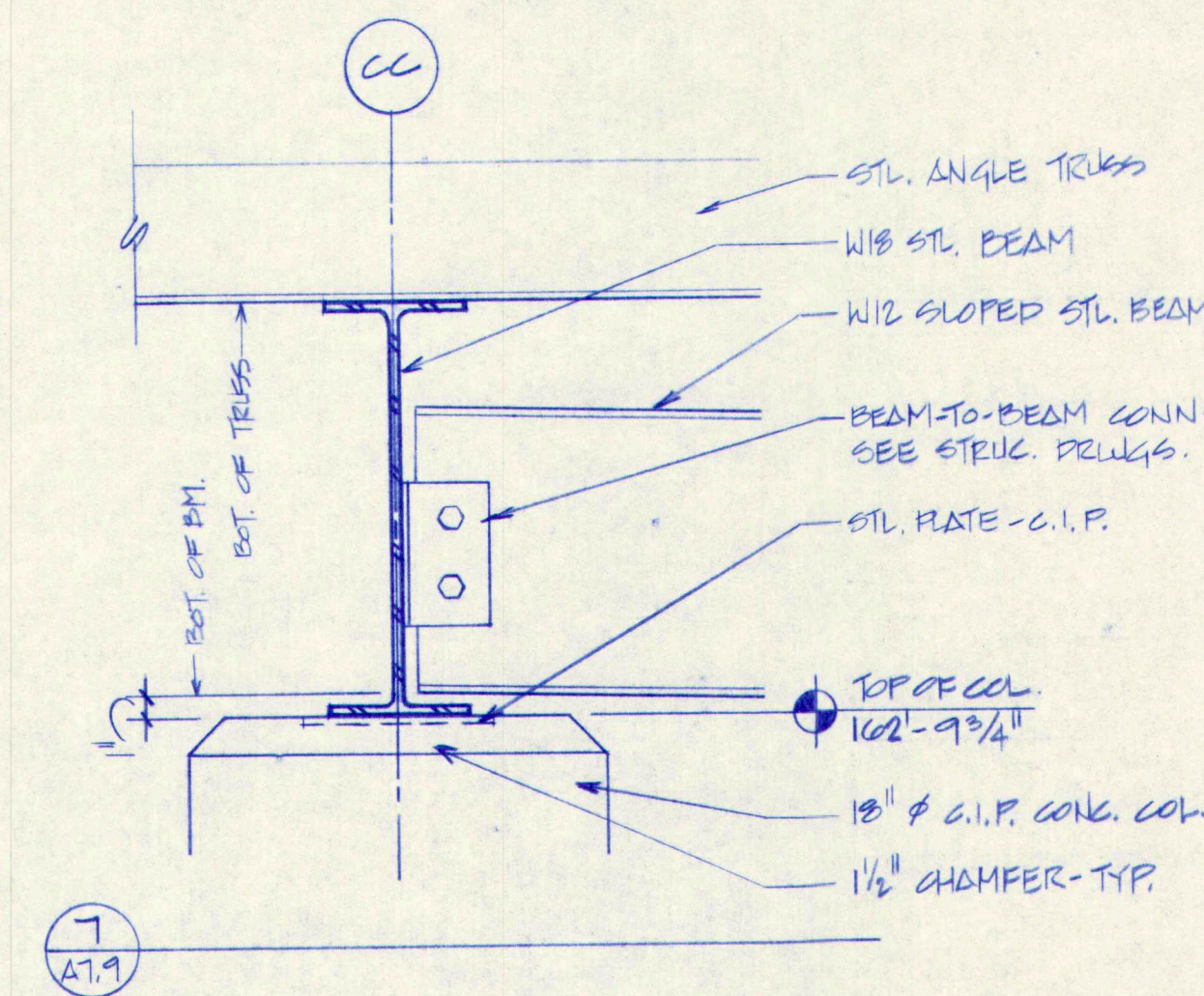
2 SECTION DETAIL & ENTRY CANOPY
A7.9 1/2" = 1'-0"



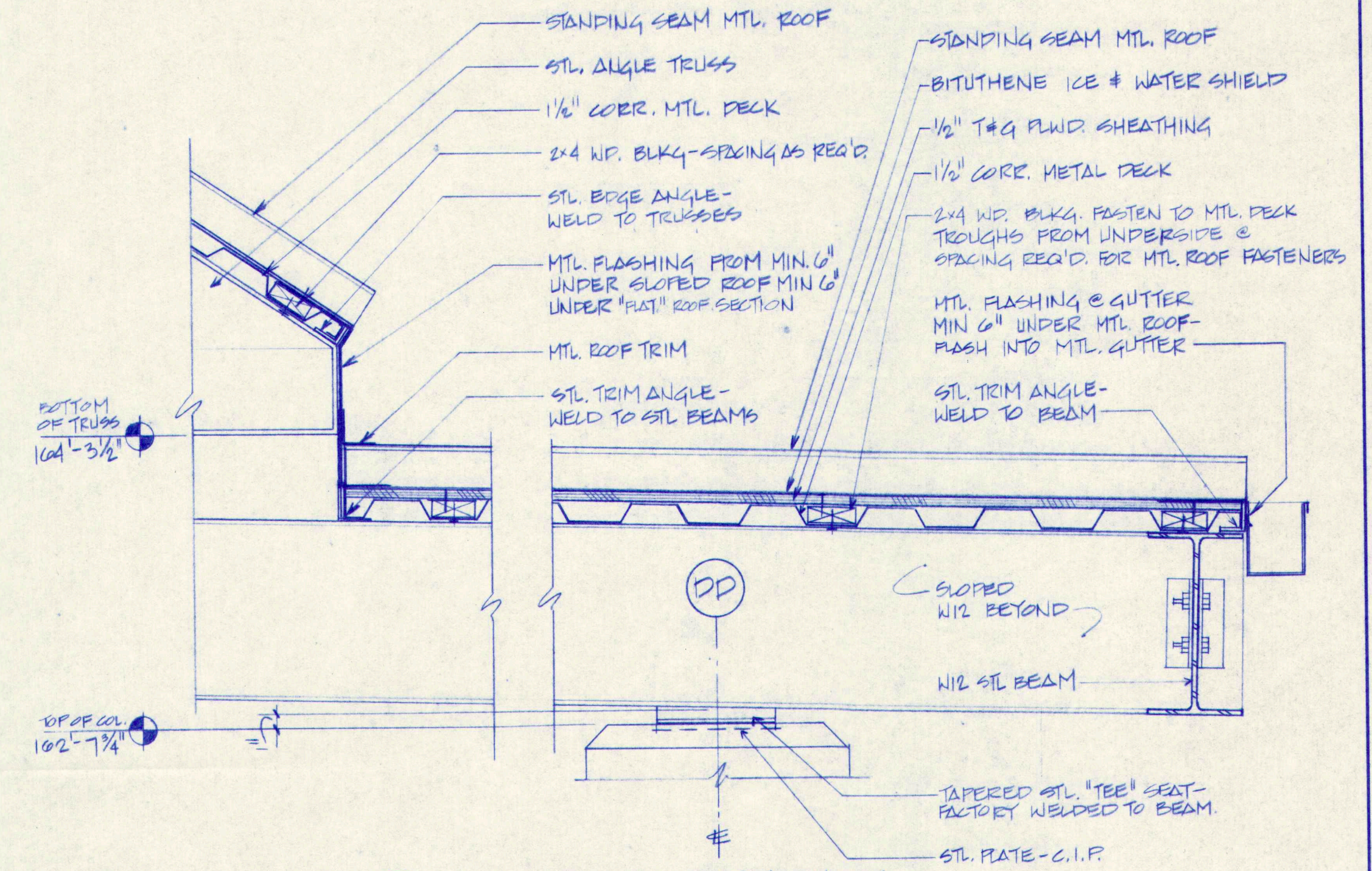
6 SECTION DETAIL &
A7.9 1/2" = 1'-0"



3 SECTION DETAIL & ENTRY CANOPY
A7.9 1/2" = 1'-0"



7
A7.9



4 SECTION DETAIL & ENTRY CANOPY
A7.9 1/2" = 1'-0"

M.S.A.D. 51 - Addition & Alterations to the
Mabel I. Wilson School
Cumberland Center, Maine



DATE: 24 May 1993
REVISIONS:

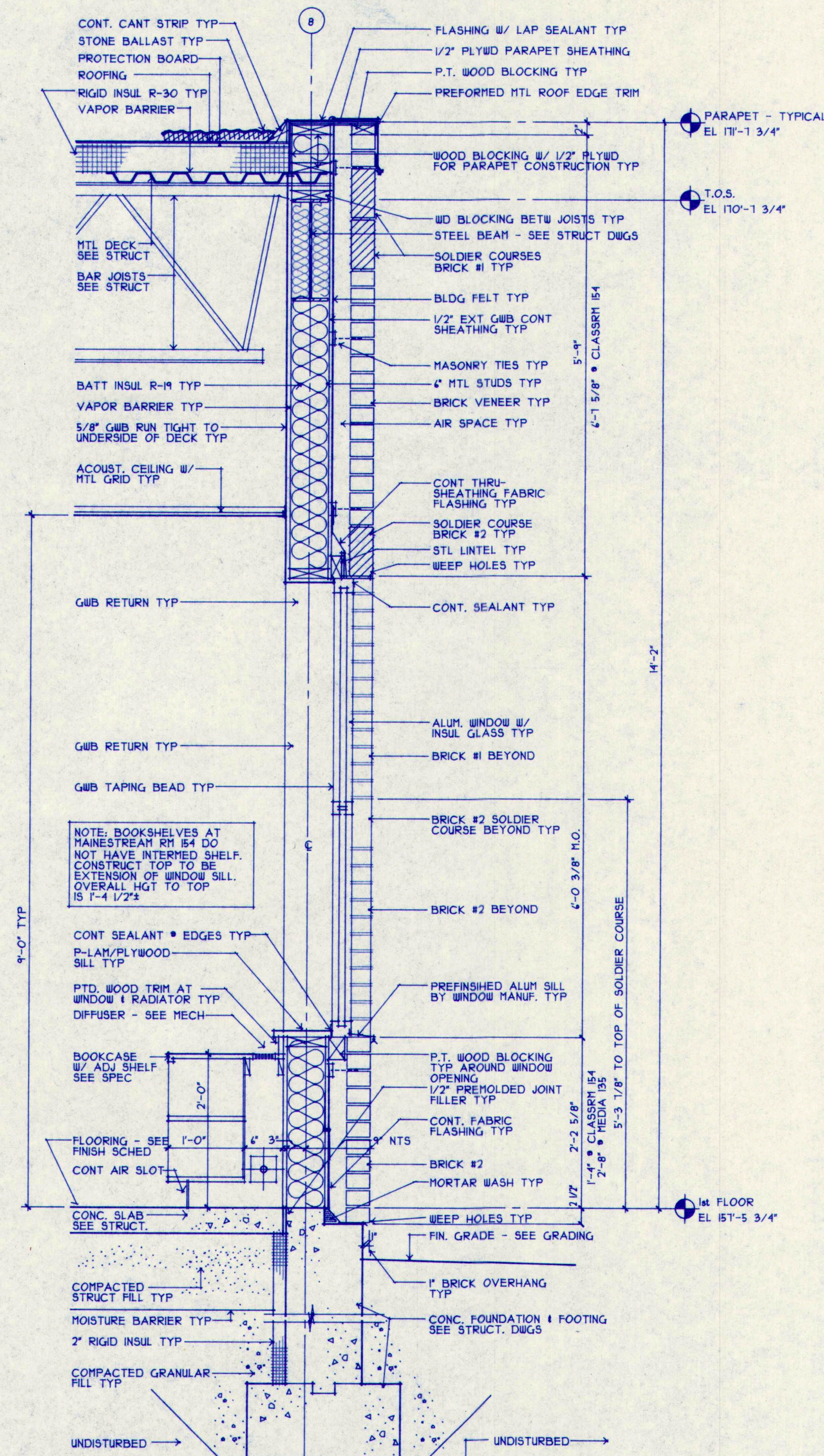
© 1993 Terrien Architects, Inc.

DRAWING NO.

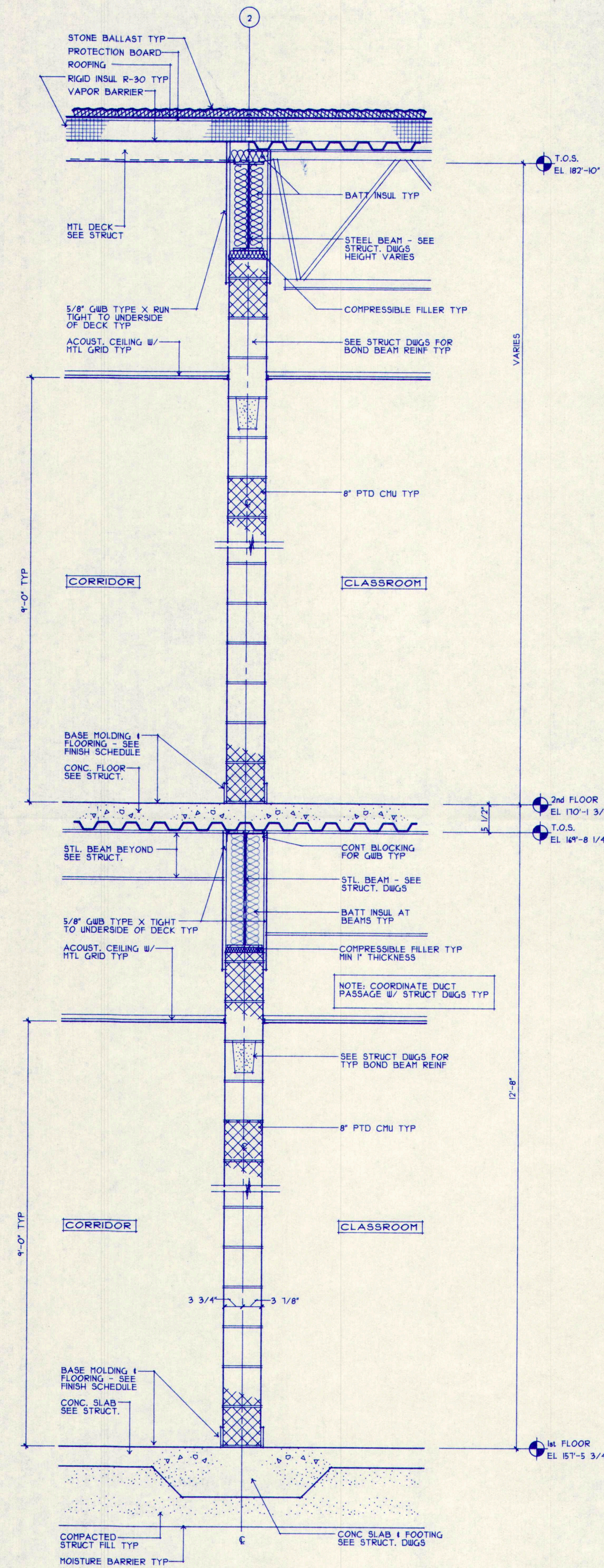
A7.9

2010DEM1DC3

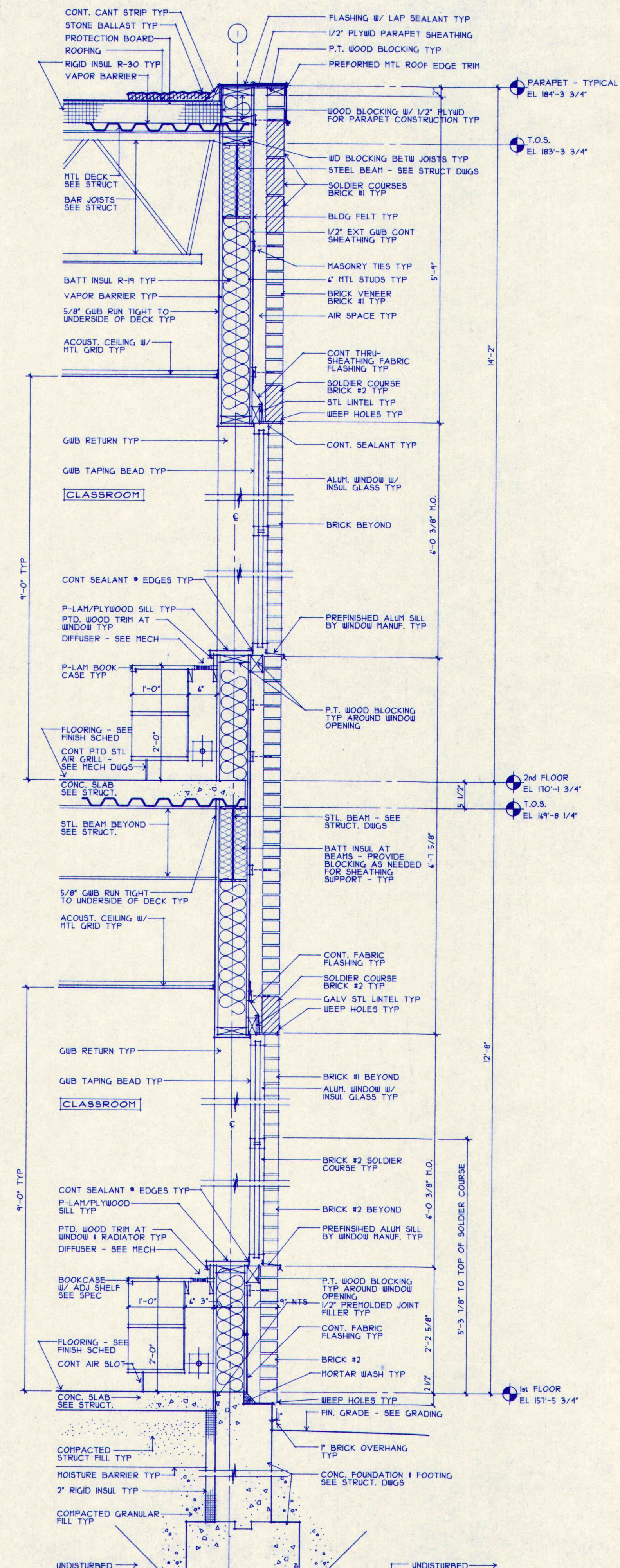
TERRIEN
ARCHITECTS
Terrien Architects, Inc.
4 Milk Street
Portland, Maine 04101
207 774-6016 Fax: 774-9128



1 WALL SECTION AT ONE-STORY BUILDING
SCALE: 3/4" = 1'-0"




2 TYPICAL WALL SECTION - CLASSRM CORRIDOR
SCALE: 3/4" = 1'-0"



3 TYPICAL WALL SECTION - EXTERIOR WALL
SCALE: 3/4" = 1'-0"

WALL SECTIONS

M.S.A.D. 51 - Addition & Alterations to the
Mabel I. Wilson School
Cumberland Center, Maine



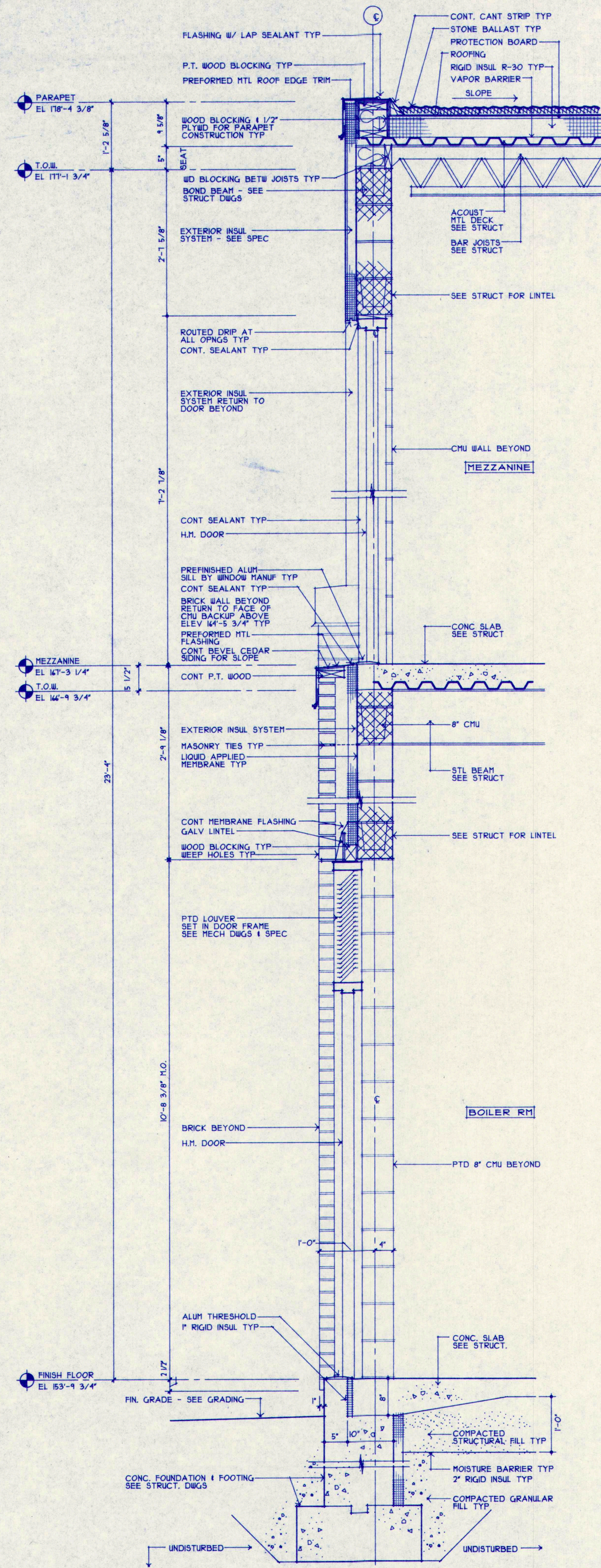
DATE: 28 MAY 1993
REVISIONS:

© 1993 Terrien Architects, Inc.

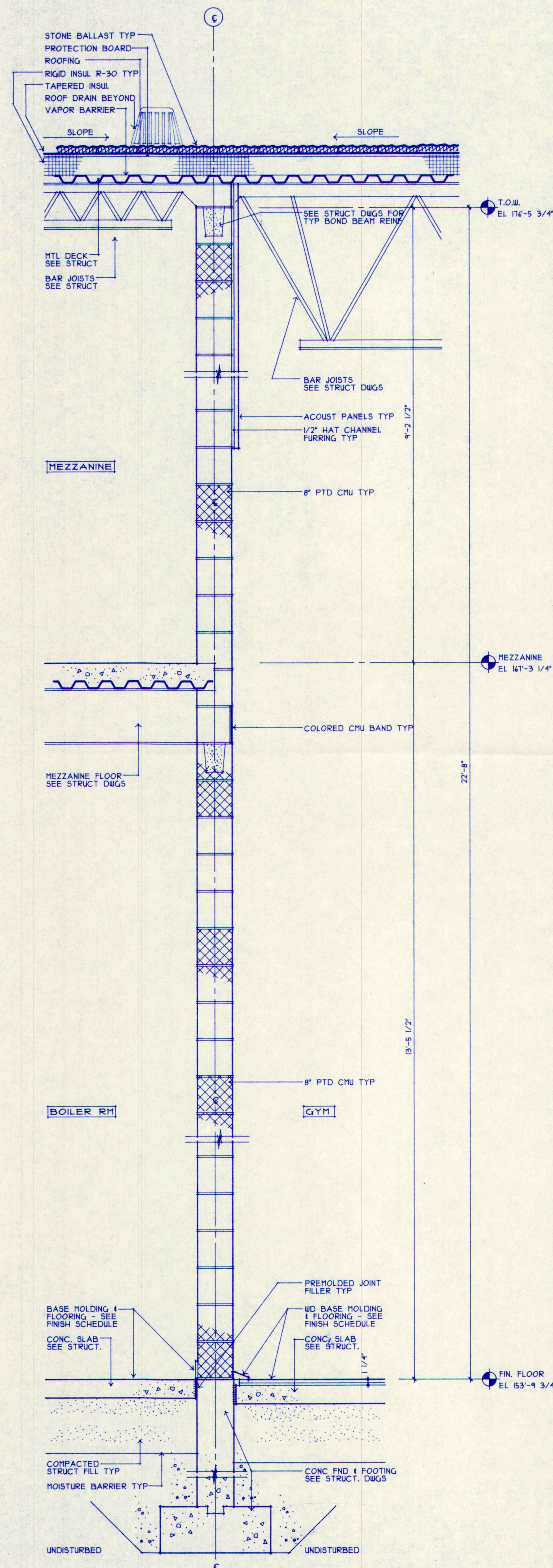
DRAWING NO.

A8.1

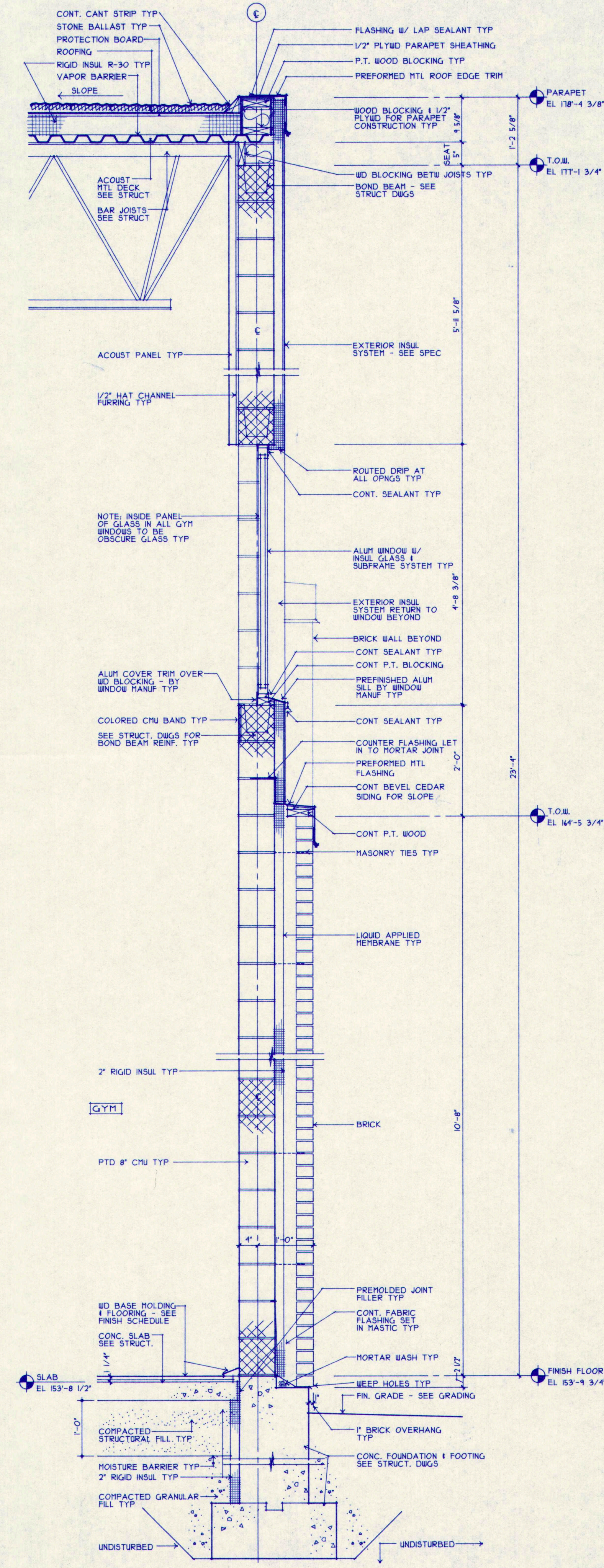
TERRIEN
ARCHITECTS
Terrien Architects, Inc.
4 Milk Street
Portland, Maine 04101
207 774-6016 Fax: 774-9128



1 WALL SECTION - BOILER ROOM/GYM
A8.2 SCALE: 3/4" = 1'-0"




2 WALL SECTION - GYM/BOILER ROOM
A8.2 SCALE: 3/4" = 1'-0"



3 TYPICAL WALL SECTION AT GYM
A8.2 SCALE: 3/4" = 1'-0"

WALL SECTIONS

M.S.A.D. 51 - Addition & Alterations to the
Mabel I. Wilson School
Cumberland Center, Maine



DATE: 28 MAY 1993
REVISIONS:

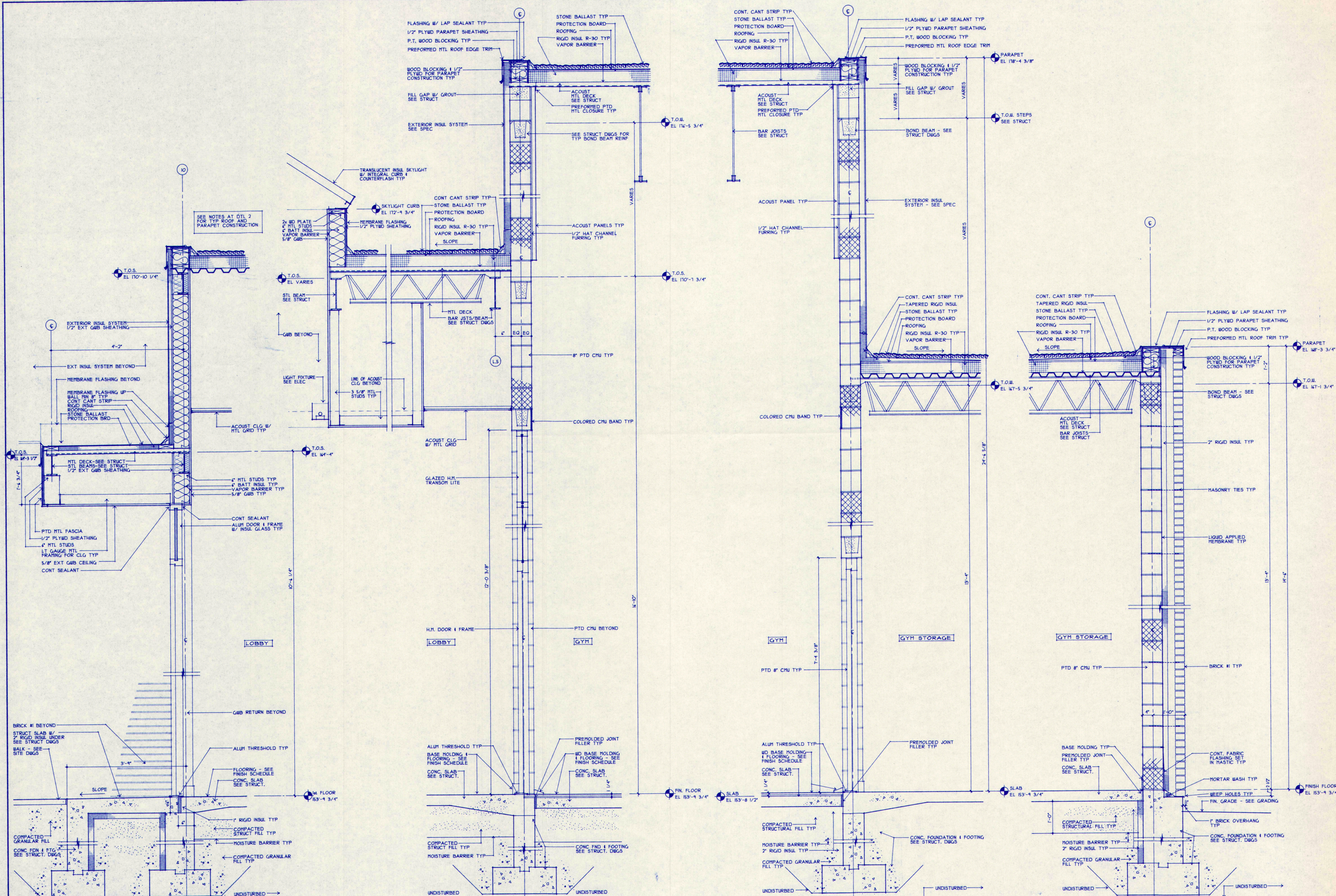
© 1993 Terrien Architects, Inc.

DRAWING NO.

A8.2

20100002.DOC3

TERRIEN
ARCHITECTS
Terrien Architects, Inc.
4 Milk Street
Portland, Maine 04101
207 774-6016 Fax: 774-9128



1 WALL SECTION - REAR OF LOBBY
A8.3 SCALE: 3/4" = 1'-0"

2 WALL SECTION - GYM/LOBBY
A8.3 SCALE: 3/4" = 1'-0"


3 WALL SECTION AT GYM/STORAGE
A8.3 SCALE: 3/4" = 1'-0"

4 WALL SECTION AT GYM/STORAGE
A8.3 SCALE: 3/4" = 1'-0"

WALL SECTIONS

TERRIEN
ARCHITECTS
Terrien Architects, Inc.
4 Milk Street
Portland, Maine 04101
207 774-9016 Fax: 774-9128

M.S.A.D. 51 - Addition & Alterations to the
Mabel I. Wilson School
Cumberland Center, Maine

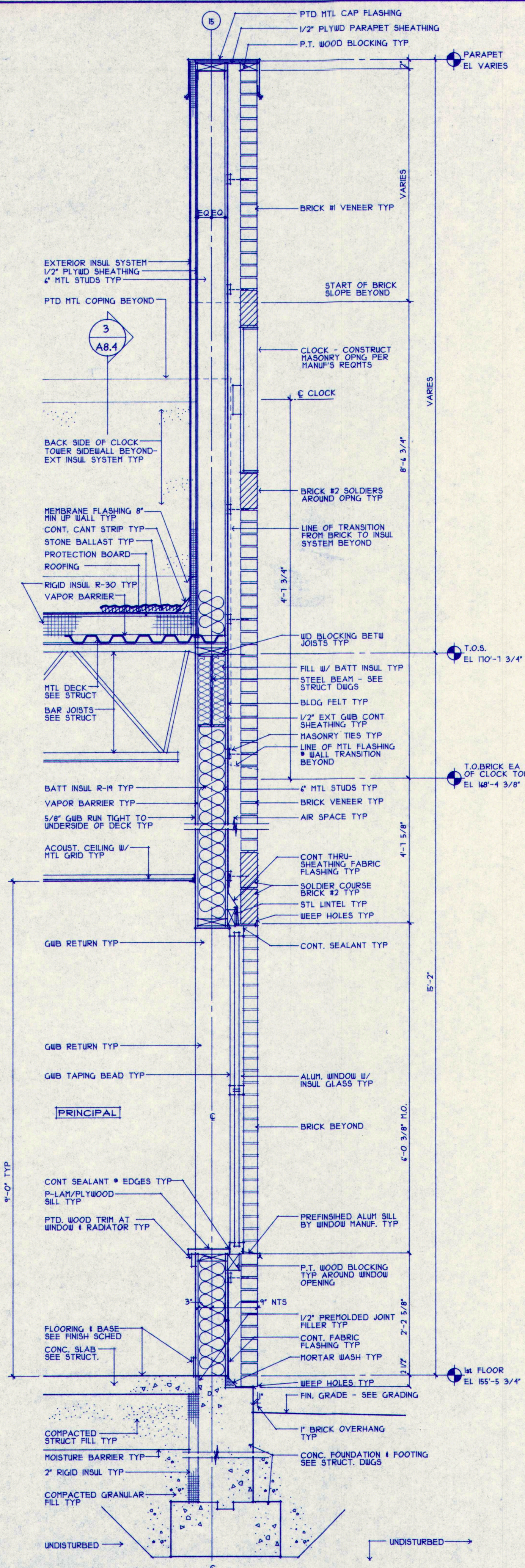


DATE: 28 MAY 1993
REVISIONS:

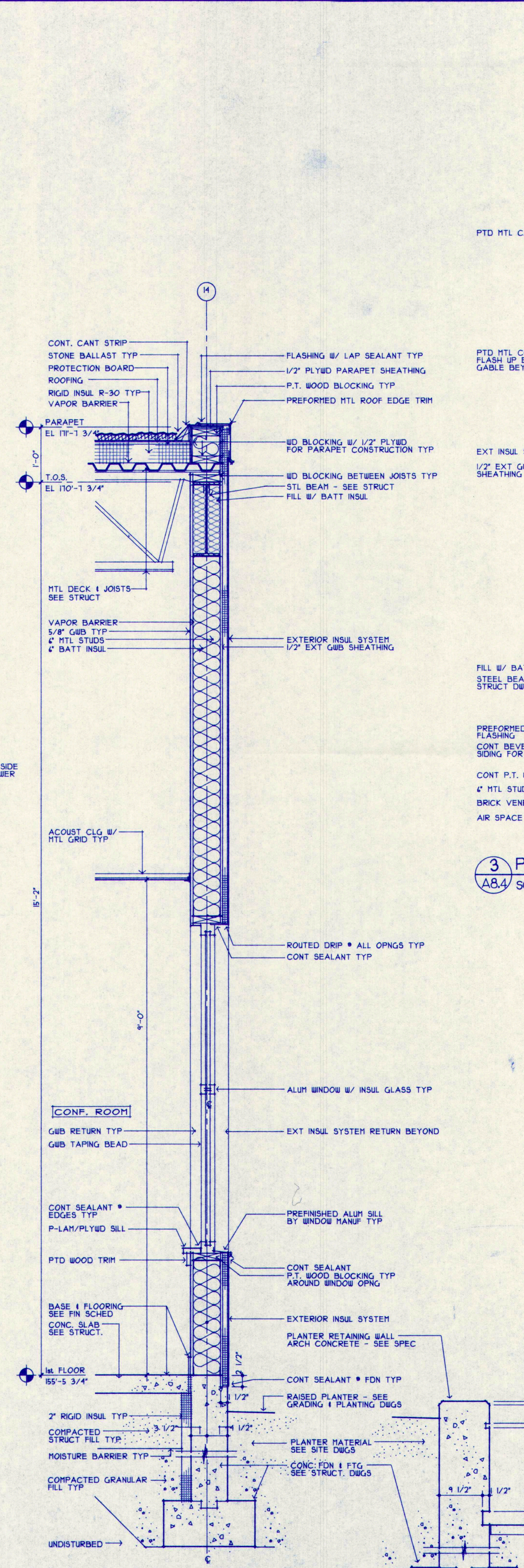
© 1993 Terrien Architects, Inc.

DRAWING NO.
A8.3

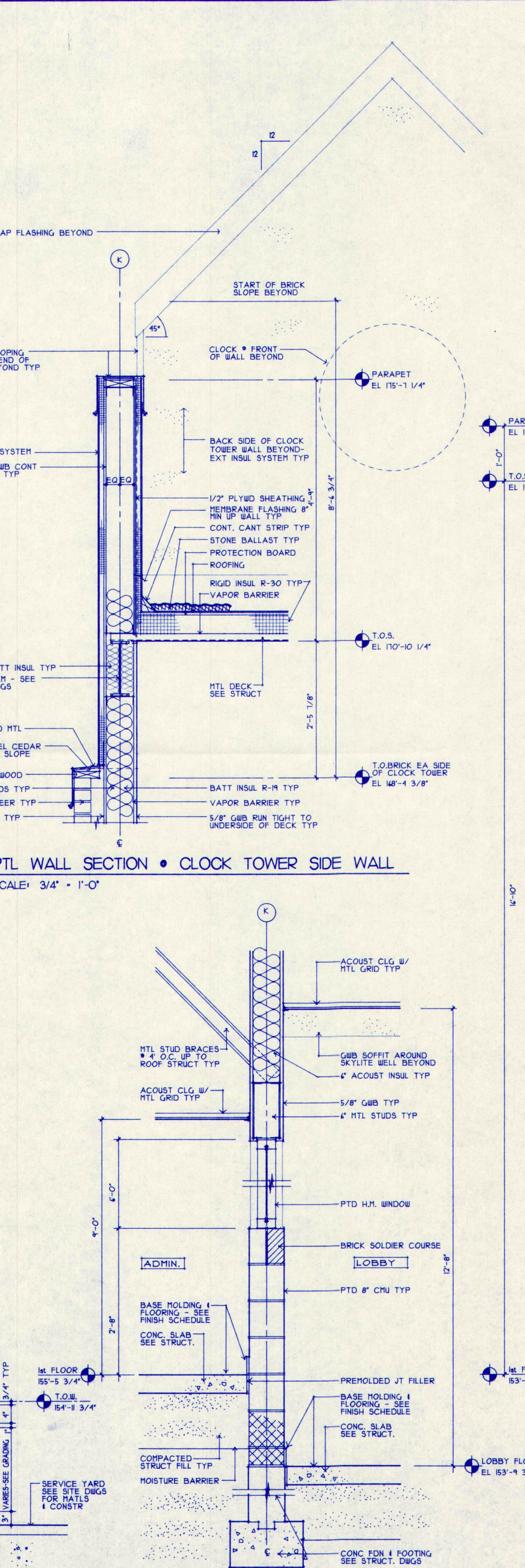
201003.DWG



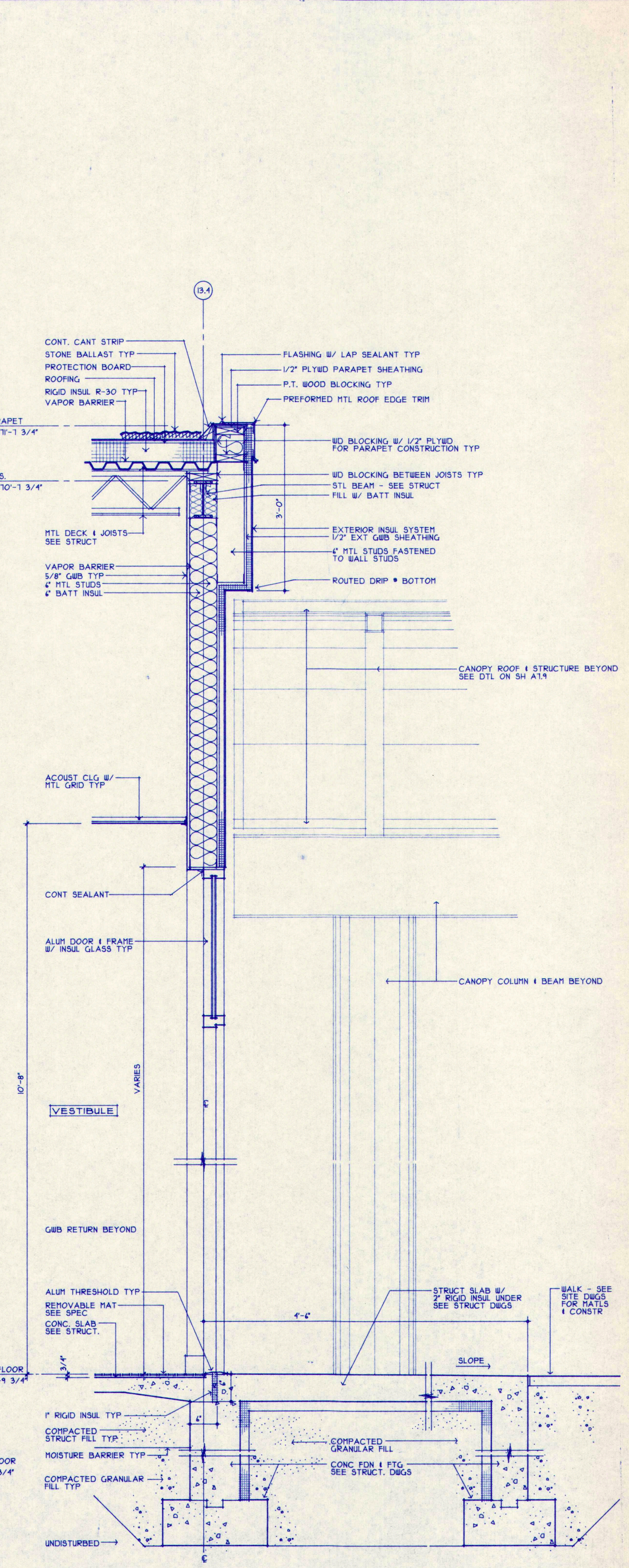
1 WALL SECTION AT PRINCIPAL'S OFFICE
A8.4 SCALE: 3/4" = 1'-0"



2 WALL SECTION - CONFERENCE ROOM & PLANTER RETAINING WALL
A8.4 SCALE: 3/4" = 1'-0"



4 PTL WALL SECTION - LOBBY/ADMINISTRATION
A8.4 SCALE: 3/4" = 1'-0"



5 WALL SECTION - ENTRANCE VESTIBULE
A8.4 SCALE: 3/4" = 1'-0"

WALL SECTIONS

TERRIEN ARCHITECTS

Terrien Architects, Inc.
4 Milk Street
Portland, Maine 04101
207 774-6016 Fax: 774-9128

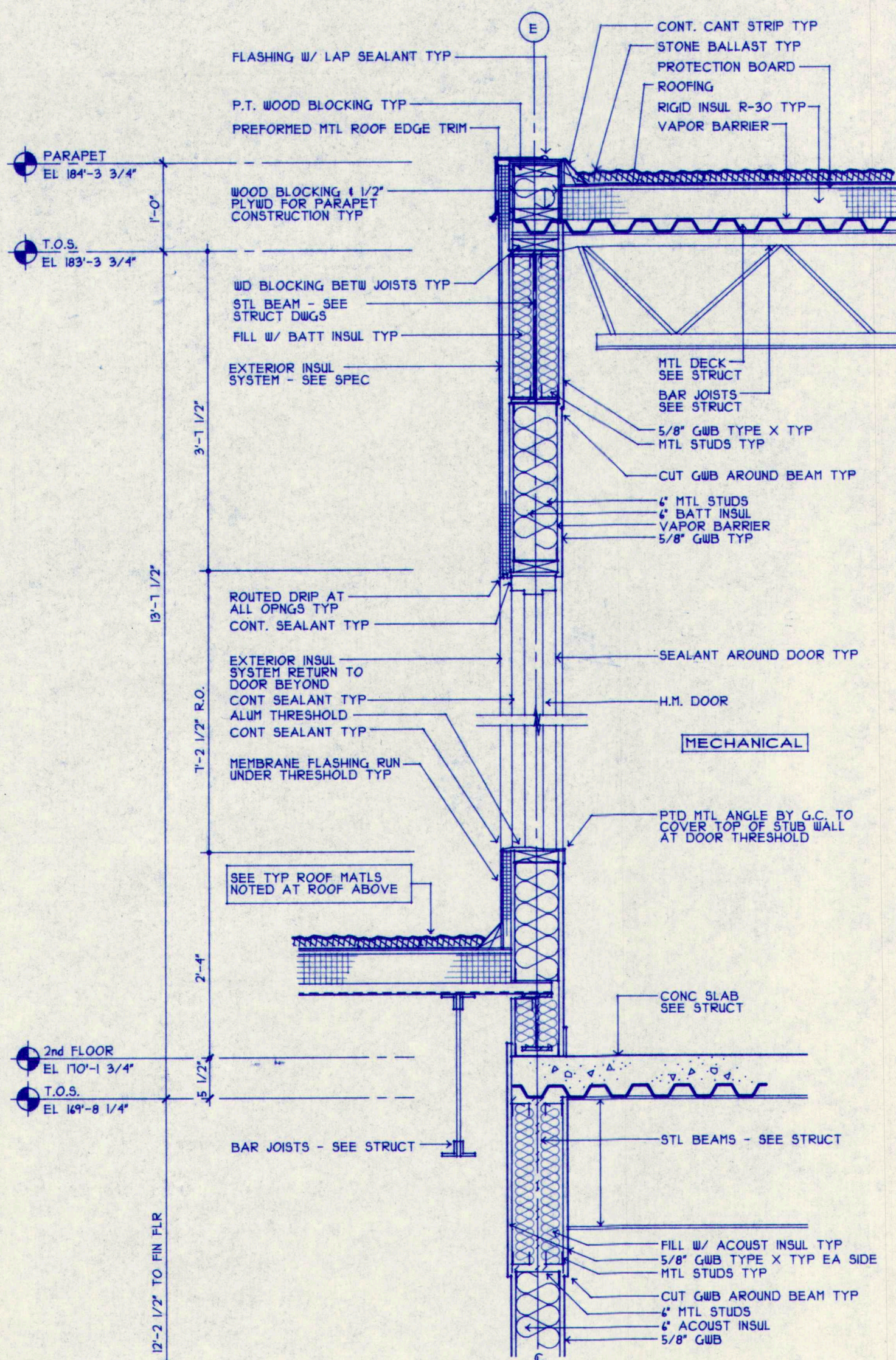
M.S.A.D. 51 - Addition & Alterations to the
Mabel I. Wilson School
Cumberland Center, Maine

REGISTERED ARCHITECT
ROBERT E. HOWE
No. 1241
STATE OF MAINE

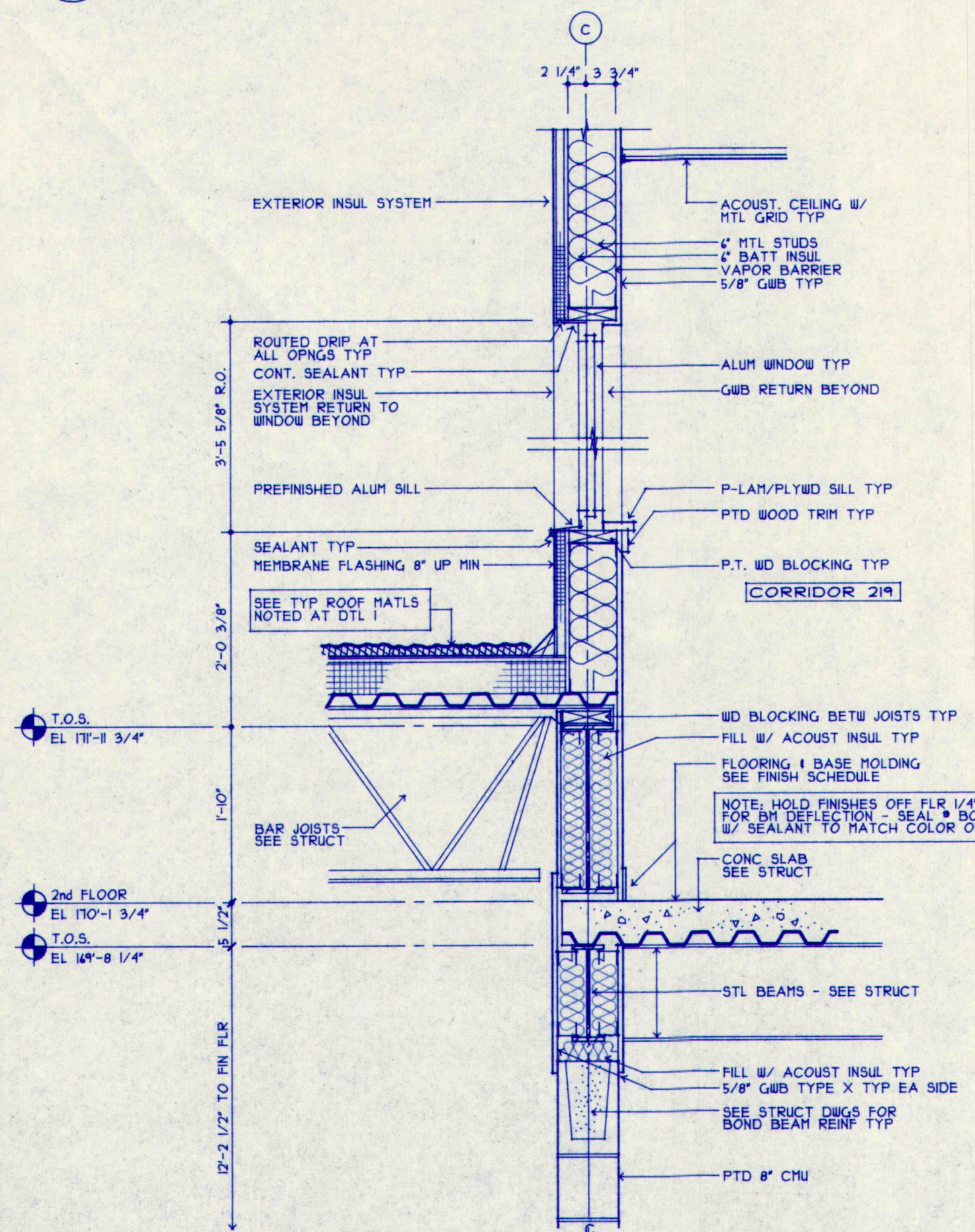
DATE: 28 MAY 1993
REVISIONS:

© 1993 Terrien Architects, Inc.

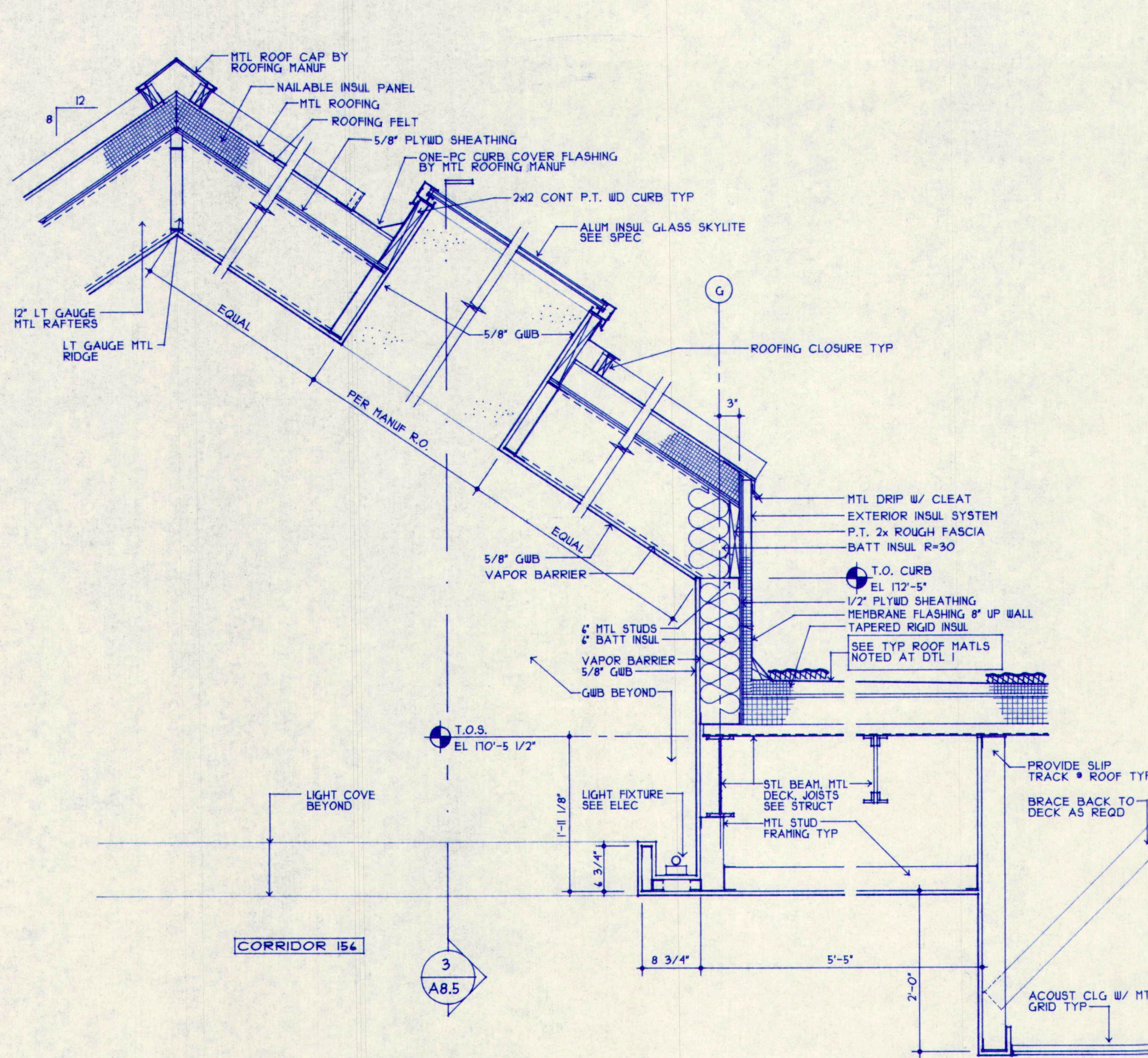
DRAWING NO.
A8.4



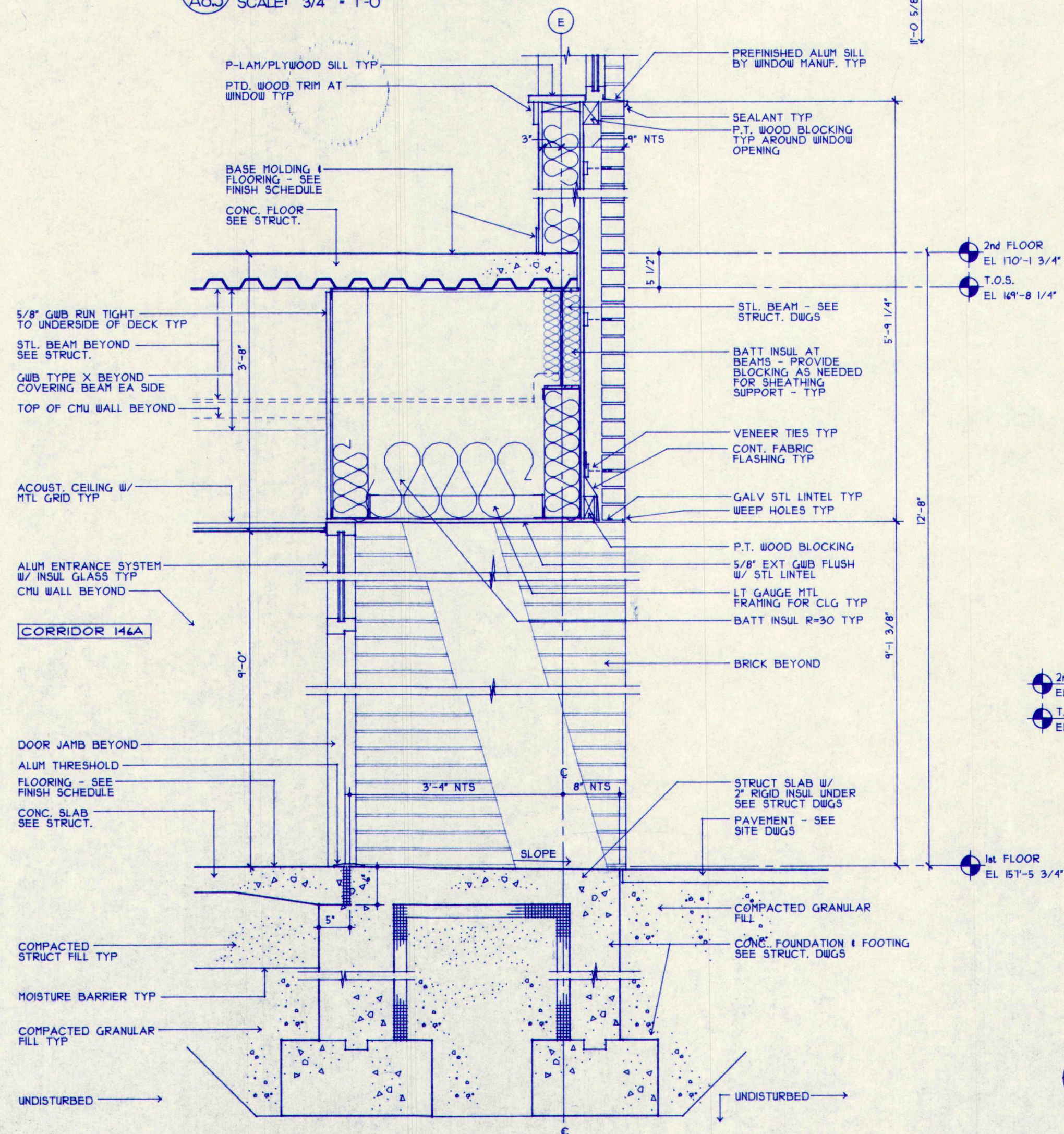
1 PTL SECTION AT 2nd FLR MECH ROOM
A85 SCALE: 3/4" = 1'-0"



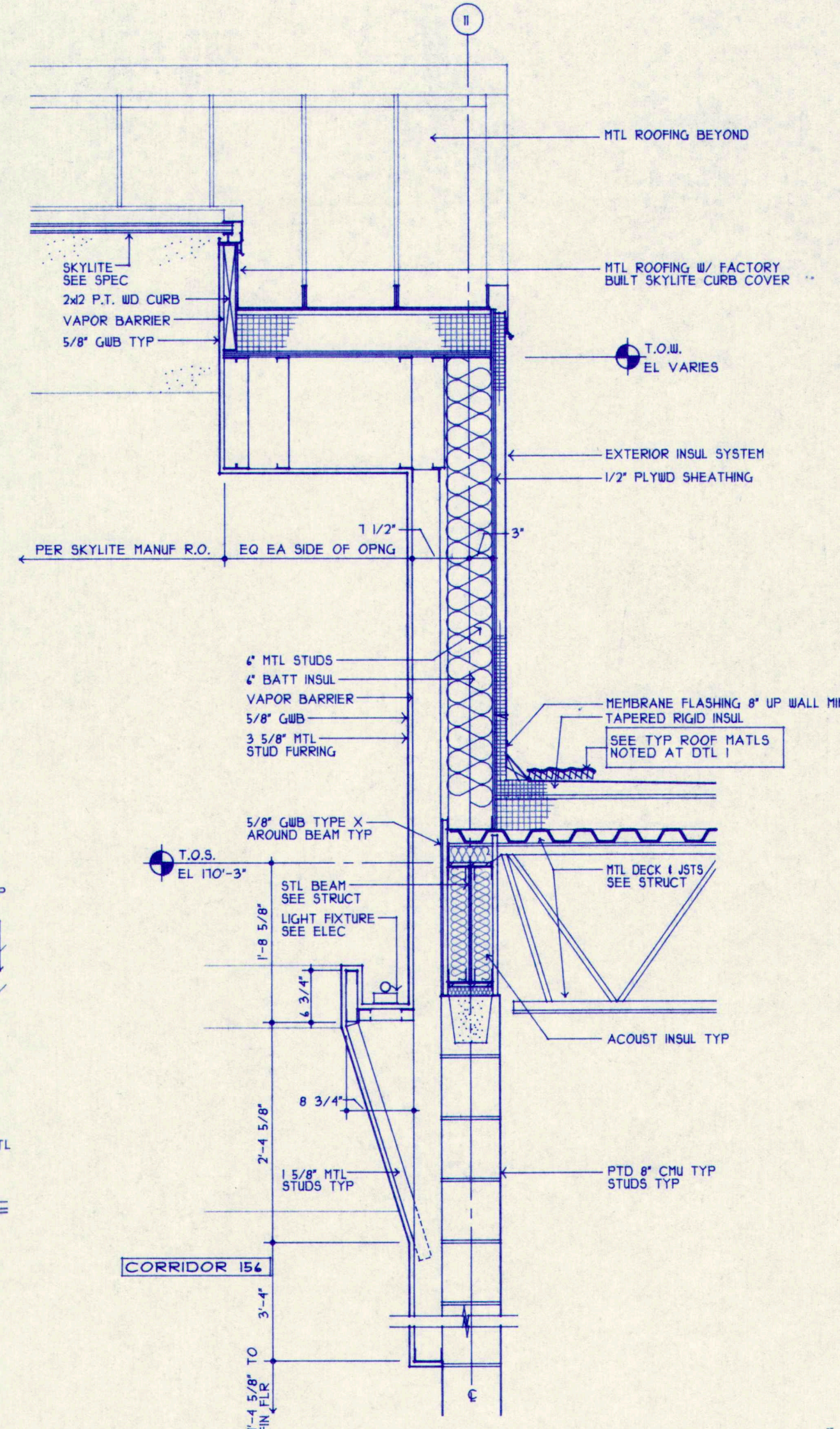
4 PTL SECTION AT 2nd FLR/LOW ROOF
A85 SCALE: 3/4" = 1'-0"



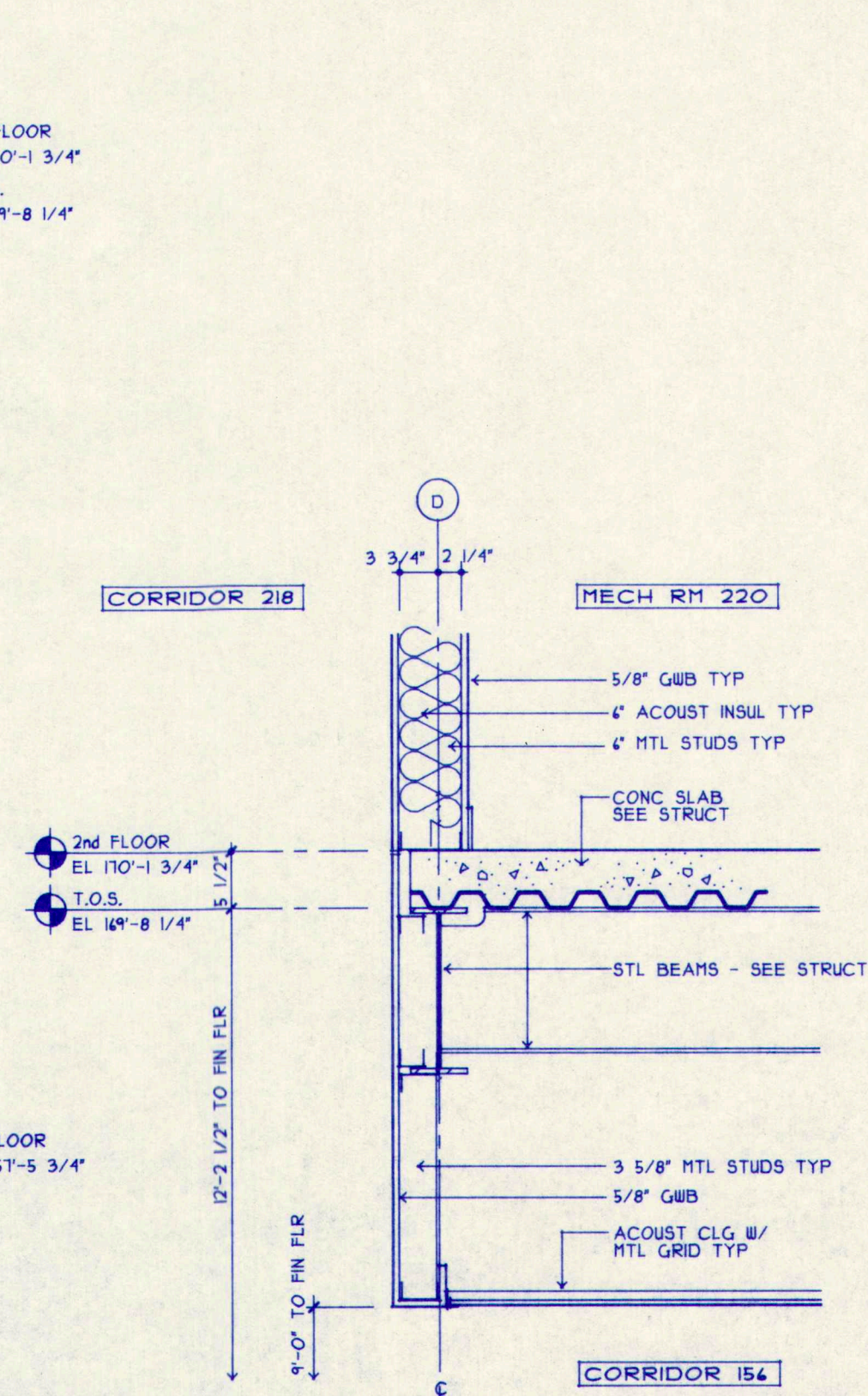
2 PTL SECTION THRU MONITOR ROOF
A85 SCALE: 3/4" = 1'-0"



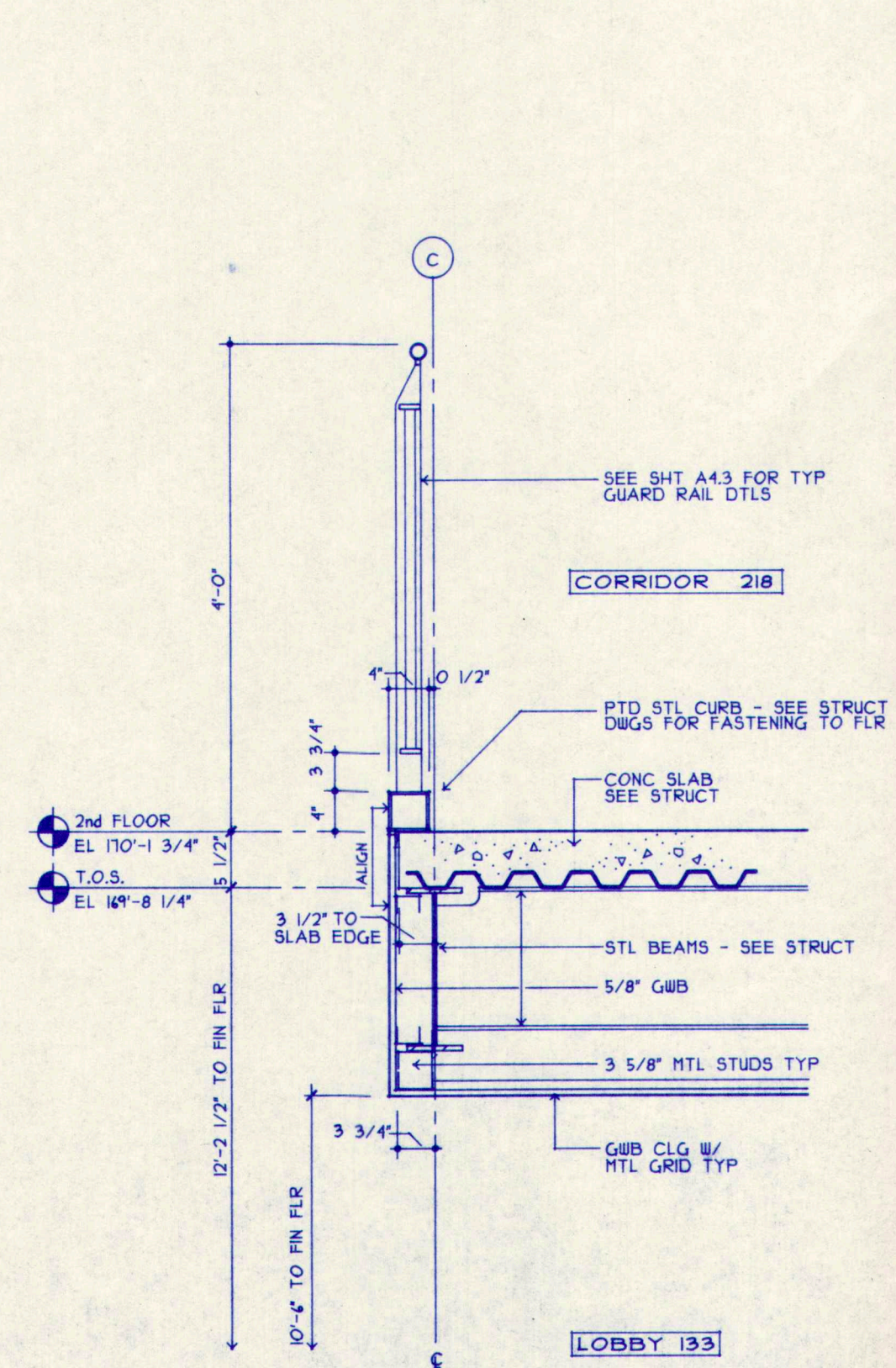
5 PTL SECTION THRU RECESSED ENTRY
A85 SCALE: 3/4" = 1'-0"



3 PTL SECTION THRU MONITOR SIDE WALL
A85 SCALE: 3/4" = 1'-0"



6 PTL SECTION AT MECH RM/CORRIDOR 218
A85 SCALE: 3/4" = 1'-0"



7 PTL SECTION AT FLR EDGE CORRIDOR 218
A85 SCALE: 3/4" = 1'-0"

WALL SECTIONS

M.S.A.D. 51 - Addition & Alterations to the
Mabel I. Wilson School
Cumberland Center, Maine

TERRIEN
ARCHITECTS
Terrien Architects, Inc.
4 Milk Street
Portland, Maine 04101
207 774-6016 Fax: 774-9138

REGISTERED ARCHITECT
ROBERT E. HOWE
No. 1241
STATE OF MAINE


DATE: 28 MAY 1993
REVISIONS:

© 1993 Terrien Architects, Inc.

DRAWING NO.
A8.5

201000W5.D03

M.S.A.D. 51 - Addition & Alterations to the **Mabel I. Wilson School** Cumberland Center, Maine



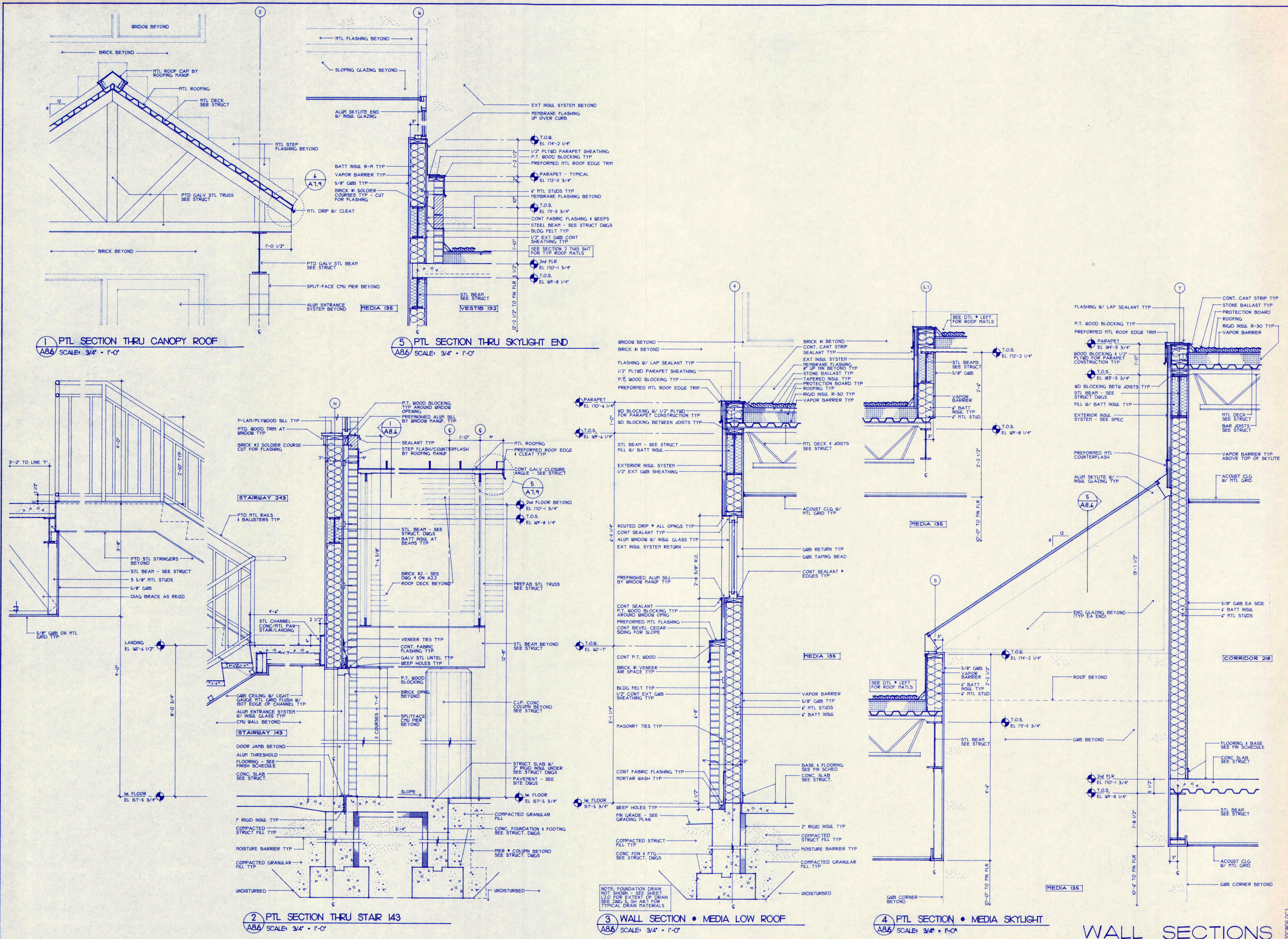
DATE: 28 MAY 1993
 REVISIONS:

© 1993 Terrien Architects, Inc.

DRAWING NO.

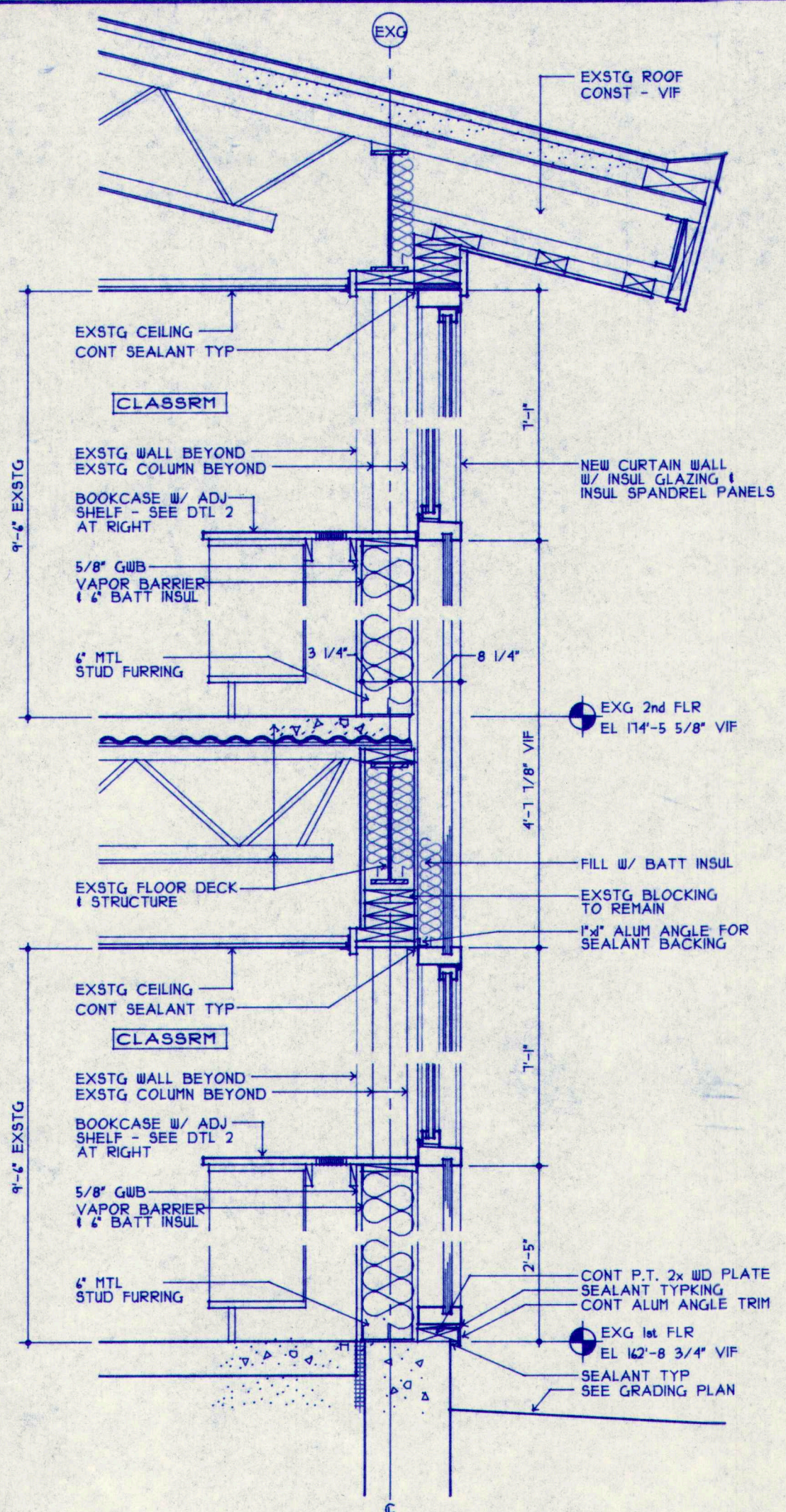
A8.6

TERRIEN
 ARCHITECTS
 Terrien Architects, Inc.
 4 Milk Street
 Portland, Maine 04101
 207 774-6016 Fax: 774-9128

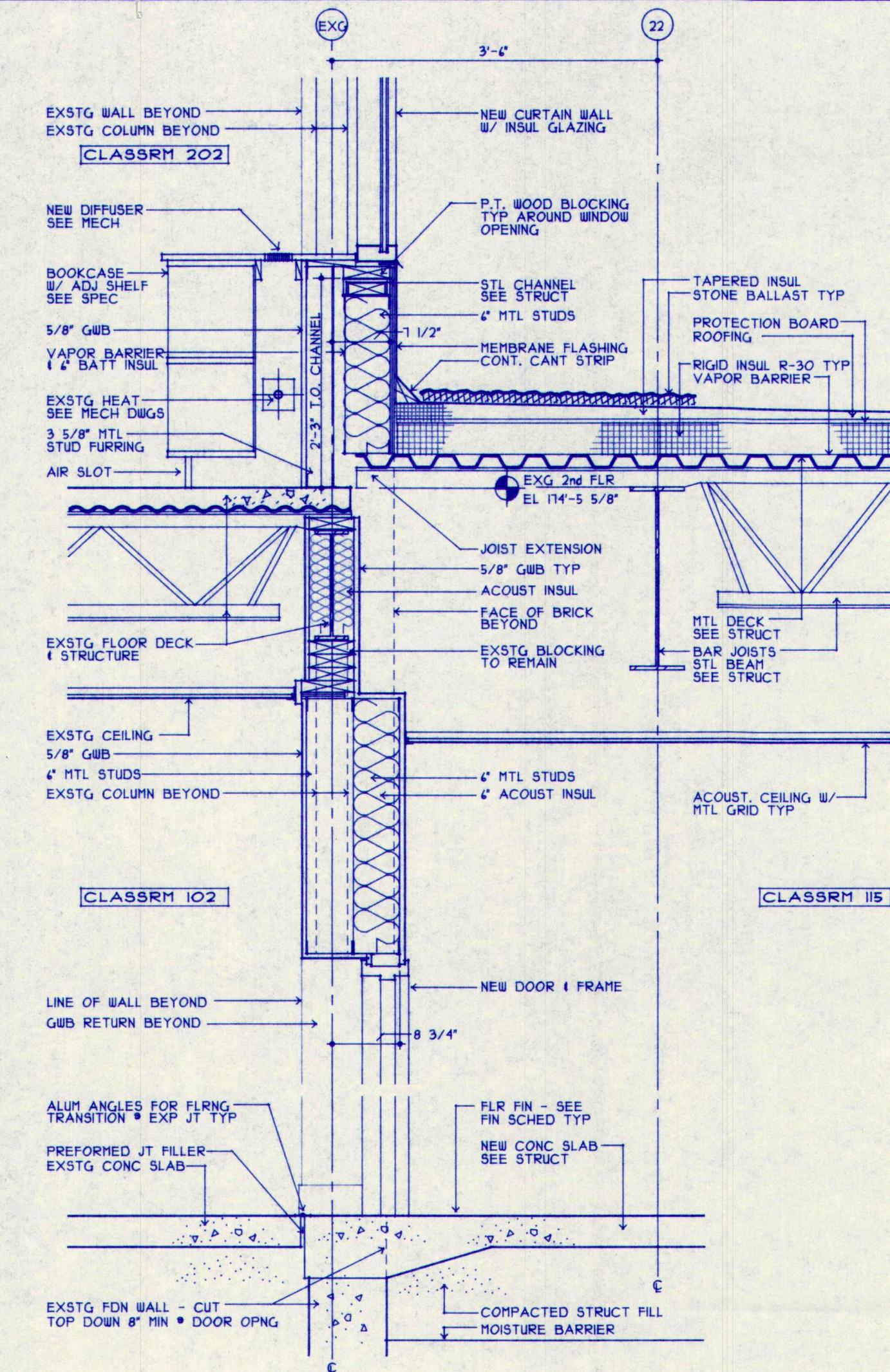


WALL SECTIONS

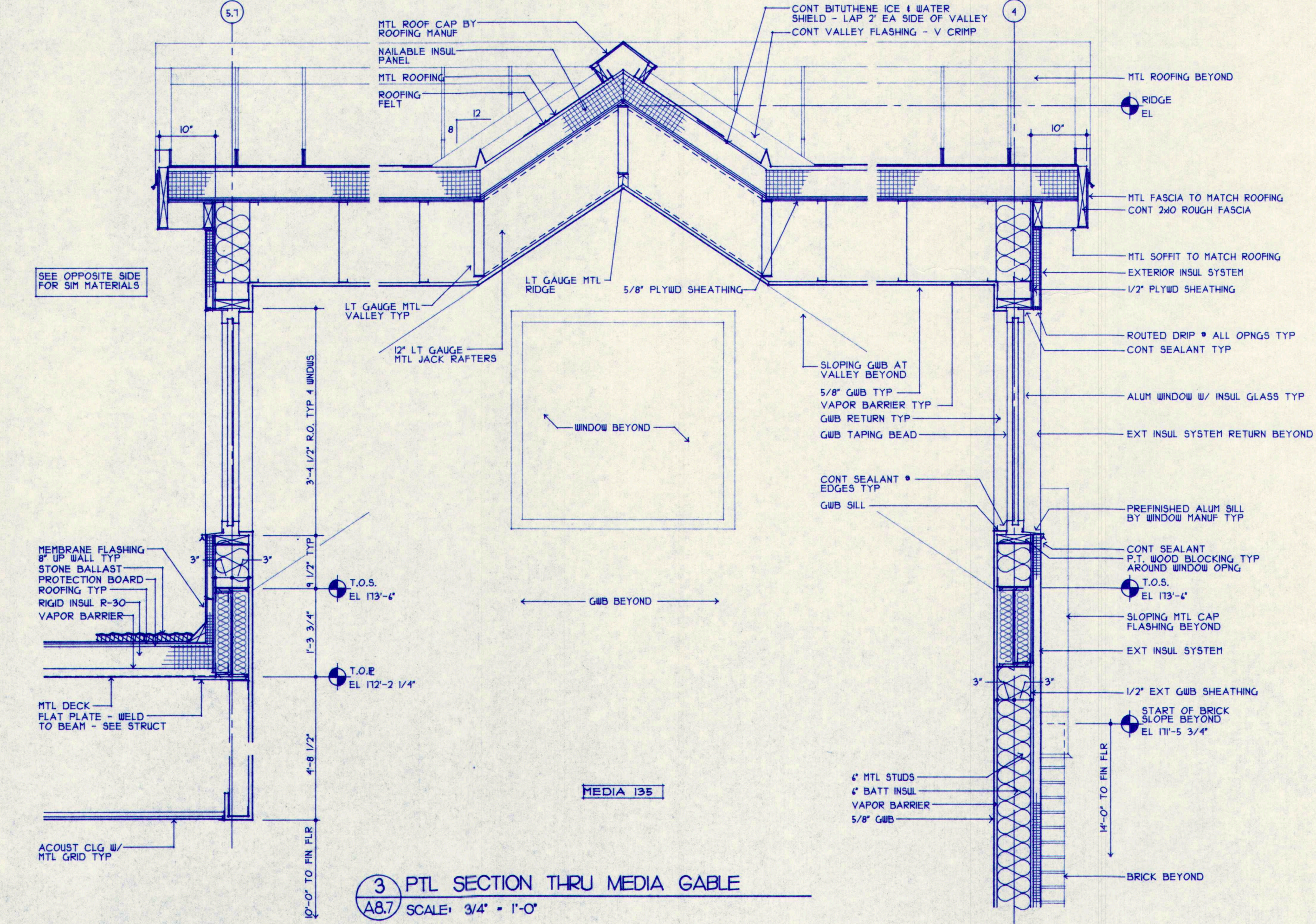
2010C006.DC3



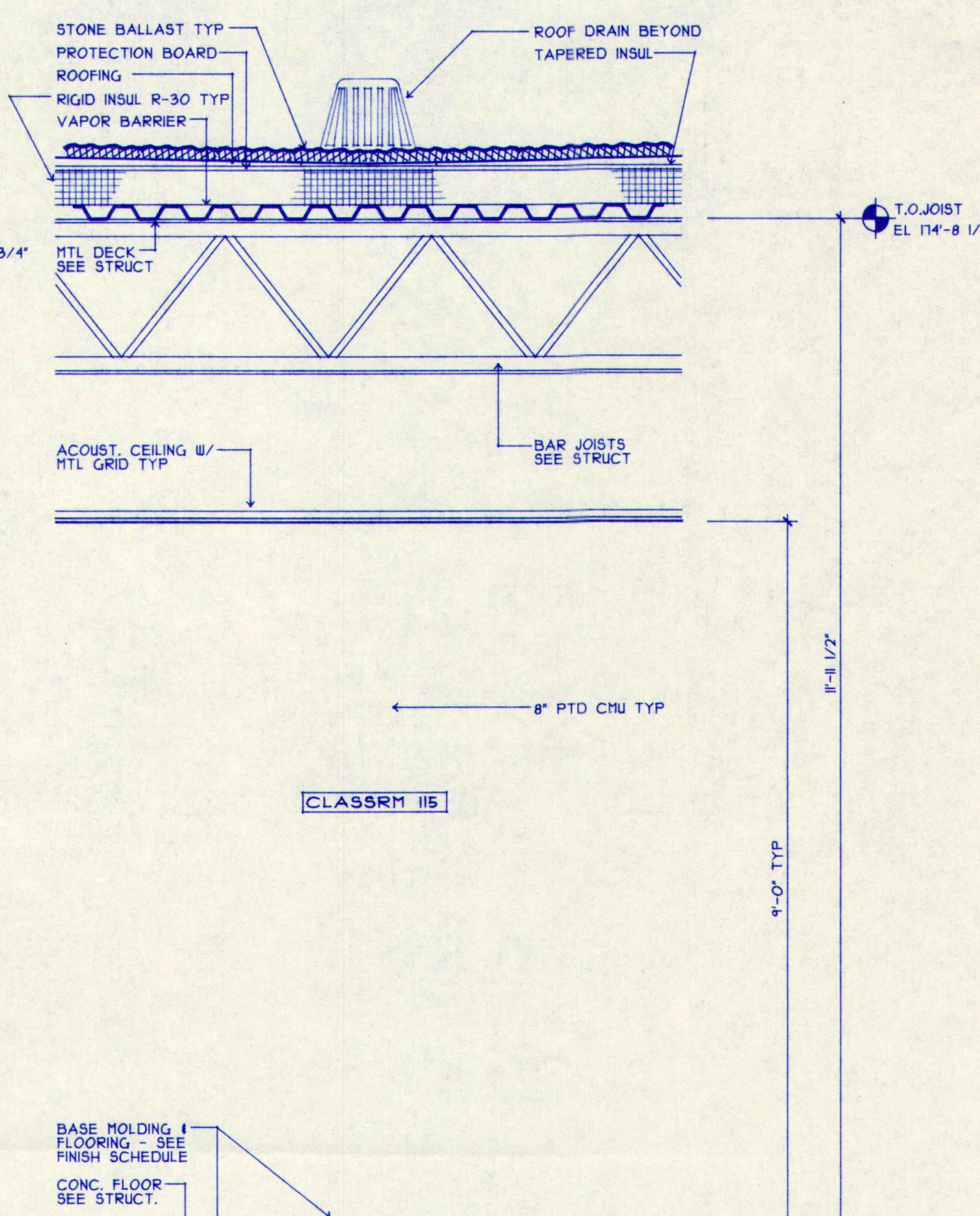
1 PTL SECTION THRU NEW CURTAIN WALL
A8.7 SCALE: 3/4" = 1'-0"



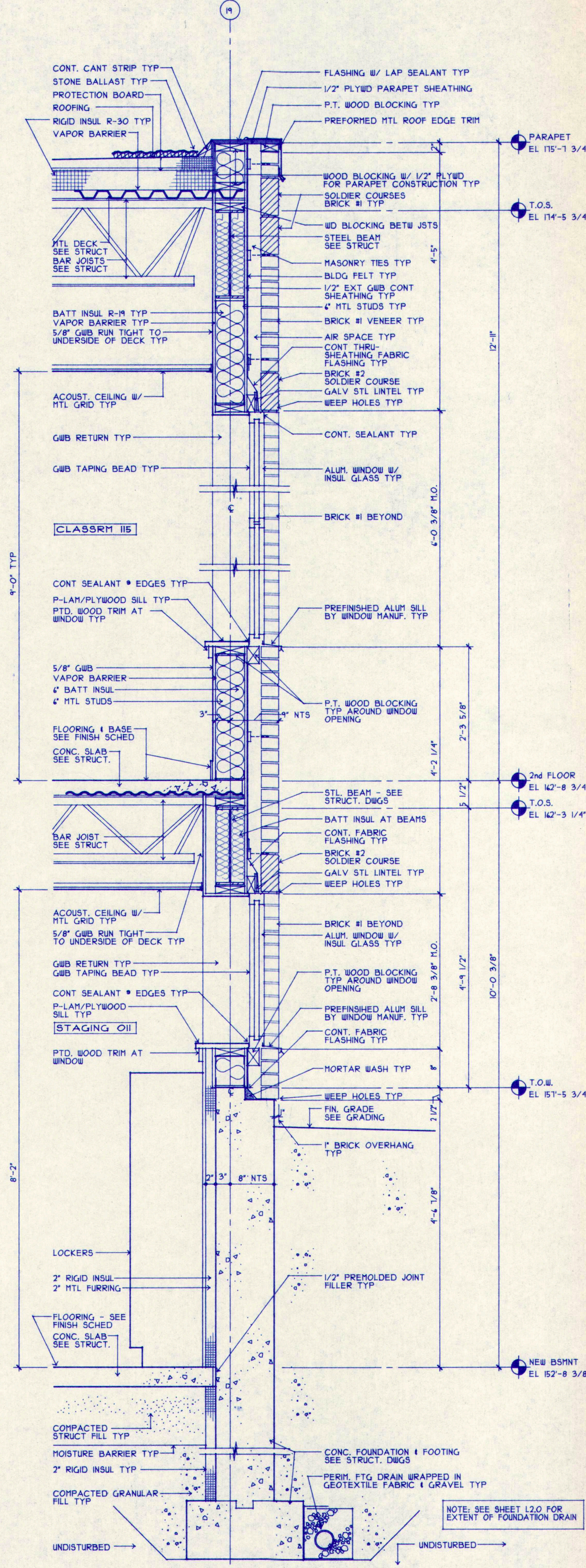
2 PTL SECTION THRU EXISTG BLDG
A8.7 SCALE: 3/4" = 1'-0"



3 PTL SECTION THRU MEDIA GABLE
A8.7 SCALE: 3/4" = 1'-0"




4 SECTION - RETAINING WALL STAFF 09
A8.7 SCALE: 3/4" = 1'-0"



5 WALL SECTION - CLASSROOM 115
A8.7 SCALE: 3/4" = 1'-0"

WALL SECTIONS

M.S.A.D. 51 - Addition & Alterations to the
Mabel I. Wilson School
Cumberland Center, Maine



DATE: 28 MAY 1993
REVISIONS:

© 1993 Terrien Architects, Inc.

DRAWING NO.

A8.7

20100701.DWG

TERRIEN
ARCHITECTS
Terrien Architects, Inc.
4 Milk Street
Portland, Maine 04101
207 774-6016 Fax: 774-9128