

Fall 10-9-2018

Second Quarter 2018 Compliance Report

Maine Workers' Compensation Board

Follow this and additional works at: https://digitalmaine.com/wcb_docs

Recommended Citation

Maine Workers' Compensation Board, "Second Quarter 2018 Compliance Report" (2018). *Workers' Compensation Board Documents*. 93.
https://digitalmaine.com/wcb_docs/93

This Text is brought to you for free and open access by the State Documents at Digital Maine. It has been accepted for inclusion in Workers' Compensation Board Documents by an authorized administrator of Digital Maine. For more information, please contact statedocs@maine.gov.



QUARTERLY COMPLIANCE REPORT

STATE OF MAINE
WORKERS' COMPENSATION BOARD

Second Quarter 2018
April 1, 2018 - June 30, 2018

Office of Monitoring, Audit &
Enforcement

Paul H. Sighinolfi, Esq.
Executive Director/Chair

27 State House Station
Augusta, Maine 04333-0027
207.287.3751

**State of Maine
Workers' Compensation Board
Quarterly Compliance Report
Second Quarter**

Table of Contents

1.	Executive Summary	Pages 1-2
2.	Lost Time First Report of Injury Filings	Page 3
3.	Initial Indemnity Payments	Page 4
4.	Initial Memorandum of Payment Filings	Page 5
5.	Initial Indemnity Notice of Controversy Filings	Page 6
6.	Wage Information	Page 7

Table of Charts

1.	Lost Time First Report of Injury Filings Timeliness Distribution	Page 3
2.	Lost Time First Report of Injury Filings Quarterly Compliance	Page 3
3.	Lost Time First Report of Injury Filings Compliance Trend	Page 3
4.	Initial Indemnity Payments Timeliness Distribution	Page 4
5.	Initial Indemnity Payments Quarterly Compliance	Page 4
6.	Initial Indemnity Payments Compliance Trend	Page 4
7.	Initial Memorandum of Payment Filings Timeliness Distribution	Page 5
8.	Initial Memorandum of Payment Filings Quarterly Compliance	Page 5
9.	Initial Memorandum of Payment Filings Compliance Trend	Page 5
10.	Initial Indemnity Notice of Controversy Filings Timeliness Distribution	Page 6
11.	Initial Indemnity Notice of Controversy Filings Quarterly Compliance	Page 6
12.	Initial Indemnity Notice of Controversy Filings Compliance Trend	Page 6
13.	Wage Statement Timeliness Distribution	Page 7
14.	Fringe Benefits Worksheet(s) Timeliness Distribution	Page 7

Appendices

A.	Insurance Group Compliance	Pages A1-A12
	Lost Time FROI Filings and Initial Indemnity Payments	
B.	Insurance Group Compliance	Pages B1-B12
	Initial MOP and Initial Indemnity NOC Filings	

Executive Summary

On October 9, 2018, the Maine Workers' Compensation Board of Directors approved the 2018 Second Quarter (April 1, 2018 – June 30, 2018) Compliance Report. This report represents the efforts of the Office of Monitoring, Audit and Enforcement and insurers, self-insurers, and third-party administrators (collectively "insurers").

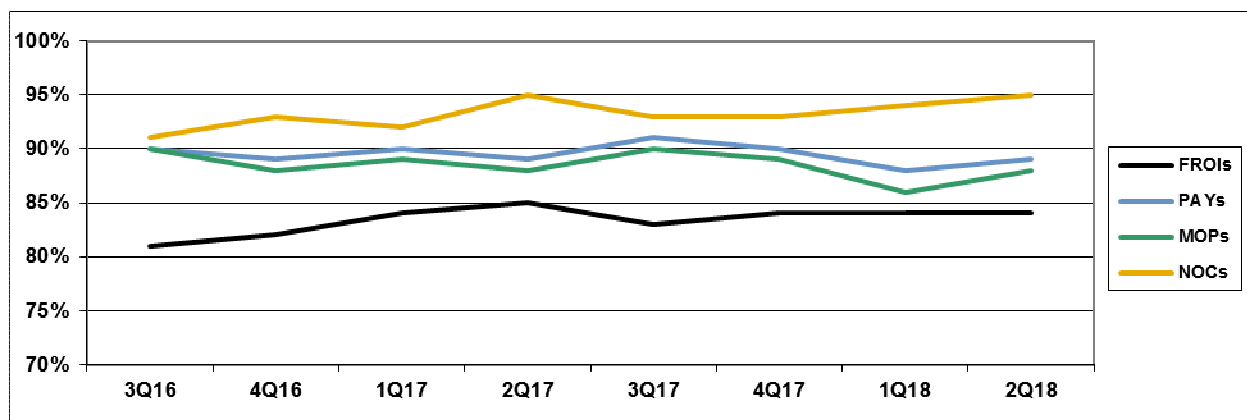
I. COMPLIANCE OVERVIEW

The Reconciliation Report was sent to 102 insurers on July 19, 2018; 64 responded, 30 were not required to respond and 10 did not respond.

The 2Q18 report represents results based upon data received by August 30, 2018. The results are:

	Number of Days	Benchmark	3Q16	4Q16	1Q17	2Q17	3Q17	4Q17	1Q18	2Q18
FROIs	7	85%	81%	82%	84%	85%	83%	84%	84%	84%
PAYs	14	87%	90%	89%	90%	89%	91%	90%	88%	89%
MOPs	17	85%	90%	88%	89%	88%	90%	89%	86%	88%
NOCs	14	90%	91%	93%	92%	95%	93%	93%	94%	95%

Compliance Benchmark Tracking



II. CAVEATS & EXPLANATIONS

A. General

- Question marks ("?") within this report indicate that the insurer did not provide all of the data required to measure compliance in that particular area.

B. Lost Time First Report of Injury (FROI) Filings

- Compliance with this benchmark exists when the FROI is filed (accepted EDI transaction, with or without errors) within 7 days after the employer receives notice or knowledge of an employee injury that has caused the employee to lose a day's work.

C. Initial Indemnity Payments (PAYs)

- Compliance with this benchmark exists when the check is mailed within the later of (i) 14 days after the employer's notice or knowledge of incapacity or (ii) the first day of compensability plus 6 days.
- If an employer continues to pay the employee's salary, payments are deemed timely for purposes of compliance if made consistent with the employer's usual payroll practice.

D. Initial Memorandum of Payment (MOP) Filings

- Compliance with this benchmark exists when the MOP is received within 17 days of the employer's notice or knowledge of incapacity.

E. Initial Indemnity Notice of Controversy (NOC) Filings

- Compliance with this benchmark exists when the NOC is filed (accepted EDI transaction, with or without errors) within 14 days after the employer receives notice or knowledge of the incapacity or death. Measurement excludes filings submitted with full denial reason codes 3A-3H (No Coverage).

III. COMPLETED AUDITS

The Board conducts compliance audits of insurers to ensure that all obligations under the Workers' Compensation Act are met. The functions of the audit program include, but are not limited to: ensuring that all reporting requirements of the Board are met, auditing the timeliness of benefit payments, auditing the accuracy of indemnity payments, evaluating claims-handling techniques, and determining whether claims are unreasonably contested.

No audits were finalized during the 2Q18.

**Second Quarter Compliance Report
4/1/2018 - 6/30/2018**

LOST TIME FIRST REPORT OF INJURY FILINGS

Chart 1: Timeliness Distribution

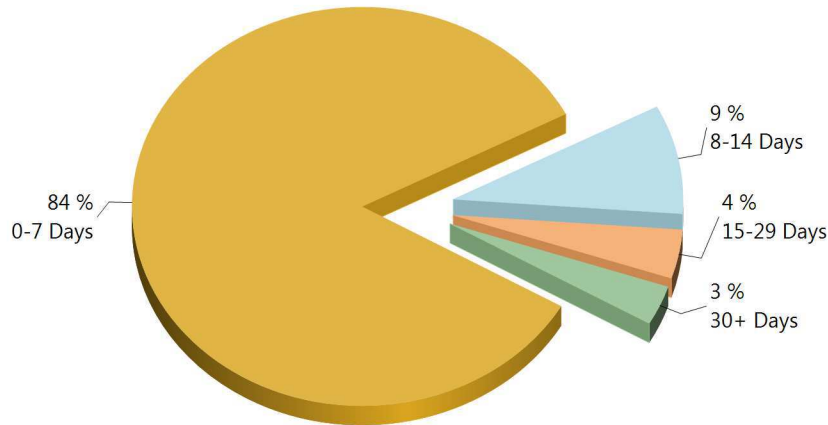


Table 1: Received Within

0-7 Days	2,799	84%
8-14 Days	295	9%
15-29 Days	132	4%
30+ Days	107	3%
? Days	0	0%
Total	3,333	100%

*The percentages may not always add to 100% due to rounding

Chart 2: Quarterly Compliance

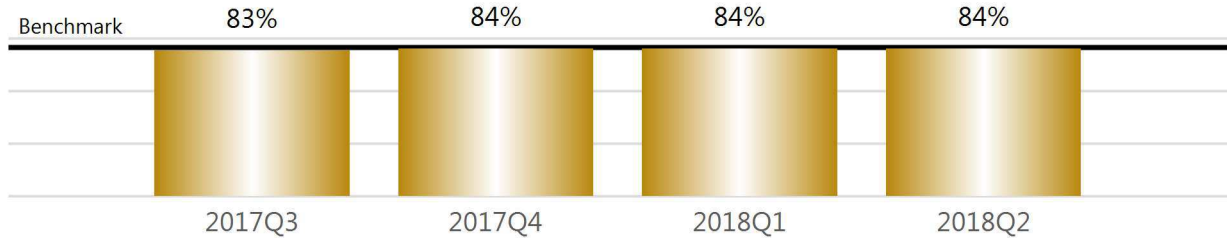
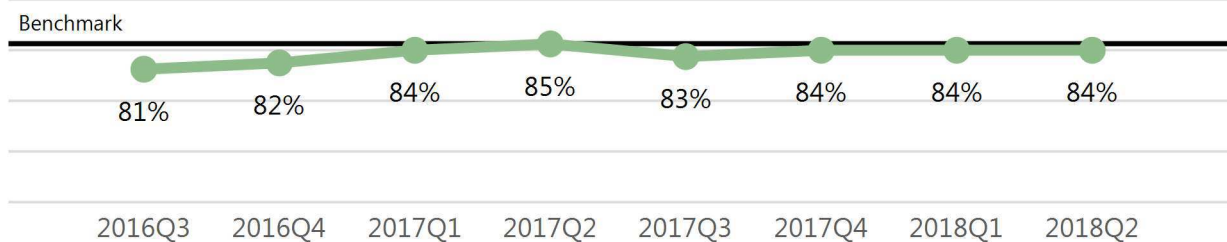


Chart 3: Compliance Trend



INITIAL INDEMNITY PAYMENTS

Chart 4: Timeliness Distribution

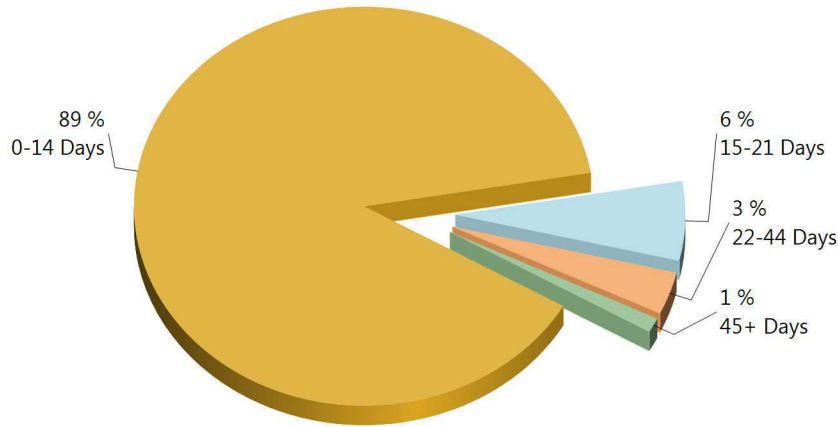


Table 2: Made Within

0-14 Days	750	89%
15-21 Days	54	6%
22-44 Days	29	3%
45+ Days	10	1%
? Days	1	0%
Total	844	100%

*The percentages may not always add to 100% due to rounding

Initial indemnity payments are monitored to ensure that payments are initiated within the time limits established in Section 205. As a result of these efforts, \$12,400 was issued to claimants in penalties and there is another \$6,650 in penalties awaiting resolution.

Chart 5: Quarterly Compliance

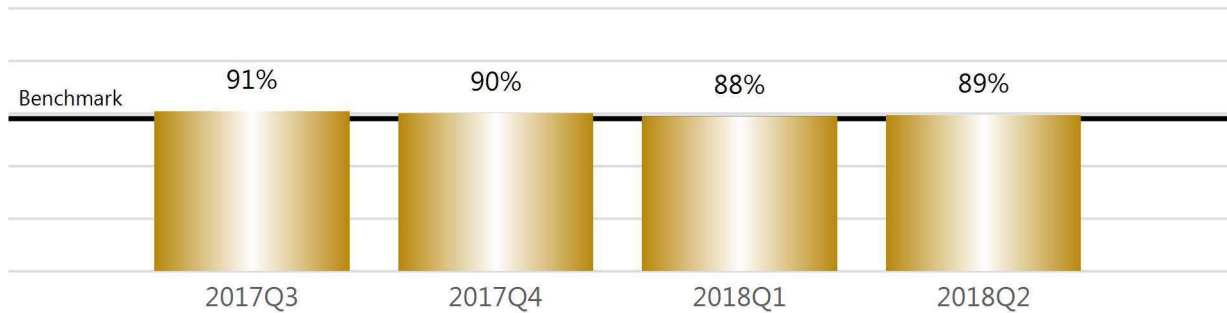
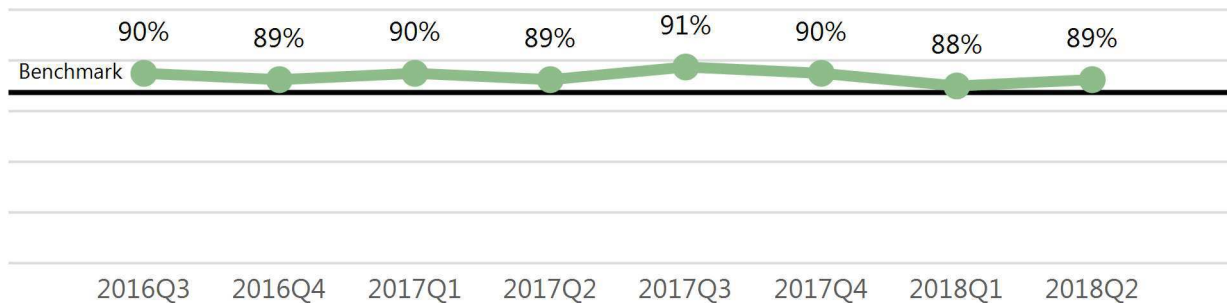


Chart 6: Compliance Trend



INITIAL MEMORANDUM OF PAYMENT FILINGS

Chart 7: Timeliness Distribution

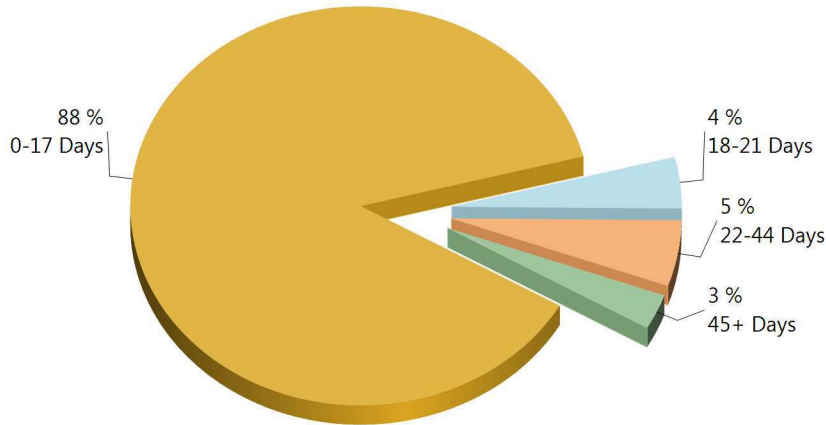


Table 3: Received Within

0-17 Days	739	88%
18-21 Days	35	4%
22-44 Days	45	5%
45+ Days	24	3%
? Days	1	0%
Total	844	100%

*The percentages may not always add to 100% due to rounding

Chart 8: Quarterly Compliance

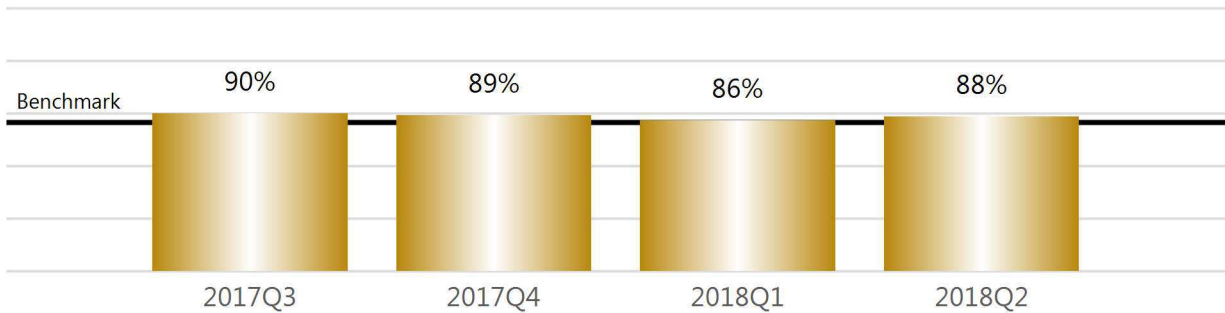
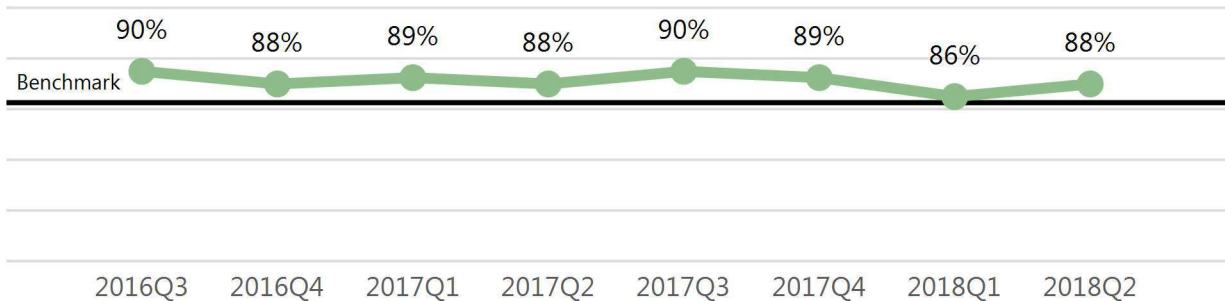


Chart 9: Compliance Trend



INITIAL INDEMNITY NOTICE OF CONTROVERSY FILINGS

Chart 10: Timeliness Distribution

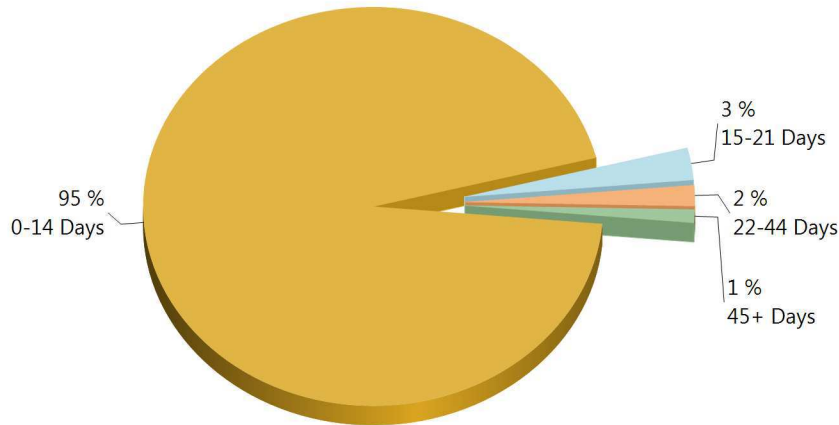


Table 4: Received Within

0-14 Days	620	95%
15-21 Days	17	3%
22-44 Days	11	2%
45+ Days	7	1%
? Days	1	0%
Total	656	100%

*The percentages may not always add to 100% due to rounding

Chart 11: Quarterly Compliance

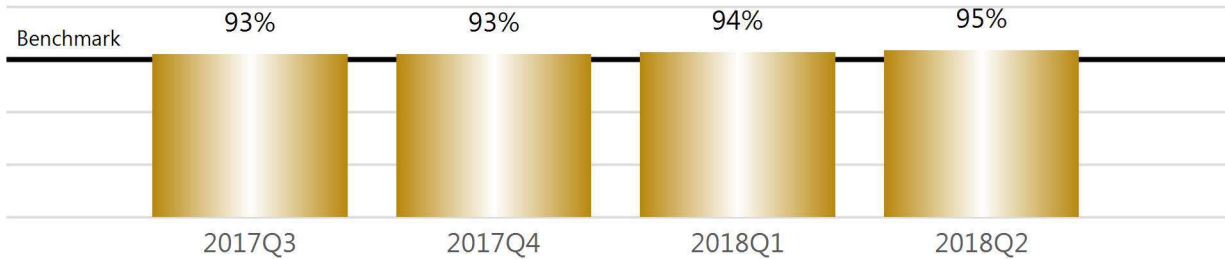
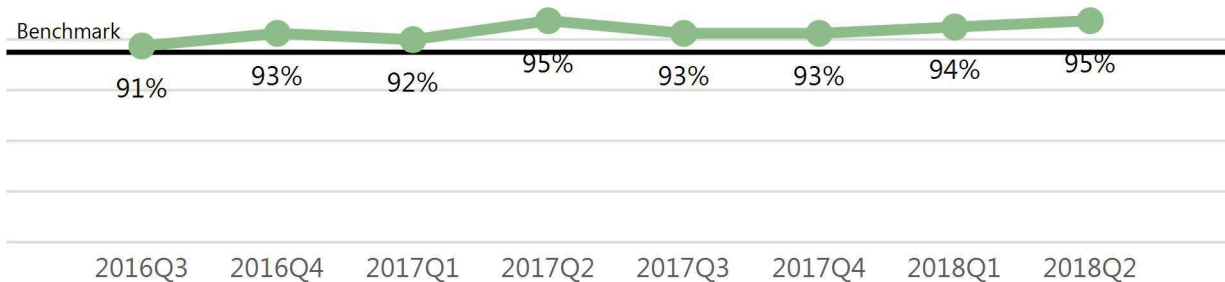


Chart 12: Compliance Trend



WAGE INFORMATION

Wage information (WCB-2 and WCB-2B forms) must be filed within 30 days of an employer's notice or knowledge of a claim for compensation (Title 39-A M.R.S.A. Section 303). This includes both compensated and controverted claims where a claim for compensation has been made.

Chart 13: Wage Statement Timeliness Distribution

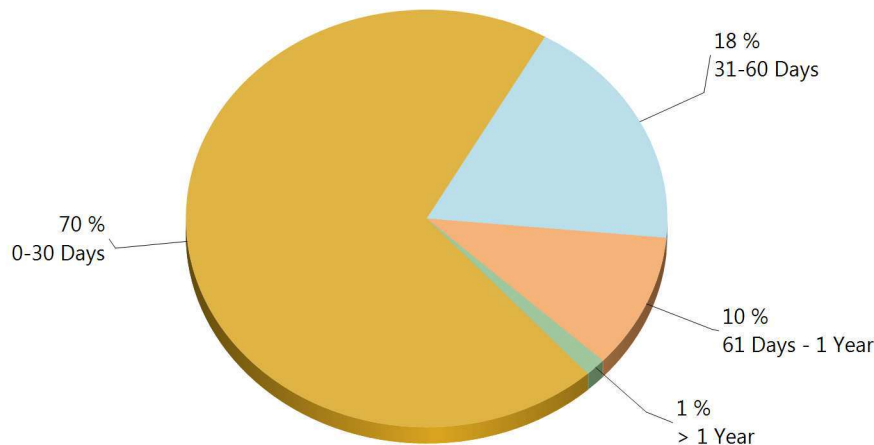


Table 5: Wage Statements Received

0-30 Days	1,290	70%
31-60 Days	338	18%
61 Days - 1 Year	193	10%
> 1 Year	26	1%
Total	1,847	100%

Wage Statement(s): 1,350 (67%) of the 2,007 Wage Statement(s) that were due in this quarter were filed timely, 465 (23%) were filed late, and 192 (10%) remain outstanding.

Chart 14: Fringe Benefit Worksheet Timeliness Distribution

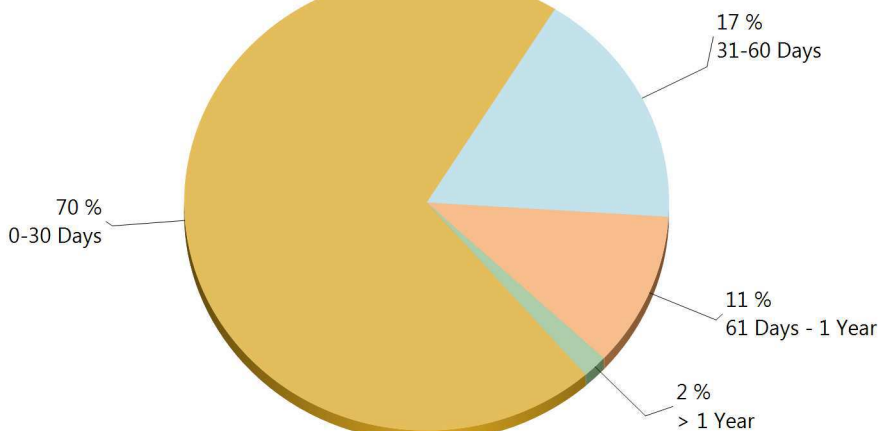


Table 6: Fringe Worksheets Received

0-30 Days	1,276	70%
31-60 Days	311	17%
61 Days - 1 Year	199	11%
> 1 Year	30	2%
Total	1,816	100%

Fringe Benefit Worksheet(s): 1,326 (66%) of the 2,007 Fringe Benefit Worksheet(s) due this quarter were filed timely, 437 (22%) were filed late, and 244 (12%) remain outstanding.

Appendix A

**Insurance Group Compliance
Lost Time FROI Filings and
Initial Indemnity Payments
Second Quarter 2018
4/1/2018-6/30/2018**

INSURANCE GROUP COMPLIANCE

Lost Time FROI and Initial Indemnity Payments

Second Quarter

4/1/2018 - 6/30/2018

Insurance Company	Total Lost Time FROIs Filed	Lost Time FROIs Filed Timely	Compliance Percentage	Total Initial Indemnity Payments Made	Initial Indemnity Payments Made Timely	Compliance Percentage
ACADIA INSURANCE	FROIs Filed	Timely FROIs	Compliance	Payments Made	Timely Payments	Compliance
CA010 ACADIA INSURANCE	63	46	73%	19	18	95%
Total	63	46	73% ▼	19	18	95% ▲
ACADIA INSURANCE Group Total	63	46	73% ▼	19	18	95% ▲
ACUITY MUTUAL INSURANCE	FROIs Filed	Timely FROIs	Compliance	Payments Made	Timely Payments	Compliance
CA418 ACUITY MUTUAL INSURANCE	3	3	100%	No Filings	No Filings	No Filings
Total	3	3	100% ▲	No Filings	No Filings	No Filings
ACUITY MUTUAL INSURANCE Group Total	3	3	100% ▲	No Filings	No Filings	No Filings
AIG INSURANCE	FROIs Filed	Timely FROIs	Compliance	Payments Made	Timely Payments	Compliance
CA015 AIG CLAIMS, INC	87	76	87%	23	19	83%
Total	87	76	87% ▲	23	19	83% ▼
AIG INSURANCE TPA Administered Claims	No Filings	No Filings	No Filings	1	1	100%
CA190 GALLAGHER BASSETT SERVICES	No Filings	No Filings	No Filings	1	1	100%
TPA Total	No Filings	No Filings	No Filings	1	1	100% ▲
AIG INSURANCE Group Total	87	76	87% ▲	24	20	83% ▼
ALLIANZ INSURANCE	FROIs Filed	Timely FROIs	Compliance	Payments Made	Timely Payments	Compliance
AMERICAN INSURANCE	*	*	*	*	*	*
Total	*	*	*	*	*	*
ALLIANZ INSURANCE TPA Administered Claims	No Filings	No Filings	No Filings	No Filings	No Filings	No Filings
CA190 GALLAGHER BASSETT SERVICES	1	0	0%	No Filings	No Filings	No Filings
TPA Total	1	0	0% ▼	No Filings	No Filings	No Filings
ALLIANZ INSURANCE Group Total	1	0	0% ▼	No Filings	No Filings	No Filings
AMERISURE INSURANCE	FROIs Filed	Timely FROIs	Compliance	Payments Made	Timely Payments	Compliance
CA013 AMERISURE INSURANCE	*	*	*	*	*	*
AMERISURE MUTUAL INSURANCE	*	*	*	*	*	*
Total	*	*	*	*	*	*
AMERISURE INSURANCE TPA Administered Claims	No Filings	No Filings	No Filings	No Filings	No Filings	No Filings
CA280 TRISTAR RISK ENTERPRISE MANAGEMENT	1	0	0%	No Filings	No Filings	No Filings
TPA Total	1	0	0% ▼	No Filings	No Filings	No Filings
AMERISURE INSURANCE Group Total	1	0	0% ▼	No Filings	No Filings	No Filings
AMTRUST INSURANCE	FROIs Filed	Timely FROIs	Compliance	Payments Made	Timely Payments	Compliance
CA437 SECURITY NATIONAL INSURANCE	1	1	100%	No Filings	No Filings	No Filings
CA342 TECHNOLOGY INSURANCE	6	5	83%	1	1	100%
CA381 WESCO INSURANCE	18	18	100%	7	7	100%
Total	25	24	96% ▲	8	8	100% ▲
AMTRUST INSURANCE Group Total	25	24	96% ▲	8	8	100% ▲

Maine Workers' Compensation Board

Lost Time FROI Filing Benchmark: 85%

Initial Indemnity Payment Benchmark: 87%

* Indicates no claims activity

▲ Indicates benchmark met or exceeded

▼ Indicates benchmark not met

INSURANCE GROUP COMPLIANCE

Lost Time FROI and Initial Indemnity Payments

Second Quarter

4/1/2018 - 6/30/2018

Insurance Company	Total Lost Time FROIs Filed	Lost Time FROIs Filed Timely	Compliance Percentage	Total Initial Indemnity Payments Made	Initial Indemnity Payments Made Timely	Compliance Percentage
ARCH INSURANCE	FROIs Filed	Timely FROIs	Compliance	Payments Made	Timely Payments	Compliance
ARCH INSURANCE	*	*	*	*	*	*
Total	*	*	*	*	*	*
ARCH INSURANCE TPA Administered Claims						
CA040 BROADSPIRE SERVICES	5	3	60%	2	1	50%
CA160 ESIS	1	0	0%	No Filings	No Filings	No Filings
CA190 GALLAGHER BASSETT SERVICES	7	4	57%	2	1	50%
CA300 SEDGWICK CLAIMS MANAGEMENT SERVICES	7	7	100%	1	1	100%
CA340 YORK RISK SERVICES	3	1	33%	No Filings	No Filings	No Filings
TPA Total	23	15	65% ▼	5	3	60% ▼
ARCH INSURANCE Group Total	23	15	65% ▼	5	3	60% ▼
BATH IRON WORKS	FROIs Filed	Timely FROIs	Compliance	Payments Made	Timely Payments	Compliance
CA036 BATH IRON WORKS	106	104	98%	12	12	100%
Total	106	104	98% ▲	12	12	100% ▲
BATH IRON WORKS Group Total	106	104	98% ▲	12	12	100% ▲
BENCHMARK INSURANCE	FROIs Filed	Timely FROIs	Compliance	Payments Made	Timely Payments	Compliance
BENCHMARK INSURANCE	*	*	*	*	*	*
Total	*	*	*	*	*	*
BENCHMARK INSURANCE TPA Administered Claims						
CA040 BROADSPIRE SERVICES	1	0	0%	No Filings	No Filings	No Filings
TPA Total	1	0	0% ▼	No Filings	No Filings	No Filings
BENCHMARK INSURANCE Group Total	1	0	0% ▼	No Filings	No Filings	No Filings
BERKSHIRE HATHAWAY INSURANCE	FROIs Filed	Timely FROIs	Compliance	Payments Made	Timely Payments	Compliance
CA114 BERKSHIRE HATHAWAY HOMESTATE INSURANCE	*	*	*	*	*	*
CA115 CONTINENTAL INDEMNITY	4	0	0%	3	3	100%
CA293 REDWOOD FIRE AND CASUALTY INSURANCE	2	1	50%	2	1	50%
Total	6	1	17% ▼	5	4	80% ▼
BERKSHIRE HATHAWAY INSURANCE Group Total	6	1	17% ▼	5	4	80% ▼
BROADSPIRE SERVICES	FROIs Filed	Timely FROIs	Compliance	Payments Made	Timely Payments	Compliance
CA040 BROADSPIRE SERVICES	16	11	69%	5	4	80%
Total	16	11	69% ▼	5	4	80% ▼
BROADSPIRE SERVICES Group Total	16	11	69% ▼	5	4	80% ▼
CANNON COCHRAN MANAGEMENT SERVICES	FROIs Filed	Timely FROIs	Compliance	Payments Made	Timely Payments	Compliance
CA070 CANNON COCHRAN MANAGEMENT SERVICES	88	72	82%	25	20	80%
Total	88	72	82% ▼	25	20	80% ▼
CANNON COCHRAN MANAGEMENT SERVICES Group Total	88	72	82% ▼	25	20	80% ▼

Maine Workers' Compensation Board

Lost Time FROI Filing Benchmark: 85%

Initial Indemnity Payment Benchmark: 87%

* Indicates no claims activity

▲ Indicates benchmark met or exceeded

▼ Indicates benchmark not met

INSURANCE GROUP COMPLIANCE

Lost Time FROI and Initial Indemnity Payments

Second Quarter

4/1/2018 - 6/30/2018

Insurance Company	Total Lost Time FROIs Filed	Lost Time FROIs Filed Timely	Compliance Percentage	Total Initial Indemnity Payments Made	Initial Indemnity Payments Made Timely	Compliance Percentage
CHESTERFIELD SERVICES	FROIs Filed	Timely FROIs	Compliance	Payments Made	Timely Payments	Compliance
CA400 ZURICH AMERICAN INSURANCE	1	0	0%	1	1	100%
Total	1	0	0% ▼	1	1	100% ▲
CHESTERFIELD SERVICES Group Total	1	0	0% ▼	1	1	100% ▲
CHUBB INSURANCE	FROIs Filed	Timely FROIs	Compliance	Payments Made	Timely Payments	Compliance
ACE AMERICAN INSURANCE COMPANY	*	*	*	*	*	*
CA046 CHUBB INSURANCE	*	*	*	*	*	*
CA090 FEDERAL INSURANCE	*	*	*	*	*	*
INDEMNITY INS CO OF NORTH AMERICA	*	*	*	*	*	*
PACIFIC INDEMNITY CO	*	*	*	*	*	*
Total	*	*	*	*	*	*
CHUBB INSURANCE TPA Administered Claims						
CA040 BROADSPIRE SERVICES	3	3	100%	1	1	100%
CA070 CANNON COCHRAN MANAGEMENT SERVICES	3	3	100%	2	2	100%
CA110 CONSTITUTION STATE SERVICES	11	5	45%	7	6	86%
CA116 CORVEL ENTERPRISE COMP	2	0	0%	1	0	0%
CA160 ESIS	14	5	36%	3	3	100%
CA190 GALLAGHER BASSETT SERVICES	26	24	92%	11	11	100%
CA204 HELMSMAN MANAGEMENT SERVICES	1	1	100%	No Filings	No Filings	No Filings
CA300 SEDGWICK CLAIMS MANAGEMENT SERVICES	75	72	96%	16	16	100%
CA340 YORK RISK SERVICES	4	3	75%	2	0	0%
TPA Total	139	116	83% ▼	43	39	91% ▲
CHUBB INSURANCE Group Total	139	116	83% ▼	43	39	91% ▲
CHURCH MUTUAL INSURANCE	FROIs Filed	Timely FROIs	Compliance	Payments Made	Timely Payments	Compliance
CA084 CHURCH MUTUAL INSURANCE	1	0	0%	1	1	100%
Total	1	0	0% ▼	1	1	100% ▲
CHURCH MUTUAL INSURANCE Group Total	1	0	0% ▼	1	1	100% ▲
CIANBRO CORPORATION	FROIs Filed	Timely FROIs	Compliance	Payments Made	Timely Payments	Compliance
CA085 CIANBRO CORPORATION	1	1	100%	No Filings	No Filings	No Filings
Total	1	1	100% ▲	No Filings	No Filings	No Filings
CIANBRO CORPORATION Group Total	1	1	100% ▲	No Filings	No Filings	No Filings
CLAIMS MANAGEMENT (WALMART)	FROIs Filed	Timely FROIs	Compliance	Payments Made	Timely Payments	Compliance
CA100 CLAIMS MANAGEMENT (WALMART)	44	39	89%	4	4	100%
Total	44	39	89% ▲	4	4	100% ▲
CLAIMS MANAGEMENT (WALMART) Group Total	44	39	89% ▲	4	4	100% ▲

Maine Workers' Compensation Board

Lost Time FROI Filing Benchmark: 85%

Initial Indemnity Payment Benchmark: 87%

* Indicates no claims activity

▲ Indicates benchmark met or exceeded

▼ Indicates benchmark not met

INSURANCE GROUP COMPLIANCE

Lost Time FROI and Initial Indemnity Payments

Second Quarter

4/1/2018 - 6/30/2018

Insurance Company	Total Lost Time FROIs Filed	Lost Time FROIs Filed Timely	Compliance Percentage	Total Initial Indemnity Payments Made	Initial Indemnity Payments Made Timely	Compliance Percentage
CNA INSURANCE	FROIs Filed	Timely FROIs	Compliance	Payments Made	Timely Payments	Compliance
CA050 CONTINENTAL CASUALTY	4	4	100%	1	1	100%
CA271 NATIONAL FIRE INSURANCE	1	1	100%	1	1	100%
CA314 TRANSPORTATION INSURANCE	1	1	100%	1	1	100%
Total	6	6	100% ▲	3	3	100% ▲
CNA INSURANCE Group Total	6	6	100% ▲	3	3	100% ▲
CONSTITUTION STATE SERVICES	FROIs Filed	Timely FROIs	Compliance	Payments Made	Timely Payments	Compliance
CA110 CONSTITUTION STATE SERVICES	12	5	42%	7	6	86%
Total	12	5	42% ▼	7	6	86% ▼
CONSTITUTION STATE SERVICES Group Total	12	5	42% ▼	7	6	86% ▼
CORVEL ENTERPRISE COMP	FROIs Filed	Timely FROIs	Compliance	Payments Made	Timely Payments	Compliance
CA116 CORVEL ENTERPRISE COMP	14	4	29%	4	2	50%
Total	14	4	29% ▼	4	2	50% ▼
CORVEL ENTERPRISE COMP Group Total	14	4	29% ▼	4	2	50% ▼
COTTINGHAM & BUTLER CLAIMS SERVICES	FROIs Filed	Timely FROIs	Compliance	Payments Made	Timely Payments	Compliance
CA117 COTTINGHAM & BUTLER CLAIMS SERVICES	1	0	0%	1	1	100%
Total	1	0	0% ▼	1	1	100% ▲
COTTINGHAM & BUTLER CLAIMS SERVICES Group Total	1	0	0% ▼	1	1	100% ▲
CROSS INSURANCE	FROIs Filed	Timely FROIs	Compliance	Payments Made	Timely Payments	Compliance
CA093 CROSS INSURANCE	310	288	93%	32	32	100%
Total	310	288	93% ▲	32	32	100% ▲
CROSS INSURANCE Group Total	310	288	93% ▲	32	32	100% ▲
EASTERN ALLIANCE INSURANCE	FROIs Filed	Timely FROIs	Compliance	Payments Made	Timely Payments	Compliance
CA141 EASTERN ALLIANCE INSURANCE	31	15	48%	11	10	91%
Total	31	15	48% ▼	11	10	91% ▲
EASTERN ALLIANCE INSURANCE Group Total	31	15	48% ▼	11	10	91% ▲
ELECTRIC INSURANCE	FROIs Filed	Timely FROIs	Compliance	Payments Made	Timely Payments	Compliance
CA150 ELECTRIC INSURANCE	*	*	*	*	*	*
Total	*	*	*	*	*	*
ELECTRIC INSURANCE TPA Administered Claims						
CA300 SEDGWICK CLAIMS MANAGEMENT SERVICES	8	8	100%	3	3	100%
TPA Total	8	8	100% ▲	3	3	100% ▲
ELECTRIC INSURANCE Group Total	8	8	100% ▲	3	3	100% ▲

Maine Workers' Compensation Board

Lost Time FROI Filing Benchmark: 85%

Initial Indemnity Payment Benchmark: 87%

* Indicates no claims activity

▲ Indicates benchmark met or exceeded

▼ Indicates benchmark not met

INSURANCE GROUP COMPLIANCE

Lost Time FROI and Initial Indemnity Payments

Second Quarter

4/1/2018 - 6/30/2018

Insurance Company	Total Lost Time FROIs Filed	Lost Time FROIs Filed Timely	Compliance Percentage	Total Initial Indemnity Payments Made	Initial Indemnity Payments Made Timely	Compliance Percentage
ESIS	FROIs Filed	Timely FROIs	Compliance	Payments Made	Timely Payments	Compliance
CA160 ESIS	24	7	29%	6	4	67%
Total	24	7	29% ▼	6	4	67% ▼
ESIS Group Total	24	7	29% ▼	6	4	67% ▼
EVEREST REINS HOLDINGS GROUP	FROIs Filed	Timely FROIs	Compliance	Payments Made	Timely Payments	Compliance
EVEREST REINS HOLDINGS	*	*	*	*	*	*
Total	*	*	*	*	*	*
EVEREST REINS HOLDINGS GROUP TPA Administered Claims						
CA300 SEDGWICK CLAIMS MANAGEMENT SERVICES	1	1	100%	No Filings	No Filings	No Filings
TPA Total	1	1	100% ▲	No Filings	No Filings	No Filings
EVEREST REINS HOLDINGS GROUP Group Total	1	1	100% ▲	No Filings	No Filings	No Filings
FEDERATED MUTUAL INSURANCE	FROIs Filed	Timely FROIs	Compliance	Payments Made	Timely Payments	Compliance
CA091 FEDERATED MUTUAL INSURANCE	3	2	67%	4	3	75%
CA092 FEDERATED SERVICE INSURANCE	*	*	*	*	*	*
Total	3	2	67% ▼	4	3	75% ▼
FEDERATED MUTUAL INSURANCE Group Total	3	2	67% ▼	4	3	75% ▼
FUTURECOMP	FROIs Filed	Timely FROIs	Compliance	Payments Made	Timely Payments	Compliance
CA175 FUTURECOMP	42	37	88%	8	7	88%
Total	42	37	88% ▲	8	7	88% ▲
FUTURECOMP Group Total	42	37	88% ▲	8	7	88% ▲
GALLAGHER BASSETT SERVICES	FROIs Filed	Timely FROIs	Compliance	Payments Made	Timely Payments	Compliance
CA190 GALLAGHER BASSETT SERVICES	78	62	79%	38	35	92%
Total	78	62	79% ▼	38	35	92% ▲
GALLAGHER BASSETT SERVICES Group Total	78	62	79% ▼	38	35	92% ▲
GREAT FALLS INSURANCE	FROIs Filed	Timely FROIs	Compliance	Payments Made	Timely Payments	Compliance
GREAT FALLS INSURANCE	*	*	*	*	*	*
Total	*	*	*	*	*	*
GREAT FALLS INSURANCE TPA Administered Claims						
CA070 CANNON COCHRAN MANAGEMENT SERVICES	28	19	68%	7	4	57%
TPA Total	28	19	68% ▼	7	4	57% ▼
GREAT FALLS INSURANCE Group Total	28	19	68% ▼	7	4	57% ▼

Maine Workers' Compensation Board

Lost Time FROI Filing Benchmark: 85%

Initial Indemnity Payment Benchmark: 87%

* Indicates no claims activity

▲ Indicates benchmark met or exceeded

▼ Indicates benchmark not met

INSURANCE GROUP COMPLIANCE

Lost Time FROI and Initial Indemnity Payments

Second Quarter

4/1/2018 - 6/30/2018

Insurance Company	Total Lost Time FROIs Filed	Lost Time FROIs Filed Timely	Compliance Percentage	Total Initial Indemnity Payments Made	Initial Indemnity Payments Made Timely	Compliance Percentage
GUARD INSURANCE	FROIs Filed	Timely FROIs	Compliance	Payments Made	Timely Payments	Compliance
CA019 AMGUARD INSURANCE	5	2	40%	3	3	100%
CA140 EASTGUARD INSURANCE	3	3	100%	2	2	100%
CA272 NORGUARD INSURANCE	*	*	*	*	*	*
Total	8	5	63% ▼	5	5	100% ▲
GUARD INSURANCE Group Total	8	5	63% ▼	5	5	100% ▲
HANNAFORD BROTHERS	FROIs Filed	Timely FROIs	Compliance	Payments Made	Timely Payments	Compliance
CA201 HANNAFORD BROTHERS	82	65	79%	36	18	50%
Total	82	65	79% ▼	36	18	50% ▼
HANNAFORD BROTHERS Group Total	82	65	79% ▼	36	18	50% ▼
HANNOVER INSURANCE	FROIs Filed	Timely FROIs	Compliance	Payments Made	Timely Payments	Compliance
HANNOVER INSURANCE	*	*	*	*	*	*
Total	*	*	*	*	*	*
HANNOVER INSURANCE TPA Administered Claims						
CA340 YORK RISK SERVICES	2	2	100%	1	1	100%
TPA Total	2	2	100% ▲	1	1	100% ▲
HANNOVER INSURANCE Group Total	2	2	100% ▲	1	1	100% ▲
HANOVER INSURANCE	FROIs Filed	Timely FROIs	Compliance	Payments Made	Timely Payments	Compliance
CA428 ALLMERICA FINANCIAL BENEFIT INSURANCE	3	2	67%	No Filings	No Filings	No Filings
CA048 CITIZENS INSURANCE COMPANY OF AMERICA	6	4	67%	No Filings	No Filings	No Filings
CA429 HANOVER AMERICAN INSURANCE	1	1	100%	1	1	100%
CA202 HANOVER INSURANCE	7	7	100%	1	1	100%
CA228 MASSACHUSETTS BAY INSURANCE	5	5	100%	No Filings	No Filings	No Filings
Total	22	19	86% ▲	2	2	100% ▲
HANOVER INSURANCE Group Total	22	19	86% ▲	2	2	100% ▲

INSURANCE GROUP COMPLIANCE
Lost Time FROI and Initial Indemnity Payments
Second Quarter
4/1/2018 - 6/30/2018

Insurance Company	Total Lost Time FROIs Filed	Lost Time FROIs Filed Timely	Compliance Percentage	Total Initial Indemnity Payments Made	Initial Indemnity Payments Made Timely	Compliance Percentage
HARTFORD INSURANCE	FROIs Filed	Timely FROIs	Compliance	Payments Made	Timely Payments	Compliance
CA188 HARTFORD ACCIDENT & INDEMNITY	1	1	100%	No Filings	No Filings	No Filings
CA185 HARTFORD CASUALTY INSURANCE	7	7	100%	2	2	100%
CA203 HARTFORD FIRE INSURANCE	4	3	75%	No Filings	No Filings	No Filings
CA186 HARTFORD INSURANCE COMPANY OF THE MIDWEST	3	1	33%	No Filings	No Filings	No Filings
CA187 HARTFORD UNDERWRITERS INSURANCE	6	3	50%	4	3	75%
CA288 PROPERTY & CASUALTY INSURANCE COMPANY OF HARTFORD	15	14	93%	5	5	100%
CA296 SENTINEL INSURANCE	*	*	*	*	*	*
CA319 TRUMBULL INSURANCE	9	9	100%	2	2	100%
CA321 TWIN CITY FIRE INSURANCE	2	1	50%	No Filings	No Filings	No Filings
Total	47	39	83% ▼	13	12	92% ▲
HARTFORD INSURANCE TPA Administered Claims						
CA070 CANNON COCHRAN MANAGEMENT SERVICES	2	1	50%	No Filings	No Filings	No Filings
CA116 CORVEL ENTERPRISE COMP	3	2	67%	No Filings	No Filings	No Filings
CA300 SEDGWICK CLAIMS MANAGEMENT SERVICES	2	1	50%	1	1	100%
TPA Total	7	4	57% ▼	1	1	100% ▲
HARTFORD INSURANCE Group Total	54	43	80% ▼	14	13	93% ▲
HELMSMAN MANAGEMENT SERVICES	FROIs Filed	Timely FROIs	Compliance	Payments Made	Timely Payments	Compliance
CA204 HELMSMAN MANAGEMENT SERVICES	17	14	82%	4	4	100%
Total	17	14	82% ▼	4	4	100% ▲
HELMSMAN MANAGEMENT SERVICES Group Total	17	14	82% ▼	4	4	100% ▲
LIBERTY MUTUAL INSURANCE	FROIs Filed	Timely FROIs	Compliance	Payments Made	Timely Payments	Compliance
CA003 AMERICAN FIRE & CASUALTY INSURANCE	7	5	71%	3	1	33%
CA380 EMPLOYERS INSURANCE OF WAUSAU	1	0	0%	No Filings	No Filings	No Filings
CA162 EXCELSIOR INSURANCE	*	*	*	*	*	*
CA210 LIBERTY MUTUAL INSURANCE	53	45	85%	15	14	93%
CA406 OHIO CASUALTY INSURANCE	3	3	100%	1	1	100%
CA407 OHIO SECURITY INSURANCE	10	7	70%	3	3	100%
CA283 PEERLESS INDEMNITY INSURANCE	*	*	*	*	*	*
CA275 PEERLESS INSURANCE	1	1	100%	1	1	100%
CA309 THE NETHERLANDS INSURANCE	1	1	100%	No Filings	No Filings	No Filings
CA408 WEST AMERICAN INSURANCE	1	1	100%	1	1	100%
Total	77	63	82% ▼	24	21	88% ▲
LIBERTY MUTUAL INSURANCE Group Total	77	63	82% ▼	24	21	88% ▲

INSURANCE GROUP COMPLIANCE

Lost Time FROI and Initial Indemnity Payments

Second Quarter

4/1/2018 - 6/30/2018

Insurance Company	Total Lost Time FROIs Filed	Lost Time FROIs Filed Timely	Compliance Percentage	Total Initial Indemnity Payments Made	Initial Indemnity Payments Made Timely	Compliance Percentage
MAINE AUTOMOBILE DEALERS ASSOCIATION	FROIs Filed	Timely FROIs	Compliance	Payments Made	Timely Payments	Compliance
CA220 MAINE AUTOMOBILE DEALERS ASSOCIATION	19	17	89%	9	9	100%
Total	19	17	89% ▲	9	9	100% ▲
MAINE AUTOMOBILE DEALERS ASSOCIATION Group Total	19	17	89% ▲	9	9	100% ▲
MAINE EMPLOYERS' MUTUAL INSURANCE	FROIs Filed	Timely FROIs	Compliance	Payments Made	Timely Payments	Compliance
CA260 MAINE EMPLOYERS' MUTUAL INSURANCE	1189	968	81%	307	281	92%
Total	1189	968	81% ▼	307	281	92% ▲
MAINE EMPLOYERS' MUTUAL INSURANCE Group Total	1189	968	81% ▼	307	281	92% ▲
MAINE HEALTHCARE ASSOCIATION	FROIs Filed	Timely FROIs	Compliance	Payments Made	Timely Payments	Compliance
CA234 MAINE HEALTHCARE ASSOCIATION	24	18	75%	3	1	33%
Total	24	18	75% ▼	3	1	33% ▼
MAINE HEALTHCARE ASSOCIATION Group Total	24	18	75% ▼	3	1	33% ▼
MAINE MOTOR TRANSPORT ASSOCIATION	FROIs Filed	Timely FROIs	Compliance	Payments Made	Timely Payments	Compliance
CA230 MAINE MOTOR TRANSPORT ASSOCIATION	36	35	97%	9	8	89%
Total	36	35	97% ▲	9	8	89% ▲
MAINE MOTOR TRANSPORT ASSOCIATION Group Total	36	35	97% ▲	9	8	89% ▲
MAINE MUNICIPAL ASSOCIATION	FROIs Filed	Timely FROIs	Compliance	Payments Made	Timely Payments	Compliance
CA225 MAINE MUNICIPAL ASSOCIATION	185	181	98%	57	55	96%
Total	185	181	98% ▲	57	55	96% ▲
MAINE MUNICIPAL ASSOCIATION Group Total	185	181	98% ▲	57	55	96% ▲
MAINE SCHOOL MANAGEMENT ASSOCIATION	FROIs Filed	Timely FROIs	Compliance	Payments Made	Timely Payments	Compliance
CA250 MAINE SCHOOL MANAGEMENT ASSOCIATION	78	70	90%	19	18	95%
Total	78	70	90% ▲	19	18	95% ▲
MAINE SCHOOL MANAGEMENT ASSOCIATION Group Total	78	70	90% ▲	19	18	95% ▲
MEADOWBROOK INSURANCE	FROIs Filed	Timely FROIs	Compliance	Payments Made	Timely Payments	Compliance
CA255 MEADOWBROOK INSURANCE	1	1	100%	1	1	100%
Total	1	1	100% ▲	1	1	100% ▲
MEADOWBROOK INSURANCE Group Total	1	1	100% ▲	1	1	100% ▲
NATIONWIDE INSURANCE	FROIs Filed	Timely FROIs	Compliance	Payments Made	Timely Payments	Compliance
CA289 NATIONAL CASUALTY	1	0	0%	1	1	100%
CA291 NATIONWIDE AGRIBUSINESS INSURANCE	*	*	*	*	*	*
Total	1	0	0% ▼	1	1	100% ▲
NATIONWIDE INSURANCE Group Total	1	0	0% ▼	1	1	100% ▲

Maine Workers' Compensation Board

Lost Time FROI Filing Benchmark: 85%

Initial Indemnity Payment Benchmark: 87%

* Indicates no claims activity

▲ Indicates benchmark met or exceeded

▼ Indicates benchmark not met

INSURANCE GROUP COMPLIANCE

Lost Time FROI and Initial Indemnity Payments

Second Quarter

4/1/2018 - 6/30/2018

Insurance Company	Total Lost Time FROIs Filed	Lost Time FROIs Filed Timely	Compliance Percentage	Total Initial Indemnity Payments Made	Initial Indemnity Payments Made Timely	Compliance Percentage
NEXT LEVEL ADMINISTRATORS, LLC	FROIs Filed	Timely FROIs	Compliance	Payments Made	Timely Payments	Compliance
CA433 NEXT LEVEL ADMINISTRATORS, LLC	1	0	0%	No Filings	No Filings	No Filings
Total	1	0	0% ▼	No Filings	No Filings	No Filings
NEXT LEVEL ADMINISTRATORS, LLC Group Total	1	0	0% ▼	No Filings	No Filings	No Filings
NGM INSURANCE	FROIs Filed	Timely FROIs	Compliance	Payments Made	Timely Payments	Compliance
CA265 NGM INSURANCE	1	0	0%	No Filings	No Filings	No Filings
Total	1	0	0% ▼	No Filings	No Filings	No Filings
NGM INSURANCE Group Total	1	0	0% ▼	No Filings	No Filings	No Filings
NORTH RIVER INSURANCE	FROIs Filed	Timely FROIs	Compliance	Payments Made	Timely Payments	Compliance
CA257 NORTH RIVER INSURANCE	1	0	0%	1	1	100%
Total	1	0	0% ▼	1	1	100% ▲
NORTH RIVER INSURANCE Group Total	1	0	0% ▼	1	1	100% ▲
OLD REPUBLIC INSURANCE	FROIs Filed	Timely FROIs	Compliance	Payments Made	Timely Payments	Compliance
OLD REPUBLIC GENERAL INSURANCE CORP.	*	*	*	*	*	*
OLD REPUBLIC INSURANCE	*	*	*	*	*	*
Total	*	*	*	*	*	*
OLD REPUBLIC INSURANCE TPA Administered Claims						
CA070 CANNON COCHRAN MANAGEMENT SERVICES	7	5	71%	1	0	0%
CA110 CONSTITUTION STATE SERVICES	1	0	0%	No Filings	No Filings	No Filings
CA190 GALLAGHER BASSETT SERVICES	2	1	50%	2	2	100%
CA300 SEDGWICK CLAIMS MANAGEMENT SERVICES	3	3	100%	1	1	100%
TPA Total	13	9	69% ▼	4	3	75% ▼
OLD REPUBLIC INSURANCE Group Total	13	9	69% ▼	4	3	75% ▼
PENNSYLVANIA MFG ASSN	FROIs Filed	Timely FROIs	Compliance	Payments Made	Timely Payments	Compliance
MANUFACTURERS ALLIANCE INSURANCE	*	*	*	*	*	*
PENNSYLVANIA MFG ASSN	*	*	*	*	*	*
PENNSYLVANIA MFG INDEMNITY CO	*	*	*	*	*	*
Total	*	*	*	*	*	*
PENNSYLVANIA MFG ASSN TPA Administered Claims						
CA190 GALLAGHER BASSETT SERVICES	5	2	40%	2	1	50%
TPA Total	5	2	40% ▼	2	1	50% ▼
PENNSYLVANIA MFG ASSN Group Total	5	2	40% ▼	2	1	50% ▼

INSURANCE GROUP COMPLIANCE

Lost Time FROI and Initial Indemnity Payments

Second Quarter

4/1/2018 - 6/30/2018

Insurance Company	Total Lost Time FROIs Filed	Lost Time FROIs Filed Timely	Compliance Percentage	Total Initial Indemnity Payments Made	Initial Indemnity Payments Made Timely	Compliance Percentage
QBE INSURANCE GROUP	FROIs Filed	Timely FROIs	Compliance	Payments Made	Timely Payments	Compliance
QBE INSURANCE GROUP	*	*	*	*	*	*
Total	*	*	*	*	*	*
QBE INSURANCE GROUP TPA Administered Claims						
CA300 SEDGWICK CLAIMS MANAGEMENT SERVICES	13	9	69%	2	2	100%
TPA Total	13	9	69% ▼	2	2	100% ▲
QBE INSURANCE GROUP Group Total	13	9	69% ▼	2	2	100% ▲
SAFETY NATIONAL CASUALTY CORP	FROIs Filed	Timely FROIs	Compliance	Payments Made	Timely Payments	Compliance
SAFETY NATIONAL CASUALTY CORP	*	*	*	*	*	*
Total	*	*	*	*	*	*
SAFETY NATIONAL CASUALTY CORP TPA Administered Claims						
CA040 BROADSPIRE SERVICES	5	3	60%	1	1	100%
CA070 CANNON COCHRAN MANAGEMENT SERVICES	2	1	50%	No Filings	No Filings	No Filings
CA116 CORVEL ENTERPRISE COMP	6	1	17%	1	0	0%
CA190 GALLAGHER BASSETT SERVICES	5	4	80%	2	2	100%
CA300 SEDGWICK CLAIMS MANAGEMENT SERVICES	9	8	89%	2	2	100%
TPA Total	27	17	63% ▼	6	5	83% ▼
SAFETY NATIONAL CASUALTY CORP Group Total	27	17	63% ▼	6	5	83% ▼
SEDGWICK CLAIMS MANAGEMENT SERVICES	FROIs Filed	Timely FROIs	Compliance	Payments Made	Timely Payments	Compliance
CA300 SEDGWICK CLAIMS MANAGEMENT SERVICES	183	172	94%	41	40	98%
Total	183	172	94% ▲	41	40	98% ▲
SEDGWICK CLAIMS MANAGEMENT SERVICES Group Total	183	172	94% ▲	41	40	98% ▲
SENTRY INSURANCE	FROIs Filed	Timely FROIs	Compliance	Payments Made	Timely Payments	Compliance
CA402 SENTRY CASUALTY	8	5	63%	3	3	100%
CA305 SENTRY INSURANCE	5	3	60%	2	2	100%
CA308 SENTRY SELECT INSURANCE	*	*	*	*	*	*
Total	13	8	62% ▼	5	5	100% ▲
SENTRY INSURANCE Group Total	13	8	62% ▼	5	5	100% ▲
STARR INDEMNITY INSURANCE	FROIs Filed	Timely FROIs	Compliance	Payments Made	Timely Payments	Compliance
STARR INDEMNITY INSURANCE	*	*	*	*	*	*
Total	*	*	*	*	*	*
STARR INDEMNITY INSURANCE TPA Administered Claims						
CA190 GALLAGHER BASSETT SERVICES	3	2	67%	3	3	100%
CA300 SEDGWICK CLAIMS MANAGEMENT SERVICES	4	4	100%	2	2	100%
TPA Total	7	6	86% ▲	5	5	100% ▲
STARR INDEMNITY INSURANCE Group Total	7	6	86% ▲	5	5	100% ▲

Maine Workers' Compensation Board

Lost Time FROI Filing Benchmark: 85%

Initial Indemnity Payment Benchmark: 87%

* Indicates no claims activity

▲ Indicates benchmark met or exceeded

▼ Indicates benchmark not met

INSURANCE GROUP COMPLIANCE

Lost Time FROI and Initial Indemnity Payments

Second Quarter

4/1/2018 - 6/30/2018

Insurance Company	Total Lost Time FROIs Filed	Lost Time FROIs Filed Timely	Compliance Percentage	Total Initial Indemnity Payments Made	Initial Indemnity Payments Made Timely	Compliance Percentage
STATE OF MAINE WORKERS' COMPENSATION TRUST	FROIs Filed	Timely FROIs	Compliance	Payments Made	Timely Payments	Compliance
CA307 STATE OF MAINE WORKERS' COMPENSATION TRUST	173	154	89%	41	41	100%
Total	173	154	89% ▲	41	41	100% ▲
STATE OF MAINE WORKERS' COMPENSATION TRUST Group Total	173	154	89% ▲	41	41	100% ▲
SYNERNET	FROIs Filed	Timely FROIs	Compliance	Payments Made	Timely Payments	Compliance
CA320 SYNERNET	143	132	92%	18	15	83%
Total	143	132	92% ▲	18	15	83% ▼
SYNERNET Group Total	143	132	92% ▲	18	15	83% ▼
THE AMERICAN EQUITY UNDERWRITERS	FROIs Filed	Timely FROIs	Compliance	Payments Made	Timely Payments	Compliance
CA323 THE AMERICAN EQUITY UNDERWRITERS	2	1	50%	No Filings	No Filings	No Filings
Total	2	1	50% ▼	No Filings	No Filings	No Filings
THE AMERICAN EQUITY UNDERWRITERS Group Total	2	1	50% ▼	No Filings	No Filings	No Filings
TRAVELERS INSURANCE	FROIs Filed	Timely FROIs	Compliance	Payments Made	Timely Payments	Compliance
CA072 CHARTER OAK FIRE INSURANCE	33	16	48%	15	9	60%
CA306 STANDARD FIRE INSURANCE	4	1	25%	4	1	25%
CA347 TRAVELERS CASUALTY & SURETY	1	0	0%	2	1	50%
CA348 TRAVELERS CASUALTY INSURANCE COMPANY OF AMERICA	2	0	0%	1	1	100%
CA349 TRAVELERS COMMERCIAL CASUALTY	4	2	50%	1	1	100%
CA346 TRAVELERS INDEMNITY COMPANY OF AMERICA	2	1	50%	2	1	50%
CA345 TRAVELERS PROPERTY CASUALTY INSURANCE	2	1	50%	1	1	100%
Total	48	21	44% ▼	26	15	58% ▼
TRAVELERS INSURANCE TPA Administered Claims						
CA117 COTTINGHAM & BUTLER CLAIMS SERVICES	1	0	0%	1	1	100%
CA190 GALLAGHER BASSETT SERVICES	4	3	75%	No Filings	No Filings	No Filings
CA204 HELMSMAN MANAGEMENT SERVICES	1	1	100%	No Filings	No Filings	No Filings
CA300 SEDGWICK CLAIMS MANAGEMENT SERVICES	5	4	80%	No Filings	No Filings	No Filings
TPA Total	11	8	73% ▼	1	1	100% ▲
TRAVELERS INSURANCE Group Total	59	29	49% ▼	27	16	59% ▼
TRISTAR RISK ENTERPRISE MANAGEMENT	FROIs Filed	Timely FROIs	Compliance	Payments Made	Timely Payments	Compliance
CA280 TRISTAR RISK ENTERPRISE MANAGEMENT	1	0	0%	No Filings	No Filings	No Filings
Total	1	0	0% ▼	No Filings	No Filings	No Filings
TRISTAR RISK ENTERPRISE MANAGEMENT Group Total	1	0	0% ▼	No Filings	No Filings	No Filings

Maine Workers' Compensation Board

Lost Time FROI Filing Benchmark: 85%

Initial Indemnity Payment Benchmark: 87%

* Indicates no claims activity

▲ Indicates benchmark met or exceeded

▼ Indicates benchmark not met

INSURANCE GROUP COMPLIANCE

Lost Time FROI and Initial Indemnity Payments

Second Quarter

4/1/2018 - 6/30/2018

Insurance Company	Total Lost Time FROIs Filed	Lost Time FROIs Filed Timely	Compliance Percentage	Total Initial Indemnity Payments Made	Initial Indemnity Payments Made Timely	Compliance Percentage
XL INSURANCE	FROIs Filed	Timely FROIs	Compliance	Payments Made	Timely Payments	Compliance
CA384 XL INSURANCE	*	*	*	*	*	*
Total	*	*	*	*	*	*
XL INSURANCE TPA Administered Claims						
CA040 BROADSPIRE SERVICES	1	1	100%	No Filings	No Filings	No Filings
CA116 CORVEL ENTERPRISE COMP	3	1	33%	2	2	100%
CA160 ESIS	1	0	0%	1	0	0%
CA190 GALLAGHER BASSETT SERVICES	12	11	92%	6	6	100%
CA300 SEDGWICK CLAIMS MANAGEMENT SERVICES	10	10	100%	3	3	100%
TPA Total	27	23	85% ▲	12	11	92% ▲
XL INSURANCE Group Total	27	23	85% ▲	12	11	92% ▲
YORK RISK SERVICES	FROIs Filed	Timely FROIs	Compliance	Payments Made	Timely Payments	Compliance
CA340 YORK RISK SERVICES	9	6	67%	3	1	33%
Total	9	6	67% ▼	3	1	33% ▼
YORK RISK SERVICES Group Total	9	6	67% ▼	3	1	33% ▼
ZURICH INSURANCE	FROIs Filed	Timely FROIs	Compliance	Payments Made	Timely Payments	Compliance
CA021 AMERICAN GUARANTEE & LIABILITY	*	*	*	*	*	*
CA022 AMERICAN ZURICH	5	2	40%	No Filings	No Filings	No Filings
CA400 ZURICH AMERICAN INSURANCE	5	5	100%	1	1	100%
CA404 ZURICH AMERICAN INSURANCE COMPANY OF ILLINOIS	No Filings	No Filings	No Filings	1	1	100%
Total	10	7	70% ▼	2	2	100% ▲
ZURICH INSURANCE TPA Administered Claims						
CA040 BROADSPIRE SERVICES	1	1	100%	1	1	100%
CA160 ESIS	3	1	33%	1	0	0%
CA190 GALLAGHER BASSETT SERVICES	10	8	80%	6	5	83%
CA300 SEDGWICK CLAIMS MANAGEMENT SERVICES	10	10	100%	5	5	100%
TPA Total	24	20	83% ▼	13	11	85% ▼
ZURICH INSURANCE Group Total	34	27	79% ▼	15	13	87% ▲

Maine Workers' Compensation Board

Lost Time FROI Filing Benchmark: 85%

Initial Indemnity Payment Benchmark: 87%

* Indicates no claims activity

▲ Indicates benchmark met or exceeded

▼ Indicates benchmark not met

Appendix B

**Insurance Group Compliance
Initial MOP and Initial Indemnity NOC Filings
Second Quarter 2018
4/1/2018-6/30/2018**

INSURANCE GROUP COMPLIANCE

Initial MOP and Initial Indemnity NOC Filings

Second Quarter

4/1/2018 - 6/30/2018

Insurance Company	Total Initial MOPs Filed	Initial MOPs Filed Timely	Compliance Percentage	Total Initial Indemnity NOCs Filed	Initial Indemnity NOCs Filed Timely	Compliance Percentage
ACADIA INSURANCE	MOPs Filed	Timely MOPs	Compliance	NOCs Filed	Timely NOCs	Compliance
CA010 ACADIA INSURANCE	19	19	100%	12	12	100%
Total	19	19	100% ▲	12	12	100% ▲
ACADIA INSURANCE Group Total	19	19	100% ▲	12	12	100% ▲
ACUITY MUTUAL INSURANCE	MOPs Filed	Timely MOPs	Compliance	NOCs Filed	Timely NOCs	Compliance
CA418 ACUITY MUTUAL INSURANCE	No Filings	No Filings	No Filings	No Filings	No Filings	No Filings
Total	No Filings	No Filings	No Filings	No Filings	No Filings	No Filings
ACUITY MUTUAL INSURANCE Group Total	No Filings	No Filings	No Filings	No Filings	No Filings	No Filings
AIG INSURANCE	MOPs Filed	Timely MOPs	Compliance	NOCs Filed	Timely NOCs	Compliance
CA015 AIG CLAIMS, INC	23	22	96%	27	27	100%
Total	23	22	96% ▲	27	27	100% ▲
AIG INSURANCE TPA Administered Claims						
CA190 GALLAGHER BASSETT SERVICES	1	1	100%	No Filings	No Filings	No Filings
TPA Total	1	1	100% ▲	No Filings	No Filings	No Filings
AIG INSURANCE Group Total	24	23	96% ▲	27	27	100% ▲
ALLIANZ INSURANCE	MOPs Filed	Timely MOPs	Compliance	NOCs Filed	Timely NOCs	Compliance
AMERICAN INSURANCE	*	*	*	*	*	*
Total	*	*	*	*	*	*
ALLIANZ INSURANCE TPA Administered Claims						
CA190 GALLAGHER BASSETT SERVICES	No Filings	No Filings	No Filings	1	1	100%
TPA Total	No Filings	No Filings	No Filings	1	1	100% ▲
ALLIANZ INSURANCE Group Total	No Filings	No Filings	No Filings	1	1	100% ▲
AMERISURE INSURANCE	MOPs Filed	Timely MOPs	Compliance	NOCs Filed	Timely NOCs	Compliance
CA013 AMERISURE INSURANCE	*	*	*	*	*	*
AMERISURE MUTUAL INSURANCE	*	*	*	*	*	*
Total	*	*	*	*	*	*
AMERISURE INSURANCE TPA Administered Claims						
CA280 TRISTAR RISK ENTERPRISE MANAGEMENT	No Filings	No Filings	No Filings	No Filings	No Filings	No Filings
TPA Total	No Filings	No Filings	No Filings	No Filings	No Filings	No Filings
AMERISURE INSURANCE Group Total	No Filings	No Filings	No Filings	No Filings	No Filings	No Filings
AMTRUST INSURANCE	MOPs Filed	Timely MOPs	Compliance	NOCs Filed	Timely NOCs	Compliance
CA437 SECURITY NATIONAL INSURANCE	No Filings	No Filings	No Filings	No Filings	No Filings	No Filings
CA342 TECHNOLOGY INSURANCE	1	1	100%	No Filings	No Filings	No Filings
CA381 WESCO INSURANCE	7	6	86%	3	3	100%
Total	8	7	88% ▲	3	3	100% ▲
AMTRUST INSURANCE Group Total	8	7	88% ▲	3	3	100% ▲

Maine Workers' Compensation Board

Initial MOP Filing Benchmark: 85%

Initial Indemnity NOC Benchmark: 90%

* Indicates no claims activity

▲ Indicates benchmark met or exceeded

▼ Indicates benchmark not met

INSURANCE GROUP COMPLIANCE
Initial MOP and Initial Indemnity NOC Filings
Second Quarter
4/1/2018 - 6/30/2018

Insurance Company	Total Initial MOPs Filed	Initial MOPs Filed Timely	Compliance Percentage	Total Initial Indemnity NOCs Filed	Initial Indemnity NOCs Filed Timely	Compliance Percentage
ARCH INSURANCE	MOPs Filed	Timely MOPs	Compliance	NOCs Filed	Timely NOCs	Compliance
ARCH INSURANCE	*	*	*	*	*	*
Total	*	*	*	*	*	*
ARCH INSURANCE TPA Administered Claims						
CA040 BROADSPIRE SERVICES	2	1	50%	2	2	100%
CA160 ESIS	No Filings	No Filings	No Filings	1	0	0%
CA190 GALLAGHER BASSETT SERVICES	2	1	50%	4	4	100%
CA300 SEDGWICK CLAIMS MANAGEMENT SERVICES	1	1	100%	1	1	100%
CA340 YORK RISK SERVICES	No Filings	No Filings	No Filings	1	1	100%
TPA Total	5	3	60% ▼	9	8	89% ▼
ARCH INSURANCE Group Total	5	3	60% ▼	9	8	89% ▼
BATH IRON WORKS	MOPs Filed	Timely MOPs	Compliance	NOCs Filed	Timely NOCs	Compliance
CA036 BATH IRON WORKS	12	12	100%	8	8	100%
Total	12	12	100% ▲	8	8	100% ▲
BATH IRON WORKS Group Total	12	12	100% ▲	8	8	100% ▲
BENCHMARK INSURANCE	MOPs Filed	Timely MOPs	Compliance	NOCs Filed	Timely NOCs	Compliance
BENCHMARK INSURANCE	*	*	*	*	*	*
Total	*	*	*	*	*	*
BENCHMARK INSURANCE TPA Administered Claims						
CA040 BROADSPIRE SERVICES	No Filings	No Filings	No Filings	No Filings	No Filings	No Filings
TPA Total	No Filings	No Filings	No Filings	No Filings	No Filings	No Filings
BENCHMARK INSURANCE Group Total	No Filings	No Filings	No Filings	No Filings	No Filings	No Filings
BERKSHIRE HATHAWAY INSURANCE	MOPs Filed	Timely MOPs	Compliance	NOCs Filed	Timely NOCs	Compliance
CA114 BERKSHIRE HATHAWAY HOMESTATE INSURANCE	*	*	*	*	*	*
CA115 CONTINENTAL INDEMNITY	3	3	100%	No Filings	No Filings	No Filings
CA293 REDWOOD FIRE AND CASUALTY INSURANCE	2	0	0%	No Filings	No Filings	No Filings
Total	5	3	60% ▼	No Filings	No Filings	No Filings
BERKSHIRE HATHAWAY INSURANCE Group Total	5	3	60% ▼	No Filings	No Filings	No Filings
BROADSPIRE SERVICES	MOPs Filed	Timely MOPs	Compliance	NOCs Filed	Timely NOCs	Compliance
CA040 BROADSPIRE SERVICES	5	4	80%	4	4	100%
Total	5	4	80% ▼	4	4	100% ▲
BROADSPIRE SERVICES Group Total	5	4	80% ▼	4	4	100% ▲
CANNON COCHRAN MANAGEMENT SERVICES	MOPs Filed	Timely MOPs	Compliance	NOCs Filed	Timely NOCs	Compliance
CA070 CANNON COCHRAN MANAGEMENT SERVICES	25	22	88%	13	13	100%
Total	25	22	88% ▲	13	13	100% ▲
CANNON COCHRAN MANAGEMENT SERVICES Group Total	25	22	88% ▲	13	13	100% ▲

Maine Workers' Compensation Board

Initial MOP Filing Benchmark: 85%

Initial Indemnity NOC Benchmark: 90%

* Indicates no claims activity

▲ Indicates benchmark met or exceeded

▼ Indicates benchmark not met

INSURANCE GROUP COMPLIANCE

Initial MOP and Initial Indemnity NOC Filings

Second Quarter

4/1/2018 - 6/30/2018

Insurance Company	Total Initial MOPs Filed	Initial MOPs Filed Timely	Compliance Percentage	Total Initial Indemnity NOCs Filed	Initial Indemnity NOCs Filed Timely	Compliance Percentage
CHESTERFIELD SERVICES	MOPs Filed	Timely MOPs	Compliance	NOCs Filed	Timely NOCs	Compliance
CA400 ZURICH AMERICAN INSURANCE	1	0	0%	No Filings	No Filings	No Filings
Total	1	0	0% ▼	No Filings	No Filings	No Filings
CHESTERFIELD SERVICES Group Total	1	0	0% ▼	No Filings	No Filings	No Filings
CHUBB INSURANCE	MOPs Filed	Timely MOPs	Compliance	NOCs Filed	Timely NOCs	Compliance
ACE AMERICAN INSURANCE COMPANY	*	*	*	*	*	*
CA046 CHUBB INSURANCE	*	*	*	*	*	*
CA090 FEDERAL INSURANCE	*	*	*	*	*	*
INDEMNITY INS CO OF NORTH AMERICA	*	*	*	*	*	*
PACIFIC INDEMNITY CO	*	*	*	*	*	*
Total	*	*	*	*	*	*
CHUBB INSURANCE TPA Administered Claims						
CA040 BROADSPIRE SERVICES	1	1	100%	1	1	100%
CA070 CANNON COCHRAN MANAGEMENT SERVICES	2	2	100%	1	1	100%
CA110 CONSTITUTION STATE SERVICES	7	7	100%	2	1	50%
CA116 CORVEL ENTERPRISE COMP	1	0	0%	No Filings	No Filings	No Filings
CA160 ESIS	3	3	100%	4	4	100%
CA190 GALLAGHER BASSETT SERVICES	11	11	100%	6	6	100%
CA204 HELMSMAN MANAGEMENT SERVICES	No Filings	No Filings	No Filings	No Filings	No Filings	No Filings
CA300 SEDGWICK CLAIMS MANAGEMENT SERVICES	16	16	100%	13	13	100%
CA340 YORK RISK SERVICES	2	0	0%	1	1	100%
TPA Total	43	40	93% ▲	28	27	96% ▲
CHUBB INSURANCE Group Total	43	40	93% ▲	28	27	96% ▲
CHURCH MUTUAL INSURANCE	MOPs Filed	Timely MOPs	Compliance	NOCs Filed	Timely NOCs	Compliance
CA084 CHURCH MUTUAL INSURANCE	1	1	100%	No Filings	No Filings	No Filings
Total	1	1	100% ▲	No Filings	No Filings	No Filings
CHURCH MUTUAL INSURANCE Group Total	1	1	100% ▲	No Filings	No Filings	No Filings
CIANBRO CORPORATION	MOPs Filed	Timely MOPs	Compliance	NOCs Filed	Timely NOCs	Compliance
CA085 CIANBRO CORPORATION	No Filings	No Filings	No Filings	No Filings	No Filings	No Filings
Total	No Filings	No Filings	No Filings	No Filings	No Filings	No Filings
CIANBRO CORPORATION Group Total	No Filings	No Filings	No Filings	No Filings	No Filings	No Filings
CLAIMS MANAGEMENT (WALMART)	MOPs Filed	Timely MOPs	Compliance	NOCs Filed	Timely NOCs	Compliance
CA100 CLAIMS MANAGEMENT (WALMART)	4	3	75%	15	13	87%
Total	4	3	75% ▼	15	13	87% ▼
CLAIMS MANAGEMENT (WALMART) Group Total	4	3	75% ▼	15	13	87% ▼

Maine Workers' Compensation Board

Initial MOP Filing Benchmark: 85%

Initial Indemnity NOC Benchmark: 90%

* Indicates no claims activity

▲ Indicates benchmark met or exceeded

▼ Indicates benchmark not met

INSURANCE GROUP COMPLIANCE
Initial MOP and Initial Indemnity NOC Filings
Second Quarter
4/1/2018 - 6/30/2018

Insurance Company	Total Initial MOPs Filed	Initial MOPs Filed Timely	Compliance Percentage	Total Initial Indemnity NOCs Filed	Initial Indemnity NOCs Filed Timely	Compliance Percentage
CNA INSURANCE	MOPs Filed	Timely MOPs	Compliance	NOCs Filed	Timely NOCs	Compliance
CA050 CONTINENTAL CASUALTY	1	1	100%	No Filings	No Filings	No Filings
CA271 NATIONAL FIRE INSURANCE	1	1	100%	No Filings	No Filings	No Filings
CA314 TRANSPORTATION INSURANCE	1	1	100%	No Filings	No Filings	No Filings
Total	3	3	100% ▲	No Filings	No Filings	No Filings
CNA INSURANCE Group Total	3	3	100% ▲	No Filings	No Filings	No Filings
CONSTITUTION STATE SERVICES	MOPs Filed	Timely MOPs	Compliance	NOCs Filed	Timely NOCs	Compliance
CA110 CONSTITUTION STATE SERVICES	7	7	100%	3	2	67%
Total	7	7	100% ▲	3	2	67% ▼
CONSTITUTION STATE SERVICES Group Total	7	7	100% ▲	3	2	67% ▼
CORVEL ENTERPRISE COMP	MOPs Filed	Timely MOPs	Compliance	NOCs Filed	Timely NOCs	Compliance
CA116 CORVEL ENTERPRISE COMP	4	1	25%	1	0	0%
Total	4	1	25% ▼	1	0	0% ▼
CORVEL ENTERPRISE COMP Group Total	4	1	25% ▼	1	0	0% ▼
COTTINGHAM & BUTLER CLAIMS SERVICES	MOPs Filed	Timely MOPs	Compliance	NOCs Filed	Timely NOCs	Compliance
CA117 COTTINGHAM & BUTLER CLAIMS SERVICES	1	0	0%	No Filings	No Filings	No Filings
Total	1	0	0% ▼	No Filings	No Filings	No Filings
COTTINGHAM & BUTLER CLAIMS SERVICES Group Total	1	0	0% ▼	No Filings	No Filings	No Filings
CROSS INSURANCE	MOPs Filed	Timely MOPs	Compliance	NOCs Filed	Timely NOCs	Compliance
CA093 CROSS INSURANCE	32	30	94%	53	53	100%
Total	32	30	94% ▲	53	53	100% ▲
CROSS INSURANCE Group Total	32	30	94% ▲	53	53	100% ▲
EASTERN ALLIANCE INSURANCE	MOPs Filed	Timely MOPs	Compliance	NOCs Filed	Timely NOCs	Compliance
CA141 EASTERN ALLIANCE INSURANCE	11	10	91%	1	1	100%
Total	11	10	91% ▲	1	1	100% ▲
EASTERN ALLIANCE INSURANCE Group Total	11	10	91% ▲	1	1	100% ▲
ELECTRIC INSURANCE	MOPs Filed	Timely MOPs	Compliance	NOCs Filed	Timely NOCs	Compliance
CA150 ELECTRIC INSURANCE	*	*	*	*	*	*
Total	*	*	*	*	*	*
ELECTRIC INSURANCE TPA Administered Claims						
CA300 SEDGWICK CLAIMS MANAGEMENT SERVICES	3	3	100%	1	1	100%
TPA Total	3	3	100% ▲	1	1	100% ▲
ELECTRIC INSURANCE Group Total	3	3	100% ▲	1	1	100% ▲

Maine Workers' Compensation Board

Initial MOP Filing Benchmark: 85%

Initial Indemnity NOC Benchmark: 90%

* Indicates no claims activity

▲ Indicates benchmark met or exceeded

▼ Indicates benchmark not met

INSURANCE GROUP COMPLIANCE

Initial MOP and Initial Indemnity NOC Filings

Second Quarter

4/1/2018 - 6/30/2018

Insurance Company	Total Initial MOPs Filed	Initial MOPs Filed Timely	Compliance Percentage	Total Initial Indemnity NOCs Filed	Initial Indemnity NOCs Filed Timely	Compliance Percentage
ESIS	MOPs Filed	Timely MOPs	Compliance	NOCs Filed	Timely NOCs	Compliance
CA160 ESIS	6	4	67%	8	6	75%
Total	6	4	67% ▼	8	6	75% ▼
ESIS Group Total	6	4	67% ▼	8	6	75% ▼
EVEREST REINS HOLDINGS GROUP	MOPs Filed	Timely MOPs	Compliance	NOCs Filed	Timely NOCs	Compliance
EVEREST REINS HOLDINGS	*	*	*	*	*	*
Total	*	*	*	*	*	*
EVEREST REINS HOLDINGS GROUP TPA Administered Claims						
CA300 SEDGWICK CLAIMS MANAGEMENT SERVICES	No Filings	No Filings	No Filings	No Filings	No Filings	No Filings
TPA Total	No Filings	No Filings	No Filings	No Filings	No Filings	No Filings
EVEREST REINS HOLDINGS GROUP Group Total	No Filings	No Filings	No Filings	No Filings	No Filings	No Filings
FEDERATED MUTUAL INSURANCE	MOPs Filed	Timely MOPs	Compliance	NOCs Filed	Timely NOCs	Compliance
CA091 FEDERATED MUTUAL INSURANCE	4	2	50%	No Filings	No Filings	No Filings
CA092 FEDERATED SERVICE INSURANCE	*	*	*	*	*	*
Total	4	2	50% ▼	No Filings	No Filings	No Filings
FEDERATED MUTUAL INSURANCE Group Total	4	2	50% ▼	No Filings	No Filings	No Filings
FUTURECOMP	MOPs Filed	Timely MOPs	Compliance	NOCs Filed	Timely NOCs	Compliance
CA175 FUTURECOMP	8	7	88%	5	4	80%
Total	8	7	88% ▲	5	4	80% ▼
FUTURECOMP Group Total	8	7	88% ▲	5	4	80% ▼
GALLAGHER BASSETT SERVICES	MOPs Filed	Timely MOPs	Compliance	NOCs Filed	Timely NOCs	Compliance
CA190 GALLAGHER BASSETT SERVICES	38	34	89%	15	14	93%
Total	38	34	89% ▲	15	14	93% ▲
GALLAGHER BASSETT SERVICES Group Total	38	34	89% ▲	15	14	93% ▲
GREAT FALLS INSURANCE	MOPs Filed	Timely MOPs	Compliance	NOCs Filed	Timely NOCs	Compliance
GREAT FALLS INSURANCE	*	*	*	*	*	*
Total	*	*	*	*	*	*
GREAT FALLS INSURANCE TPA Administered Claims						
CA070 CANNON COCHRAN MANAGEMENT SERVICES	7	5	71%	6	6	100%
TPA Total	7	5	71% ▼	6	6	100% ▲
GREAT FALLS INSURANCE Group Total	7	5	71% ▼	6	6	100% ▲

Maine Workers' Compensation Board

Initial MOP Filing Benchmark: 85%

Initial Indemnity NOC Benchmark: 90%

* Indicates no claims activity

▲ Indicates benchmark met or exceeded

▼ Indicates benchmark not met

INSURANCE GROUP COMPLIANCE
Initial MOP and Initial Indemnity NOC Filings
Second Quarter
4/1/2018 - 6/30/2018

Insurance Company	Total Initial MOPs Filed	Initial MOPs Filed Timely	Compliance Percentage		Total Initial Indemnity NOCs Filed	Initial Indemnity NOCs Filed Timely	Compliance Percentage	
GUARD INSURANCE	MOPs Filed	Timely MOPs	Compliance		NOCs Filed	Timely NOCs	Compliance	
CA019 AMGUARD INSURANCE	3	3	100%		No Filings	No Filings	No Filings	
CA140 EASTGUARD INSURANCE	2	2	100%		No Filings	No Filings	No Filings	
CA272 NORGUARD INSURANCE	*	*	*		*	*	*	
Total	5	5	100%	▲	No Filings	No Filings	No Filings	
GUARD INSURANCE Group Total	5	5	100%	▲	No Filings	No Filings	No Filings	
HANNAFORD BROTHERS	MOPs Filed	Timely MOPs	Compliance		NOCs Filed	Timely NOCs	Compliance	
CA201 HANNAFORD BROTHERS	36	18	50%		8	5	63%	
Total	36	18	50%	▼	8	5	63%	▼
HANNAFORD BROTHERS Group Total	36	18	50%	▼	8	5	63%	▼
HANNOVER INSURANCE	MOPs Filed	Timely MOPs	Compliance		NOCs Filed	Timely NOCs	Compliance	
HANNOVER INSURANCE	*	*	*		*	*	*	
Total	*	*	*		*	*	*	
HANNOVER INSURANCE TPA Administered Claims								
CA340 YORK RISK SERVICES	1	1	100%		No Filings	No Filings	No Filings	
TPA Total	1	1	100%	▲	No Filings	No Filings	No Filings	
HANNOVER INSURANCE Group Total	1	1	100%	▲	No Filings	No Filings	No Filings	
HANOVER INSURANCE	MOPs Filed	Timely MOPs	Compliance		NOCs Filed	Timely NOCs	Compliance	
CA428 ALLMERICA FINANCIAL BENEFIT INSURANCE	No Filings	No Filings	No Filings		1	0	0%	
CA048 CITIZENS INSURANCE COMPANY OF AMERICA	No Filings	No Filings	No Filings		1	1	100%	
CA429 HANOVER AMERICAN INSURANCE	1	1	100%		No Filings	No Filings	No Filings	
CA202 HANOVER INSURANCE	1	1	100%		No Filings	No Filings	No Filings	
CA228 MASSACHUSETTS BAY INSURANCE	No Filings	No Filings	No Filings		No Filings	No Filings	No Filings	
Total	2	2	100%	▲	2	1	50%	▼
HANOVER INSURANCE Group Total	2	2	100%	▲	2	1	50%	▼

INSURANCE GROUP COMPLIANCE
Initial MOP and Initial Indemnity NOC Filings
Second Quarter
4/1/2018 - 6/30/2018

Insurance Company	Total Initial MOPs Filed	Initial MOPs Filed Timely	Compliance Percentage	Total Initial Indemnity NOCs Filed	Initial Indemnity NOCs Filed Timely	Compliance Percentage
HARTFORD INSURANCE	MOPs Filed	Timely MOPs	Compliance	NOCs Filed	Timely NOCs	Compliance
CA188 HARTFORD ACCIDENT & INDEMNITY	No Filings	No Filings	No Filings	No Filings	No Filings	No Filings
CA185 HARTFORD CASUALTY INSURANCE	2	2	100%	2	2	100%
CA203 HARTFORD FIRE INSURANCE	No Filings	No Filings	No Filings	No Filings	No Filings	No Filings
CA186 HARTFORD INSURANCE COMPANY OF THE MIDWEST	No Filings	No Filings	No Filings	1	0	0%
CA187 HARTFORD UNDERWRITERS INSURANCE	4	3	75%	1	0	0%
CA288 PROPERTY & CASUALTY INSURANCE COMPANY OF HARTFORD	5	5	100%	3	3	100%
CA296 SENTINEL INSURANCE	*	*	*	*	*	*
CA319 TRUMBULL INSURANCE	2	2	100%	7	6	86%
CA321 TWIN CITY FIRE INSURANCE	No Filings	No Filings	No Filings	No Filings	No Filings	No Filings
Total	13	12	92% ▲	14	11	79% ▼
HARTFORD INSURANCE TPA Administered Claims						
CA070 CANNON COCHRAN MANAGEMENT SERVICES	No Filings	No Filings	No Filings	No Filings	No Filings	No Filings
CA116 CORVEL ENTERPRISE COMP	No Filings	No Filings	No Filings	No Filings	No Filings	No Filings
CA300 SEDGWICK CLAIMS MANAGEMENT SERVICES	1	1	100%	No Filings	No Filings	No Filings
TPA Total	1	1	100% ▲	No Filings	No Filings	No Filings
HARTFORD INSURANCE Group Total	14	13	93% ▲	14	11	79% ▼
HELMSMAN MANAGEMENT SERVICES	MOPs Filed	Timely MOPs	Compliance	NOCs Filed	Timely NOCs	Compliance
CA204 HELMSMAN MANAGEMENT SERVICES	4	3	75%	3	2	67%
Total	4	3	75% ▼	3	2	67% ▼
HELMSMAN MANAGEMENT SERVICES Group Total	4	3	75% ▼	3	2	67% ▼
LIBERTY MUTUAL INSURANCE	MOPs Filed	Timely MOPs	Compliance	NOCs Filed	Timely NOCs	Compliance
CA003 AMERICAN FIRE & CASUALTY INSURANCE	3	2	67%	1	1	100%
CA380 EMPLOYERS INSURANCE OF WAUSAU	No Filings	No Filings	No Filings	No Filings	No Filings	No Filings
CA162 EXCELSIOR INSURANCE	*	*	*	*	*	*
CA210 LIBERTY MUTUAL INSURANCE	15	14	93%	14	14	100%
CA406 OHIO CASUALTY INSURANCE	1	1	100%	1	1	100%
CA407 OHIO SECURITY INSURANCE	3	3	100%	2	2	100%
CA283 PEERLESS INDEMNITY INSURANCE	*	*	*	*	*	*
CA275 PEERLESS INSURANCE	1	1	100%	No Filings	No Filings	No Filings
CA309 THE NETHERLANDS INSURANCE	No Filings	No Filings	No Filings	1	1	100%
CA408 WEST AMERICAN INSURANCE	1	1	100%	No Filings	No Filings	No Filings
Total	24	22	92% ▲	19	19	100% ▲
LIBERTY MUTUAL INSURANCE Group Total	24	22	92% ▲	19	19	100% ▲

Maine Workers' Compensation Board

Initial MOP Filing Benchmark: 85%

Initial Indemnity NOC Benchmark: 90%

* Indicates no claims activity

▲ Indicates benchmark met or exceeded

▼ Indicates benchmark not met

INSURANCE GROUP COMPLIANCE
Initial MOP and Initial Indemnity NOC Filings
Second Quarter
4/1/2018 - 6/30/2018

Insurance Company	Total Initial MOPs Filed	Initial MOPs Filed Timely	Compliance Percentage	Total Initial Indemnity NOCs Filed	Initial Indemnity NOCs Filed Timely	Compliance Percentage
MAINE AUTOMOBILE DEALERS ASSOCIATION	MOPs Filed	Timely MOPs	Compliance	NOCs Filed	Timely NOCs	Compliance
CA220 MAINE AUTOMOBILE DEALERS ASSOCIATION	9	9	100%	1	1	100%
Total	9	9	100% ▲	1	1	100% ▲
MAINE AUTOMOBILE DEALERS ASSOCIATION Group Total	9	9	100% ▲	1	1	100% ▲
MAINE EMPLOYERS' MUTUAL INSURANCE	MOPs Filed	Timely MOPs	Compliance	NOCs Filed	Timely NOCs	Compliance
CA260 MAINE EMPLOYERS' MUTUAL INSURANCE	307	278	91%	236	225	95%
Total	307	278	91% ▲	236	225	95% ▲
MAINE EMPLOYERS' MUTUAL INSURANCE Group Total	307	278	91% ▲	236	225	95% ▲
MAINE HEALTHCARE ASSOCIATION	MOPs Filed	Timely MOPs	Compliance	NOCs Filed	Timely NOCs	Compliance
CA234 MAINE HEALTHCARE ASSOCIATION	3	1	33%	6	6	100%
Total	3	1	33% ▼	6	6	100% ▲
MAINE HEALTHCARE ASSOCIATION Group Total	3	1	33% ▼	6	6	100% ▲
MAINE MOTOR TRANSPORT ASSOCIATION	MOPs Filed	Timely MOPs	Compliance	NOCs Filed	Timely NOCs	Compliance
CA230 MAINE MOTOR TRANSPORT ASSOCIATION	9	8	89%	5	5	100%
Total	9	8	89% ▲	5	5	100% ▲
MAINE MOTOR TRANSPORT ASSOCIATION Group Total	9	8	89% ▲	5	5	100% ▲
MAINE MUNICIPAL ASSOCIATION	MOPs Filed	Timely MOPs	Compliance	NOCs Filed	Timely NOCs	Compliance
CA225 MAINE MUNICIPAL ASSOCIATION	57	54	95%	49	49	100%
Total	57	54	95% ▲	49	49	100% ▲
MAINE MUNICIPAL ASSOCIATION Group Total	57	54	95% ▲	49	49	100% ▲
MAINE SCHOOL MANAGEMENT ASSOCIATION	MOPs Filed	Timely MOPs	Compliance	NOCs Filed	Timely NOCs	Compliance
CA250 MAINE SCHOOL MANAGEMENT ASSOCIATION	19	19	100%	13	12	92%
Total	19	19	100% ▲	13	12	92% ▲
MAINE SCHOOL MANAGEMENT ASSOCIATION Group Total	19	19	100% ▲	13	12	92% ▲
MEADOWBROOK INSURANCE	MOPs Filed	Timely MOPs	Compliance	NOCs Filed	Timely NOCs	Compliance
CA255 MEADOWBROOK INSURANCE	1	1	100%	No Filings	No Filings	No Filings
Total	1	1	100% ▲	No Filings	No Filings	No Filings
MEADOWBROOK INSURANCE Group Total	1	1	100% ▲	No Filings	No Filings	No Filings
NATIONWIDE INSURANCE	MOPs Filed	Timely MOPs	Compliance	NOCs Filed	Timely NOCs	Compliance
CA289 NATIONAL CASUALTY	1	1	100%	No Filings	No Filings	No Filings
CA291 NATIONWIDE AGRIBUSINESS INSURANCE	*	*	*	*	*	*
Total	1	1	100% ▲	No Filings	No Filings	No Filings
NATIONWIDE INSURANCE Group Total	1	1	100% ▲	No Filings	No Filings	No Filings

INSURANCE GROUP COMPLIANCE
Initial MOP and Initial Indemnity NOC Filings
Second Quarter
4/1/2018 - 6/30/2018

Insurance Company	Total Initial MOPs Filed	Initial MOPs Filed Timely	Compliance Percentage	Total Initial Indemnity NOCs Filed	Initial Indemnity NOCs Filed Timely	Compliance Percentage
NEXT LEVEL ADMINISTRATORS, LLC CA433 NEXT LEVEL ADMINISTRATORS, LLC	MOPs Filed No Filings	Timely MOPs No Filings	Compliance No Filings	NOCs Filed No Filings	Timely NOCs No Filings	Compliance No Filings
Total	No Filings	No Filings	No Filings	No Filings	No Filings	No Filings
NEXT LEVEL ADMINISTRATORS, LLC Group Total	No Filings	No Filings	No Filings	No Filings	No Filings	No Filings
NGM INSURANCE CA265 NGM INSURANCE	MOPs Filed No Filings	Timely MOPs No Filings	Compliance No Filings	NOCs Filed No Filings	Timely NOCs No Filings	Compliance No Filings
Total	No Filings	No Filings	No Filings	No Filings	No Filings	No Filings
NGM INSURANCE Group Total	No Filings	No Filings	No Filings	No Filings	No Filings	No Filings
NORTH RIVER INSURANCE CA257 NORTH RIVER INSURANCE	MOPs Filed 1	Timely MOPs 0	Compliance 0%	NOCs Filed No Filings	Timely NOCs No Filings	Compliance No Filings
Total	1	0	0% ▼	No Filings	No Filings	No Filings
NORTH RIVER INSURANCE Group Total	1	0	0% ▼	No Filings	No Filings	No Filings
OLD REPUBLIC INSURANCE OLD REPUBLIC GENERAL INSURANCE CORP. OLD REPUBLIC INSURANCE	MOPs Filed * *	Timely MOPs * *	Compliance * *	NOCs Filed * *	Timely NOCs * *	Compliance * *
Total	*	*	*	*	*	*
OLD REPUBLIC INSURANCE TPA Administered Claims CA070 CANNON COCHRAN MANAGEMENT SERVICES CA110 CONSTITUTION STATE SERVICES CA190 GALLAGHER BASSETT SERVICES CA300 SEDGWICK CLAIMS MANAGEMENT SERVICES	1 No Filings 2 1	1 No Filings 2 1	100% No Filings 100% 100%	No Filings 1 No Filings 1	No Filings 1 No Filings 1	No Filings 100% No Filings 100%
TPA Total	4	4	100% ▲	2	2	100% ▲
OLD REPUBLIC INSURANCE Group Total	4	4	100% ▲	2	2	100% ▲
PENNSYLVANIA MFG ASSN MANUFACTURERS ALLIANCE INSURANCE PENNSYLVANIA MFG ASSN PENNSYLVANIA MFG INDEMNITY CO	MOPs Filed * * *	Timely MOPs * * *	Compliance * * *	NOCs Filed * * *	Timely NOCs * * *	Compliance * * *
Total	*	*	*	*	*	*
PENNSYLVANIA MFG ASSN TPA Administered Claims CA190 GALLAGHER BASSETT SERVICES	2	1	50%	1	0	0%
TPA Total	2	1	50% ▼	1	0	0% ▼
PENNSYLVANIA MFG ASSN Group Total	2	1	50% ▼	1	0	0% ▼

INSURANCE GROUP COMPLIANCE
Initial MOP and Initial Indemnity NOC Filings
Second Quarter
4/1/2018 - 6/30/2018

Insurance Company	Total Initial MOPs Filed	Initial MOPs Filed Timely	Compliance Percentage	Total Initial Indemnity NOCs Filed	Initial Indemnity NOCs Filed Timely	Compliance Percentage
QBE INSURANCE GROUP QBE INSURANCE GROUP	MOPs Filed *	Timely MOPs *	Compliance *	NOCs Filed *	Timely NOCs *	Compliance *
Total	*	*	*	*	*	*
QBE INSURANCE GROUP TPA Administered Claims CA300 SEDGWICK CLAIMS MANAGEMENT SERVICES	2	2	100%	2	1	50%
TPA Total	2	2	100% ▲	2	1	50% ▼
QBE INSURANCE GROUP Group Total	2	2	100% ▲	2	1	50% ▼
SAFETY NATIONAL CASUALTY CORP SAFETY NATIONAL CASUALTY CORP	MOPs Filed *	Timely MOPs *	Compliance *	NOCs Filed *	Timely NOCs *	Compliance *
Total	*	*	*	*	*	*
SAFETY NATIONAL CASUALTY CORP TPA Administered Claims CA040 BROADSPIRE SERVICES CA070 CANNON COCHRAN MANAGEMENT SERVICES CA116 CORVEL ENTERPRISE COMP CA190 GALLAGHER BASSETT SERVICES CA300 SEDGWICK CLAIMS MANAGEMENT SERVICES	1 No Filings 1 2 2	1 No Filings 0 1 2	100% No Filings 0% 50% 100%	1 1 No Filings No Filings 2	1 1 No Filings No Filings 2	100% 100% No Filings No Filings 100%
TPA Total	6	4	67% ▼	4	4	100% ▲
SAFETY NATIONAL CASUALTY CORP Group Total	6	4	67% ▼	4	4	100% ▲
SEDGWICK CLAIMS MANAGEMENT SERVICES CA300 SEDGWICK CLAIMS MANAGEMENT SERVICES	MOPs Filed 41	Timely MOPs 40	Compliance 98%	NOCs Filed 34	Timely NOCs 33	Compliance 97%
Total	41	40	98% ▲	34	33	97% ▲
SEDGWICK CLAIMS MANAGEMENT SERVICES Group Total	41	40	98% ▲	34	33	97% ▲
SENTRY INSURANCE CA402 SENTRY CASUALTY CA305 SENTRY INSURANCE CA308 SENTRY SELECT INSURANCE	MOPs Filed 3 2 *	Timely MOPs 3 2 *	Compliance 100% 100% *	NOCs Filed No Filings 1 *	Timely NOCs No Filings 1 *	Compliance No Filings 100% *
Total	5	5	100% ▲	1	1	100% ▲
SENTRY INSURANCE Group Total	5	5	100% ▲	1	1	100% ▲
STARR INDEMNITY INSURANCE STARR INDEMNITY INSURANCE	MOPs Filed *	Timely MOPs *	Compliance *	NOCs Filed *	Timely NOCs *	Compliance *
Total	*	*	*	*	*	*
STARR INDEMNITY INSURANCE TPA Administered Claims CA190 GALLAGHER BASSETT SERVICES CA300 SEDGWICK CLAIMS MANAGEMENT SERVICES	3 2	3 2	100% 100%	No Filings No Filings	No Filings No Filings	No Filings No Filings
TPA Total	5	5	100% ▲	No Filings	No Filings	No Filings
STARR INDEMNITY INSURANCE Group Total	5	5	100% ▲	No Filings	No Filings	No Filings

Maine Workers' Compensation Board
Initial MOP Filing Benchmark: 85%
Initial Indemnity NOC Benchmark: 90%

* Indicates no claims activity
▲ Indicates benchmark met or exceeded
▼ Indicates benchmark not met

INSURANCE GROUP COMPLIANCE
Initial MOP and Initial Indemnity NOC Filings
Second Quarter
4/1/2018 - 6/30/2018

Insurance Company	Total Initial MOPs Filed	Initial MOPs Filed Timely	Compliance Percentage	Total Initial Indemnity NOCs Filed	Initial Indemnity NOCs Filed Timely	Compliance Percentage
STATE OF MAINE WORKERS' COMPENSATION TRUST	MOPs Filed	Timely MOPs	Compliance	NOCs Filed	Timely NOCs	Compliance
CA307 STATE OF MAINE WORKERS' COMPENSATION TRUST	41	39	95%	43	41	95%
Total	41	39	95% ▲	43	41	95% ▲
STATE OF MAINE WORKERS' COMPENSATION TRUST Group Total	41	39	95% ▲	43	41	95% ▲
SYNERNET	MOPs Filed	Timely MOPs	Compliance	NOCs Filed	Timely NOCs	Compliance
CA320 SYNERNET	18	16	89%	40	39	98%
Total	18	16	89% ▲	40	39	98% ▲
SYNERNET Group Total	18	16	89% ▲	40	39	98% ▲
THE AMERICAN EQUITY UNDERWRITERS	MOPs Filed	Timely MOPs	Compliance	NOCs Filed	Timely NOCs	Compliance
CA323 THE AMERICAN EQUITY UNDERWRITERS	No Filings	No Filings	No Filings	No Filings	No Filings	No Filings
Total	No Filings	No Filings	No Filings	No Filings	No Filings	No Filings
THE AMERICAN EQUITY UNDERWRITERS Group Total	No Filings	No Filings	No Filings	No Filings	No Filings	No Filings
TRAVELERS INSURANCE	MOPs Filed	Timely MOPs	Compliance	NOCs Filed	Timely NOCs	Compliance
CA072 CHARTER OAK FIRE INSURANCE	15	7	47%	7	3	43%
CA306 STANDARD FIRE INSURANCE	4	1	25%	No Filings	No Filings	No Filings
CA347 TRAVELERS CASUALTY & SURETY	2	1	50%	No Filings	No Filings	No Filings
CA348 TRAVELERS CASUALTY INSURANCE COMPANY OF AMERICA	1	0	0%	No Filings	No Filings	No Filings
CA349 TRAVELERS COMMERCIAL CASUALTY	1	1	100%	1	1	100%
CA346 TRAVELERS INDEMNITY COMPANY OF AMERICA	2	1	50%	No Filings	No Filings	No Filings
CA345 TRAVELERS PROPERTY CASUALTY INSURANCE	1	1	100%	No Filings	No Filings	No Filings
Total	26	12	46% ▼	8	4	50% ▼
TRAVELERS INSURANCE TPA Administered Claims						
CA117 COTTINGHAM & BUTLER CLAIMS SERVICES	1	0	0%	No Filings	No Filings	No Filings
CA190 GALLAGHER BASSETT SERVICES	No Filings	No Filings	No Filings	No Filings	No Filings	No Filings
CA204 HELMSMAN MANAGEMENT SERVICES	No Filings	No Filings	No Filings	No Filings	No Filings	No Filings
CA300 SEDGWICK CLAIMS MANAGEMENT SERVICES	No Filings	No Filings	No Filings	1	1	100%
TPA Total	1	0	0% ▼	1	1	100% ▲
TRAVELERS INSURANCE Group Total	27	12	44% ▼	9	5	56% ▼
TRISTAR RISK ENTERPRISE MANAGEMENT	MOPs Filed	Timely MOPs	Compliance	NOCs Filed	Timely NOCs	Compliance
CA280 TRISTAR RISK ENTERPRISE MANAGEMENT	No Filings	No Filings	No Filings	No Filings	No Filings	No Filings
Total	No Filings	No Filings	No Filings	No Filings	No Filings	No Filings
TRISTAR RISK ENTERPRISE MANAGEMENT Group Total	No Filings	No Filings	No Filings	No Filings	No Filings	No Filings

INSURANCE GROUP COMPLIANCE
Initial MOP and Initial Indemnity NOC Filings
Second Quarter
4/1/2018 - 6/30/2018

Insurance Company	Total Initial MOPs Filed	Initial MOPs Filed Timely	Compliance Percentage	Total Initial Indemnity NOCs Filed	Initial Indemnity NOCs Filed Timely	Compliance Percentage
XL INSURANCE	MOPs Filed	Timely MOPs	Compliance	NOCs Filed	Timely NOCs	Compliance
CA384 XL INSURANCE	*	*	*	*	*	*
Total	*	*	*	*	*	*
XL INSURANCE TPA Administered Claims						
CA040 BROADSPIRE SERVICES	No Filings	No Filings	No Filings	No Filings	No Filings	No Filings
CA116 CORVEL ENTERPRISE COMP	2	1	50%	1	0	0%
CA160 ESIS	1	0	0%	No Filings	No Filings	No Filings
CA190 GALLAGHER BASSETT SERVICES	6	6	100%	No Filings	No Filings	No Filings
CA300 SEDGWICK CLAIMS MANAGEMENT SERVICES	3	3	100%	No Filings	No Filings	No Filings
TPA Total	12	10	83% ▼	1	0	0% ▼
XL INSURANCE Group Total	12	10	83% ▼	1	0	0% ▼
YORK RISK SERVICES	MOPs Filed	Timely MOPs	Compliance	NOCs Filed	Timely NOCs	Compliance
CA340 YORK RISK SERVICES	3	1	33%	2	2	100%
Total	3	1	33% ▼	2	2	100% ▲
YORK RISK SERVICES Group Total	3	1	33% ▼	2	2	100% ▲
ZURICH INSURANCE	MOPs Filed	Timely MOPs	Compliance	NOCs Filed	Timely NOCs	Compliance
CA021 AMERICAN GUARANTEE & LIABILITY	*	*	*	*	*	*
CA022 AMERICAN ZURICH	No Filings	No Filings	No Filings	2	2	100%
CA400 ZURICH AMERICAN INSURANCE	1	1	100%	2	2	100%
CA404 ZURICH AMERICAN INSURANCE COMPANY OF ILLINOIS	1	1	100%	No Filings	No Filings	No Filings
Total	2	2	100% ▲	4	4	100% ▲
ZURICH INSURANCE TPA Administered Claims						
CA040 BROADSPIRE SERVICES	1	1	100%	No Filings	No Filings	No Filings
CA160 ESIS	1	0	0%	1	1	100%
CA190 GALLAGHER BASSETT SERVICES	6	5	83%	2	2	100%
CA300 SEDGWICK CLAIMS MANAGEMENT SERVICES	5	5	100%	1	1	100%
TPA Total	13	11	85% ▲	4	4	100% ▲
ZURICH INSURANCE Group Total	15	13	87% ▲	8	8	100% ▲

Maine Workers' Compensation Board

Initial MOP Filing Benchmark: 85%

Initial Indemnity NOC Benchmark: 90%

* Indicates no claims activity

▲ Indicates benchmark met or exceeded

▼ Indicates benchmark not met