

9-26-2002

2001 Wood Processor Report, Including Import and Export Information

Maine Forest Service
Forest Policy and Management Division

Follow this and additional works at: http://digitalmaine.com/for_docs

Recommended Citation

Maine Forest Service, "2001 Wood Processor Report, Including Import and Export Information" (2002). *Forest Service Documents*. 90. http://digitalmaine.com/for_docs/90

This Text is brought to you for free and open access by the Agriculture, Conservation and Forestry at Maine State Documents. It has been accepted for inclusion in Forest Service Documents by an authorized administrator of Maine State Documents. For more information, please contact statedocs@maine.gov.

2001 Wood Processor Report

Including Import and Export Information

Compiled from 2001 Wood processor Reports,
pursuant to 12 MRSA c 805, sub-c 5

Published September 26, 2002



Department of Conservation
Maine Forest Service
Forest Policy and Management Division
#22 SHS, Augusta, Maine 04333
(207)287-2791 or 1-800-367-0223
www.maineforestservice.org

We help you make informed decisions about Maine's Forests

Printed under appropriation 010-04A-5115-512

What is the purpose of the Wood Processor Report?

Each year, the Maine Forest Service collects information from Maine primary wood processors regarding the volume of wood processed in Maine. Information is also collected for volumes imported into Maine or exported from Maine.

This report summarizes, for 2001, the volume of wood that was harvested in Maine, processed by Maine mills, and imported into or exported from Maine.

Wood flow data is summarized for sawlogs, pulpwood, biomass chips, and imports and exports.

How was this information collected?

In 2001, the Maine Forest Service received wood processor reports from 202 primary processing mills (sawmills, pulp and paper mills), 88 portable sawmills, 63 loggers and brokers who may have exported wood, and from 20 mills that burn some form of wood for energy. Volume information contained in these individual reports is confidential and by law shall not be made public, except that summary reports may be published using aggregated data which does not reveal the activities of an individual person or firm (12 MRSA chapter 805, subchapter 5 "Forest Landowner and Wood Processor Reporting Requirements").

Interpreting Harvest, Export, Import, and Processed by the Maine Forest Products Industry

Maine wood processed

wood that is harvested in Maine and used by a Maine primary processing facility.

Exported from Maine without processing

wood that is harvested in Maine and exported out of state without processing by a Maine mill.

Imported from out of state

wood that is imported from out of state (not harvested in Maine) and processed by a Maine mill.

Total processed by Maine Forest Products Industry

total volume of wood processed in Maine, regardless of origin.

Definitions and Notes

1. Biomass Chips:

produced in the woods by chipping the entire tree, including branches and tops. Usually used as energy fuel, they may also be suitable for sludge composting, playground padding, and mulch.

2. Bole/Stem Chips:

produced in the woods by chipping the lower portion of the tree. These chips are not free of bark, but are suitable for use in pulp mills.

3. Cords (cds):

a stack of fuel wood, pulpwood, or other material that measures 4 x 4 x 8 feet, or 128 cubic feet.

4. Hog Fuel:

any woody residue produced in the woods or mills, such as sawdust, bark or shavings, and used as energy fuel.

5. Pulpwood:

roundwood that is used for the production of wood pulp. Generally sold as tree length, 16', 8' or 4' lengths.

6. Sawlogs:

a log that meets minimum standards of diameter, length, and defect, intended for sawing into boards or lumber. Includes sawlogs, studwood, pallet logs, boltwood, and veneer logs.

7. Sawmill residues:

clean, pulp-quality chips made from slabs and edgings at sawmills. Used by pulp and paper mills to produce wood pulp.

8. Thousand Board Feet (MBF):

One thousand board feet. One board foot is the amount of wood contained in an unfinished board 1" thick, 12" long, and 12" wide.

Report Highlights

■ Maine's forest products industry consumed 6.3 million cord equivalents in 2001, down 8% from 2000 consumption. Seventy-nine percent of the supply (5.0 million cord equivalents) was harvested in Maine, while 21% (1.3 million cord equivalents) was imported from out of state.

■ Maine landowners harvested 6.35 million cord equivalents of wood in 2001, up 1.6% from 6.25 million in 2000. Twenty-two percent (1.4 million cord equivalents) of the 2001 harvest was exported out of state, up from 19% (1.16 million cord equivalents) in 2000.

■ Capacity reduction due to the closing in 2001 of two Maine stud mills, that consumed as much as 400,000 cord equivalents each year, is reflected in both reduced overall consumption by Maine producers, and a marked increase in the export of spruce/fir logs. Export of spruce/fir saw logs rose 44% from the previous year, from 312 million board feet to 448 million board feet.

■ Maine's pulp and paper producers processed 3.8 million cord equivalents of pulp wood, up 5% from 2000. Seventy-eight percent of the pulp wood originated from Maine's forests, 22% was imported from out of state.

■ The pulp and paper producers also processed 1.4 million tons of sawmill residues.

SAWLOGS

2001 Wood flow in Maine as reported to the Maine Forest Service (Converted to MBF)

County	Spruce and Fir	White and Red Pine	Hemlock	Cedar	Other Softwood	Total Softwood	Beech	White Birch	Yellow Birch	Sugar Maple	Red Maple	Oak	Ash	Aspen	Other Hardwood	Total Hardwood	Total Sawlogs
ANDROSCOGGIN	106	6,951	1,108	65	0	8,230	171	229	4,686	9,348	160	154	79	18	96	14,941	23,171
AROOSTOOK	93,418	3,014	5,996	25,545	2,233	130,206	1,006	3,005	7,222	3,619	2,266	2,013	813	58,952	907	79,803	210,009
CUMBERLAND	222	20,918	2,754	683	0	24,577	301	2,717	225	134	140	543	95	12	138	4,305	28,882
FRANKLIN	8,041	12,342	867	74	7	21,331	1,342	4,325	1,302	1,997	1,629	646	624	19	218	12,102	33,433
HANCOCK	3,421	5,559	287	404	10	9,681	258	1,748	171	510	276	252	397	4,422	19	8,053	17,734
KENNEBEC	1,497	14,899	1,762	21	4	18,183	198	818	269	371	342	1,483	265	39	15	3,800	21,983
KNOX	92	3,137	288	7	0	3,524	61	278	42	37	114	263	47	57	0	899	4,423
LINCOLN	115	7,198	724	8	0	8,045	0	130	6	10	7	233	5	2	0	393	8,438
OXFORD	19,413	42,093	2,898	12	0	64,416	2,214	2,736	1,509	1,472	2,334	2,787	1,212	2	1,279	15,545	79,961
PENOBSCOT	46,504	23,480	9,768	8,091	186	88,029	2,854	3,740	1,485	2,614	2,822	265	795	14,604	9	29,188	117,217
PISCATAQUIS	56,172	8,391	2,743	172	734	68,212	2,036	2,949	2,645	5,928	3,496	132	1,291	10,251	7	28,735	96,947
SAGadahoc	37	1,600	148	10	0	1,795	7	20	5	3	14	33	2	6	3	93	1,888
SOMERSET	35,462	7,630	1,156	821	5	45,074	2,292	3,800	2,877	6,582	3,487	914	1,283	270	58	21,563	66,637
WALDO	1,446	7,021	576	535	4	9,582	73	1,018	288	228	100	426	42	42	1	2,218	11,800
WASHINGTON	21,841	5,897	3,539	515	1,040	32,832	27	471	27	97	48	5	17	5,594	0	6,286	39,118
YORK	14	20,216	1,323	0	1	21,554	22	41	56	11	24	139	19	19	1	332	21,886
Maine wood processed:	287,801	190,346	35,937	36,963	4,224	555,271	12,862	28,025	22,815	32,961	17,259	10,288	6,986	94,309	2,751	228,256	783,527
Exported from Maine without processing:	448,153	19,191	6,500	18,883	33	492,760	1,425	6,040	25,666	35,256	4,785	6,043	4,229	2,204	4,011	89,659	582,419
Total harvested from Maine forests:	735,954	209,537	42,437	55,846	4,257	1,048,031	14,287	34,065	48,481	68,217	22,044	16,331	11,215	96,513	6,762	317,915	1,365,946
Imported from out of state:	27,264	39,293	452	3,019	2,509	72,537	809	7,461	2,854	9,470	7,309	293	398	94,706	2,363	125,663	198,200
Total processed by Maine Forest Products Industry:	315,065	229,639	36,389	39,982	4,257	627,808	13,671	35,486	25,669	42,431	24,568	10,581	7,384	189,015	5,114	353,919	981,727

Notes:

1. Sawlogs include logs, veneer, boltwood, studwood, palletwood, etc. Cords converted to MBF @ 2 cords =1 MBF.
2. Other Softwood includes larch, pitch pine, and others.

PULPWOOD

2001 Wood flow in Maine as reported to the Maine Forest Service (Converted to Cords)

County	Spruce and Fir	White and Red Pine	Hemlock	Cedar	Other Softwood	Total Softwood	Aspen	Other Hardwood	Total Hardwood	Total Pulpwood
ANDROSCOGGIN	1,713	12,651	4,956	0	0	19,320	1,892	25,186	27,078	46,398
AROOSTOOK	70,889	3,147	18,086	0	1,528	93,650	3,650	294,165	297,815	391,465
CUMBERLAND	978	24,568	14,153	0	0	39,699	4,705	17,915	22,620	62,319
FRANKLIN	39,588	11,933	17,945	0	0	69,467	23,727	144,319	168,046	237,512
HANCOCK	42,417	5,108	5,019	0	8	52,552	6,032	83,391	89,423	141,975
KENNEBEC	7,866	19,368	11,322	0	0	38,556	8,490	43,558	52,048	90,604
KNOX	10,255	2,579	1,129	0	0	13,963	1,386	7,891	9,277	23,240
LINCOLN	7,484	9,406	1,661	0	0	18,551	2,087	5,791	7,878	26,429
OXFORD	43,297	35,704	40,040	0	0	119,041	24,914	156,132	181,046	300,087
PENOBSCOT	137,181	12,771	101,595	0	10,233	261,779	17,292	321,013	338,306	600,085
PISCATAQUIS	58,881	5,579	9,695	0	10	74,164	14,964	258,951	273,915	348,080
SAGadahoc	1,160	3,957	592	0	0	5,709	687	2,014	2,701	8,410
SOMERSET	68,850	13,125	31,157	0	0	113,132	38,222	269,483	307,705	420,838
WALDO	22,745	6,774	3,866	0	0	33,385	7,626	22,377	30,003	63,388
WASHINGTON	40,749	5,626	8,502	0	0	54,877	1,781	133,219	134,999	189,876
YORK	36	21,905	4,633	0	0	26,574	930	11,469	12,399	38,973
Maine wood processed:	554,089	194,201	274,350	0	11,779	1,034,419	158,385	1,796,875	1,955,261	2,989,680
Exported from Maine without processing:	92,077	1,573	4,059	0	11,466	109,175	4,174	81,821	85,995	195,170
Total harvested from Maine forests:	646,167	195,774	278,409	0	23,245	1,143,595	162,559	1,878,696	2,041,255	3,184,850
Imported from out of state:	187,860	103,238	55,814	0	2,534	349,446	119,925	362,285	482,210	831,656
Total processed by Maine Forest Products Industry:	741,949	297,440	330,164	0	14,313	1,383,866	278,310	2,159,160	2,437,470	3,821,336

SAWMILL RESIDUE
Green Tons
21,446
102,270
24,080
80,831
10,360
12,576
0
8,910
118,051
278,127
50,368
51
100,742
42,653
3,315
56,265
910,045
75,912
985,957
469,297
1,379,342

Sawmill residues are clean, pulp-quality wood chips made from slabs and edgings at sawmills. The volume is reported here as an additional input to the pulp and paper mills. Sawmill residues are a by-product of the sawing process, and are not included as additional harvest volumes from Maine's forests.

Pulpwood Notes:

1. Other Softwood is comprised of bole chips of which specific species information was not collected.
2. Aspen volumes are based upon pure loads.
3. Other Hardwood is comprised of all hardwood species except aspen sold in pure loads.

2001 Wood Flow in Maine as reported to the Maine Forest Service (in Green Tons)

County	BIOMASS CHIPS	Further utilization of wood already tallied.
		HOG FUEL
ANDROSCOGGIN	13,998	25,594
AROOSTOOK	164,787	562,364
CUMBERLAND	74,138	12,991
FRANKLIN	28,365	42,679
HANCOCK	21,396	279
KENNEBEC	22,367	35,093
KNOX	10,929	282
LINCOLN	17,950	31
OXFORD	46,578	77,128
PENOBSCOT	207,094	240,942
PISCATAQUIS	151,350	71,304
SAGADAHOC	7,467	1,210
SOMERSET	122,308	71,436
WALDO	47,533	18,497
WASHINGTON	84,399	211
YORK	899	524
Maine wood processed:	1,021,558	1,160,565
Exported from Maine without processing:	66,766	40,467
Total harvested from Maine Forests:	1,088,324	1,201,032
Imported from out of state:	260,613	1,358,666
Total processed by Maine Forest Products Industry:	1,282,171	2,519,231

Wood Imports and Exports

Import Origins

States:

Connecticut
Massachusetts
New Hampshire
New York
Pennsylvania
Rhode Island
Vermont

Provinces:

New Brunswick
Nova Scotia
Prince Edward Island
Quebec

Export Destinations

States:

Connecticut
Indiana
Iowa
Michigan
New Hampshire
New York
Rhode Island
Vermont

Provinces:

Wisconsin
New Brunswick
Nova Scotia
Ontario
Quebec

Countries:

Japan

SUMMARY**2001 Wood flow in Maine as reported to the Maine Forest Service**

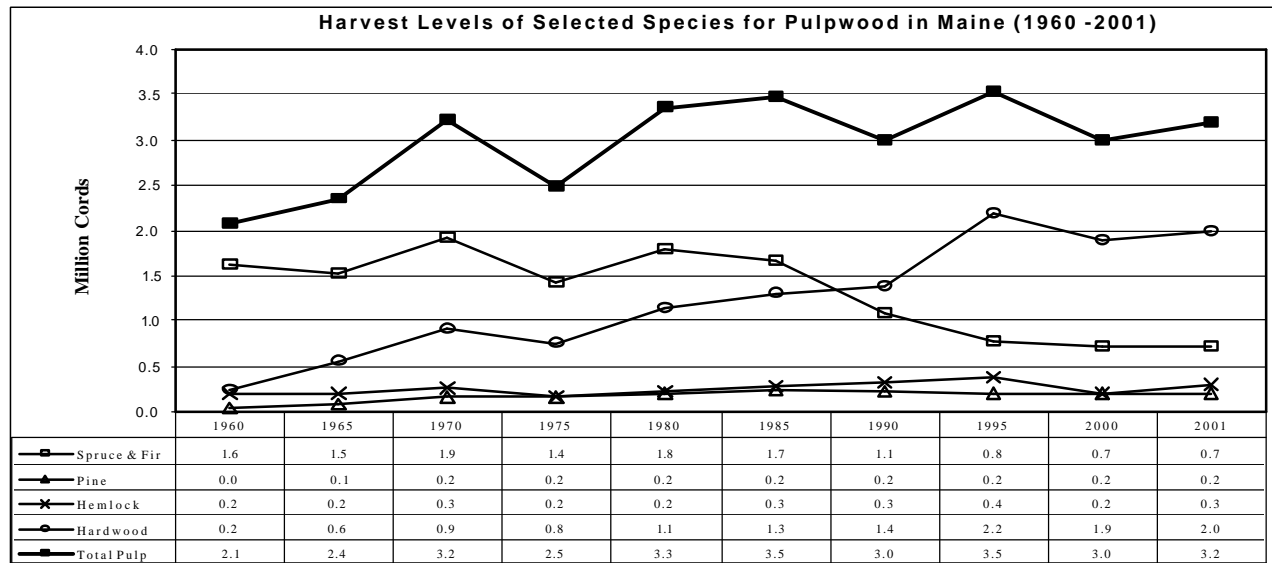
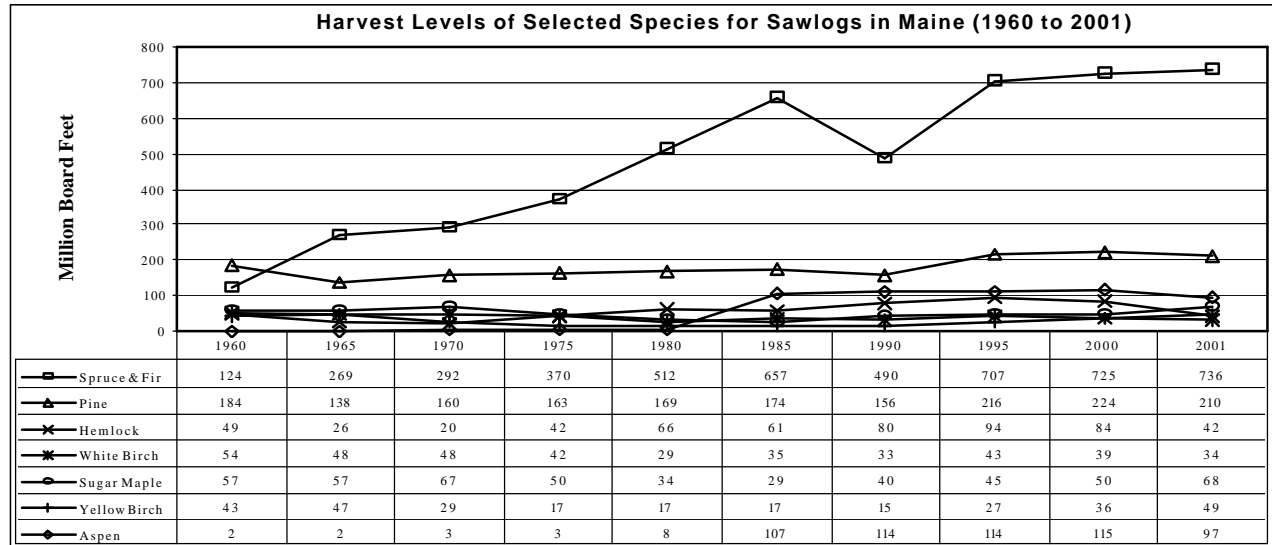
Product	Harvest, Export, Import, Instate Processing	Total Volume in 2001	Total Volume converted to cords
Sawlogs (in MBF) 1 MBF = 1,000 board feet	a. Maine wood processed	783,527	1,567,054
	b. Exported from Maine without processing	582,419	1,164,838
	c. Total harvested from Maine forests (a+b=c)	1,365,946	2,731,892
	d. Imported from out of state	198,200	396,400
	f. Total processed by Maine Forest Products Industry (a+d=e)	981,727	1,963,454
	Pulpwood (in cords)	a. Maine wood processed	2,989,680
	b. Exported from Maine without processing	195,170	195,170
	c. Total harvested from Maine forests (a+b=c)	3,184,850	3,184,850
	d. Imported from out of state	831,656	831,656
	f. Total processed by Maine Forest Products Industry (a+d=e)	3,821,336	3,821,336
Biomass Chips (in green tons)	a. Maine wood processed	1,021,558	408,623
	b. Exported from Maine without processing	66,766	26,706
	c. Total harvested from Maine forests (a+b=c)	1,088,324	435,330
	d. Imported from out of state	260,613	104,245
	f. Total processed by Maine Forest Products Industry (a+d=e)	1,282,171	512,868
	Totals (in cords)	a. Maine wood processed	
b. Exported from Maine without processing			1,386,714
c. Total harvested from Maine forests (a+b=c)			6,352,071
d. Imported from out of state			1,332,301
f. Total processed by Maine Forest Products Industry (a+d=e)			6,297,658

Note on conversions: For sawlogs: 1 MBF = 2 cords For Biomass Chips: 1 cord = 2.5 green tons

Wood Harvesting Trends (1960-2001)

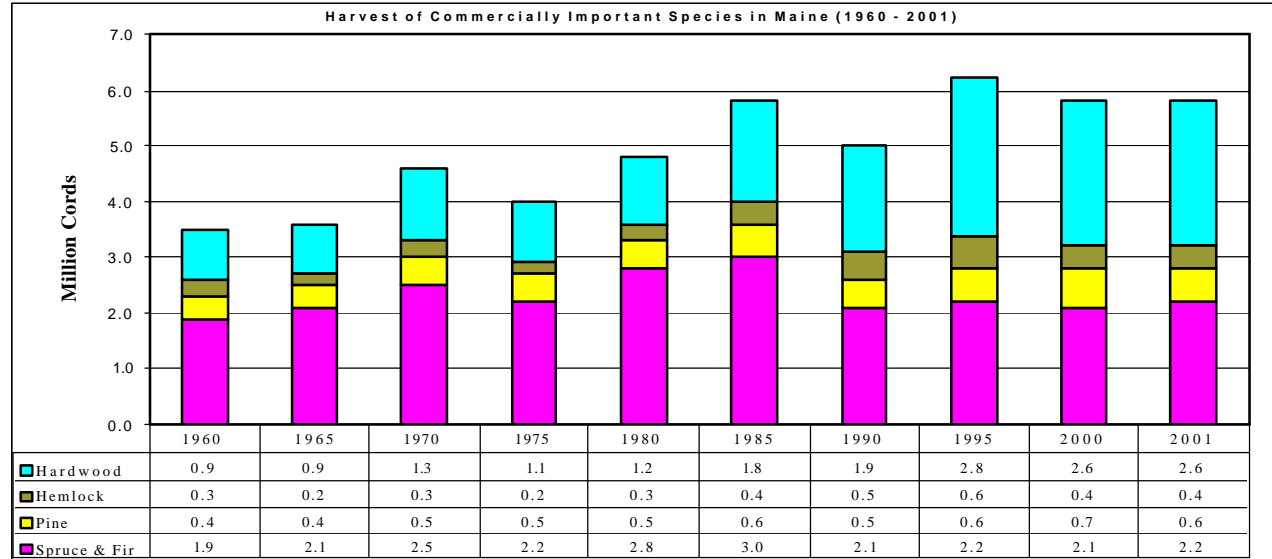
The Maine Forest Service has been collecting data on volume of wood harvested since the late 1940's. The following three charts illustrate wood harvesting trends over the past 41 years.

The two graphs to the right show the harvest volumes for selected species for sawlogs and pulpwood. These volumes include exported volumes.



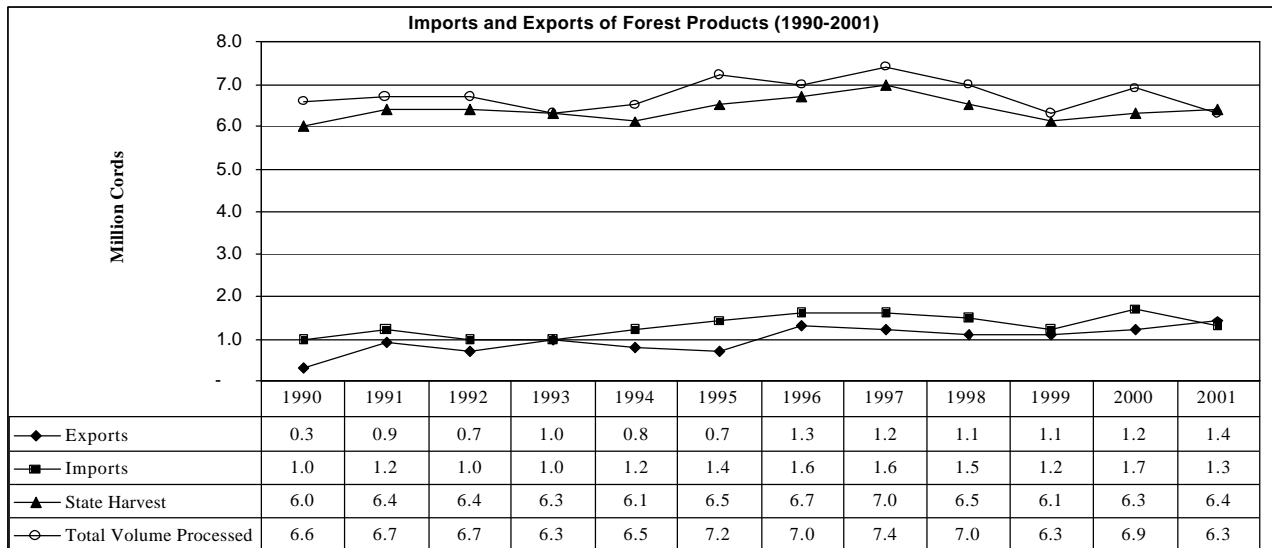
Wood Harvesting Trends (1960-2001)

The graph to the right shows the volumes for commercially important species.



Import and Export Trends (1990-2001)

The graph to the right shows the volumes of forest products being exported from Maine, imported into Maine, and processed within Maine.



Maine Forest Service District Foresters

The Maine Forest Service has 10 District Foresters who provide technical assistance and educational services to landowners, loggers, schools and educational institutions, municipalities and other stakeholders. District Foresters conduct educational workshops, field demonstrations, media presentations, and can provide limited one-on-one contact with individual landowners.

Dennis Brennan

2281 Alfred Road
Lyman, ME 04002
Phone: (207)324-7000
E-mail: dennis.brennan@state.me.us

Patty Cormier

536 Waldoboro Road
Jefferson, ME 04348
Phone: (207)549-9003
E-mail: patty.cormier@state.me.us

Geneva Duncan-Frost

P.O. Box 130
Jonesboro, ME 04468
Phone: (207) 434-2622
E-mail: geneva.duncan@state.me.us

Jim Ecker

P.O. Box 415
Old Town, ME 04468
Phone: (207) 827-1811
E-mail: jim.ecker@state.me.us

Dan Jacobs

2 Forestry Road
Island Falls, ME 04747
Phone: (207) 463-3653
E-mail: dan.jacobs@state.me.us

Paul Larrivee, Jr

356 Shaker Road
Gray, ME 04039
Phone: (207) 657-3535
E-mail: paul.larrivee@state.me.us

Bob Leso

564 Skowhegan Road
Norridgewock, ME 04957
Phone: (207) 474-3499
E-mail: bob.leso@state.me.us

Gordon Moore

P.O. Box 1107
Greenville, ME 04441
Phone: (207) 695-3721
E-mail: gordon.moore@state.me.us

Merle Ring

131 Bethel Road
West Paris, ME 04289
Phone: (207) 674-3787
E-mail: merle.ring@state.me.us

Dave Rochester

45 Radar Road
Ashland, ME 04732
Phone: (207) 435-7963
E-mail: dave.rochester@state.me.us