

Spring 5-8-2018

Fourth Quarter 2017 Compliance Report

Maine Workers' Compensation Board

Follow this and additional works at: http://digitalmaine.com/wcb_docs

Recommended Citation

Maine Workers' Compensation Board, "Fourth Quarter 2017 Compliance Report" (2018). *Workers' Compensation Board Documents*. 90.
http://digitalmaine.com/wcb_docs/90

This Text is brought to you for free and open access by the State Documents at Digital Maine. It has been accepted for inclusion in Workers' Compensation Board Documents by an authorized administrator of Digital Maine. For more information, please contact statedocs@maine.gov.



QUARTERLY COMPLIANCE REPORT

STATE OF MAINE
WORKERS' COMPENSATION BOARD

Fourth Quarter 2017
October 1, 2017 - December 31, 2017

Office of Monitoring, Audit &
Enforcement

Paul H. Sighinolfi, Esq.
Executive Director/Chair

27 State House Station
Augusta, Maine 04333-0027
207.287.3751

**State of Maine
Workers' Compensation Board
Quarterly Compliance Report
Fourth Quarter**

Table of Contents

1.	Executive Summary	Pages 1-2
2.	Lost Time First Report of Injury Filings	Page 3
3.	Initial Indemnity Payments	Page 4
4.	Initial Memorandum of Payment Filings	Page 5
5.	Initial Indemnity Notice of Controversy Filings	Page 6
6.	Wage Information	Page 7

Table of Charts

1.	Lost Time First Report of Injury Filings Timeliness Distribution	Page 3
2.	Lost Time First Report of Injury Filings Quarterly Compliance	Page 3
3.	Lost Time First Report of Injury Filings Compliance Trend	Page 3
4.	Initial Indemnity Payments Timeliness Distribution	Page 4
5.	Initial Indemnity Payments Quarterly Compliance	Page 4
6.	Initial Indemnity Payments Compliance Trend	Page 4
7.	Initial Memorandum of Payment Filings Timeliness Distribution	Page 5
8.	Initial Memorandum of Payment Filings Quarterly Compliance	Page 5
9.	Initial Memorandum of Payment Filings Compliance Trend	Page 5
10.	Initial Indemnity Notice of Controversy Filings Timeliness Distribution	Page 6
11.	Initial Indemnity Notice of Controversy Filings Quarterly Compliance	Page 6
12.	Initial Indemnity Notice of Controversy Filings Compliance Trend	Page 6
13.	Wage Statement Timeliness Distribution	Page 7
14.	Fringe Benefits Worksheet(s) Timeliness Distribution	Page 7

Appendices

A.	Insurance Group Compliance	Pages A1-A14
	Lost Time FROI Filings and Initial Indemnity Payments	
B.	Insurance Group Compliance	Pages B1-B14
	Initial MOP and Initial Indemnity NOC Filings	

Executive Summary

On May 8, 2018, the Maine Workers' Compensation Board of Directors approved the 2017 Fourth Quarter (October 1, 2017- December 31, 2017) Compliance Report. This report represents the efforts of the Office of Monitoring, Audit and Enforcement and insurers, self-insurers, and third-party administrators (collectively "insurers").

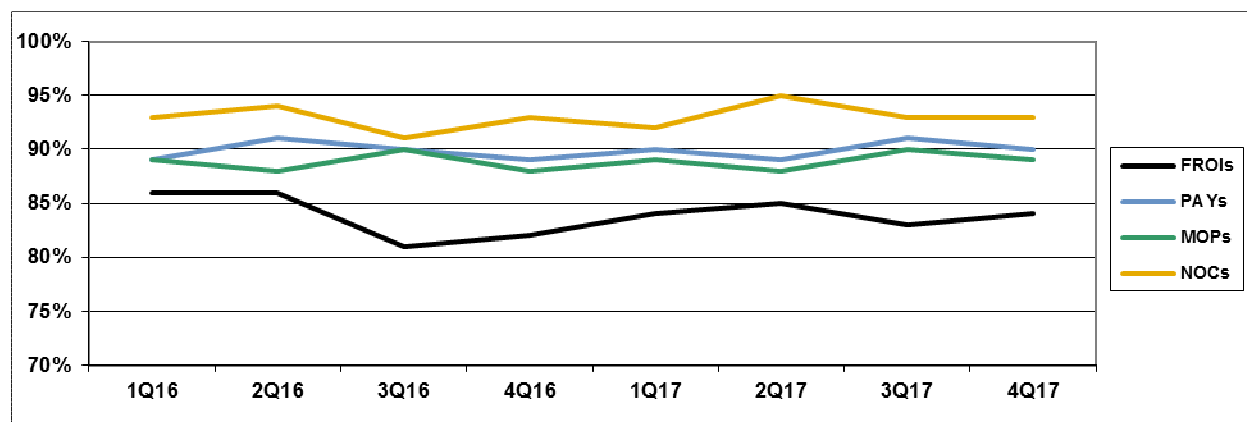
I. COMPLIANCE OVERVIEW

The Reconciliation Report was sent to 101 insurers on January 22, 2018; 76 responded, 19 were not required to respond and 7 did not respond.

The 4Q17 report represents results based upon data received by February 23, 2018. The results are:

	Number of Days	Benchmark	1Q16	2Q16	3Q16	4Q16	1Q17	2Q17	3Q17	4Q17
FROIs	7	85%	86%	86%	81%	82%	84%	85%	83%	84%
PAYs	14	87%	89%	91%	90%	89%	90%	89%	91%	90%
MOPs	17	85%	89%	88%	90%	88%	89%	88%	90%	89%
NOCs	14	90%	93%	94%	91%	93%	92%	95%	93%	93%

Compliance Benchmark Tracking



II. CAVEATS & EXPLANATIONS

A. General

- Question marks ("??") within this report indicate that the insurer did not provide all of the data required to measure compliance in that particular area.

B. Lost Time First Report of Injury (FROI) Filings

- Compliance with this benchmark exists when the FROI is filed (accepted EDI transaction, with or without errors) within 7 days after the employer receives notice or knowledge of an employee injury that has caused the employee to lose a day's work.

C. Initial Indemnity Payments (PAYs)

- Compliance with this benchmark exists when the check is mailed within the later of (i) 14 days after the employer's notice or knowledge of incapacity or (ii) the first day of compensability plus 6 days.
- If an employer continues to pay the employee's salary, payments are deemed timely for purposes of compliance if made consistent with the employer's usual payroll practice.

D. Initial Memorandum of Payment (MOP) Filings

- Compliance with this benchmark exists when the MOP is received within 17 days of the employer's notice or knowledge of incapacity.

E. Initial Indemnity Notice of Controversy (NOC) Filings

- Compliance with this benchmark exists when the NOC is filed (accepted EDI transaction, with or without errors) within 14 days after the employer receives notice or knowledge of the incapacity or death. Measurement excludes filings submitted with full denial reason codes 3A-3H (No Coverage).

III. COMPLETED AUDITS

The Board conducts compliance audits of insurers to ensure that all obligations under the Workers' Compensation Act are met. The functions of the audit program include, but are not limited to: ensuring that all reporting requirements of the Board are met, auditing the timeliness of benefit payments, auditing the accuracy of indemnity payments, evaluating claims-handling techniques, and determining whether claims are unreasonably contested.

The following had an audit completed in the 4Q17:

Auditee (alpha order)	Total Penalties
Meadowbrook Insurance	\$9,800
QBE Insurance	\$4,500

**Fourth Quarter Compliance Report
10/1/2017 - 12/31/2017**

LOST TIME FIRST REPORT OF INJURY FILINGS

Chart 1: Timeliness Distribution



Table 1: Received Within

0-7 Days	2,848	84%
8-14 Days	288	8%
15-29 Days	151	4%
30+ Days	107	3%
? Days	0	0%
Total	3,394	100%

*The percentages may not always add to 100% due to rounding

Chart 2: Quarterly Compliance

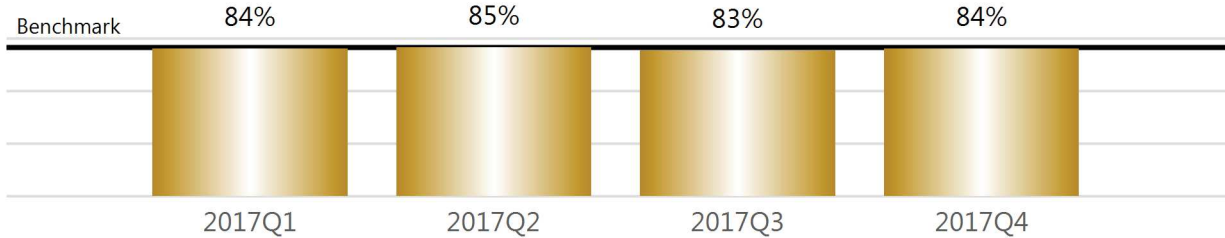
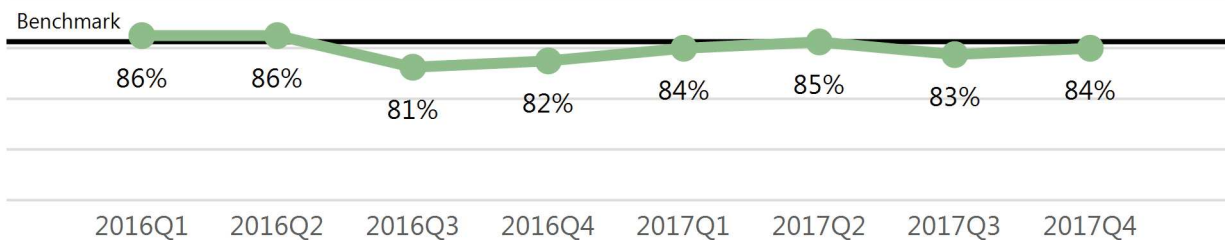


Chart 3: Compliance Trend



**Fourth Quarter Compliance Report
10/1/2017 - 12/31/2017**

INITIAL INDEMNITY PAYMENTS

Chart 4: Timeliness Distribution

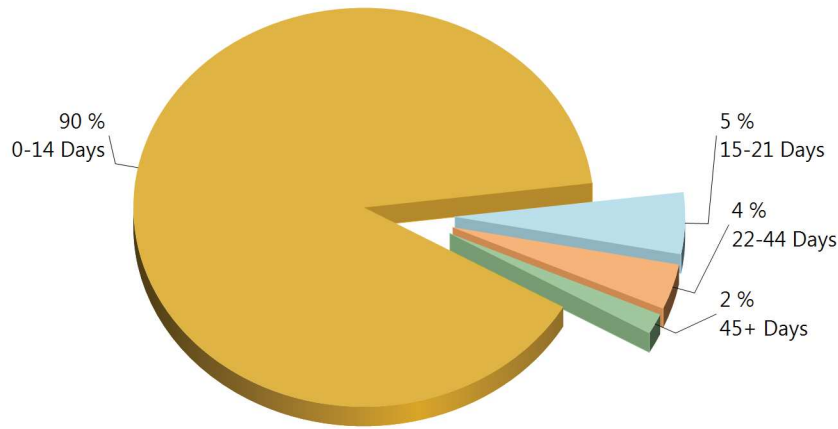


Table 2: Made Within

0-14 Days	758	90%
15-21 Days	42	5%
22-44 Days	31	4%
45+ Days	14	2%
? Days	1	0%
Total	846	100%

*The percentages may not always add to 100% due to rounding

Initial indemnity payments are monitored to ensure that payments are initiated within the time limits established in Section 205. As a result of these efforts, \$11,350 was issued to claimants in penalties and there is another \$4,150 in penalties awaiting resolution.

Chart 5: Quarterly Compliance

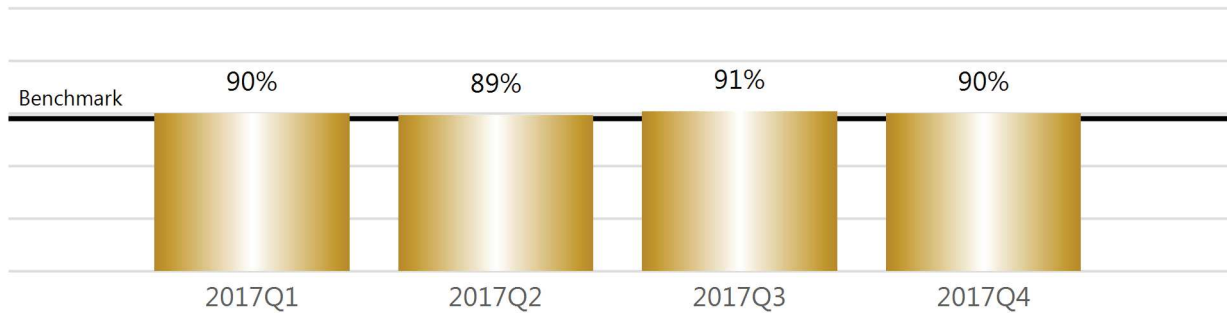
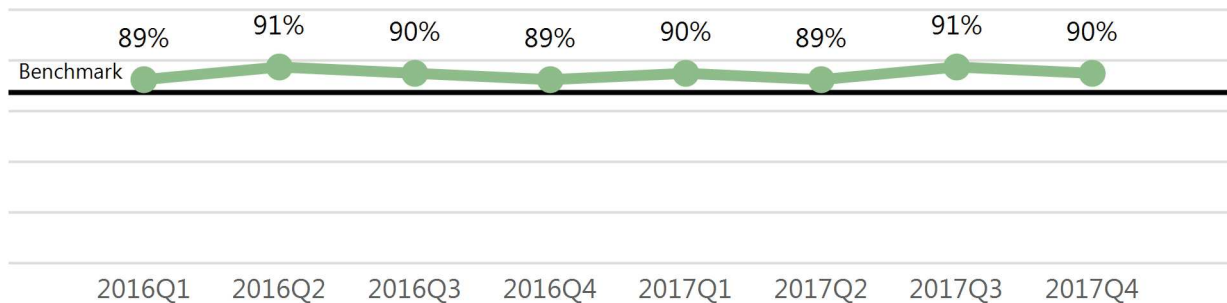


Chart 6: Compliance Trend



INITIAL MEMORANDUM OF PAYMENT FILINGS

Chart 7: Timeliness Distribution

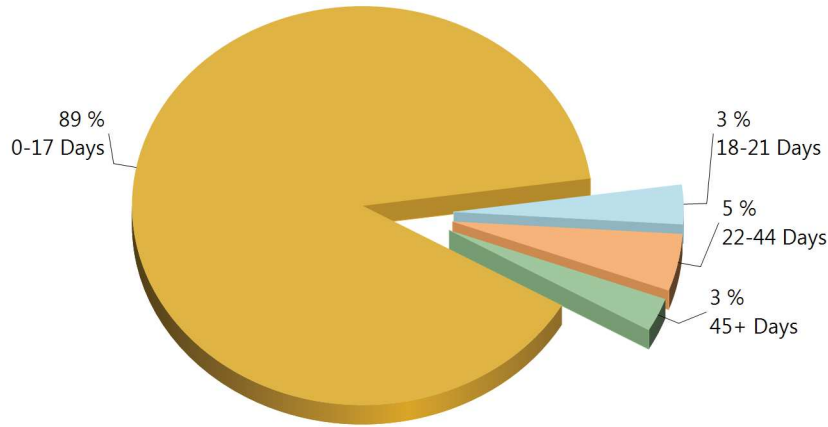


Table 3: Received Within

0-17 Days	756	89%
18-21 Days	27	3%
22-44 Days	39	5%
45+ Days	23	3%
? Days	1	0%
Total	846	100%

*The percentages may not always add to 100% due to rounding

Chart 8: Quarterly Compliance

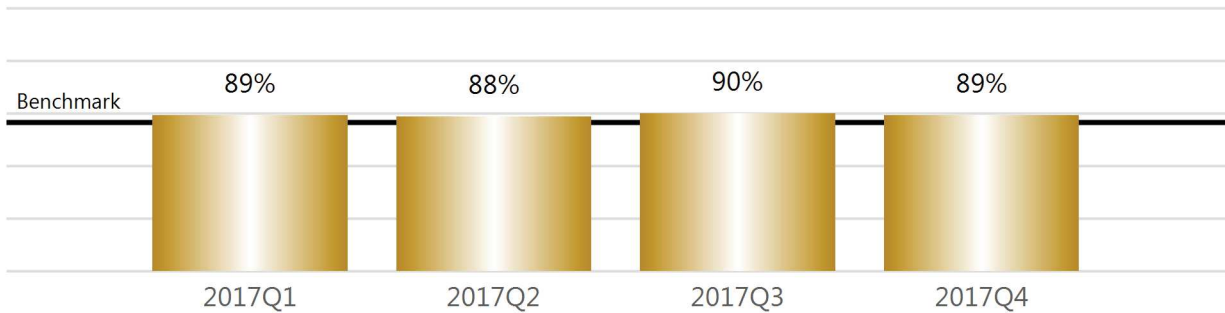
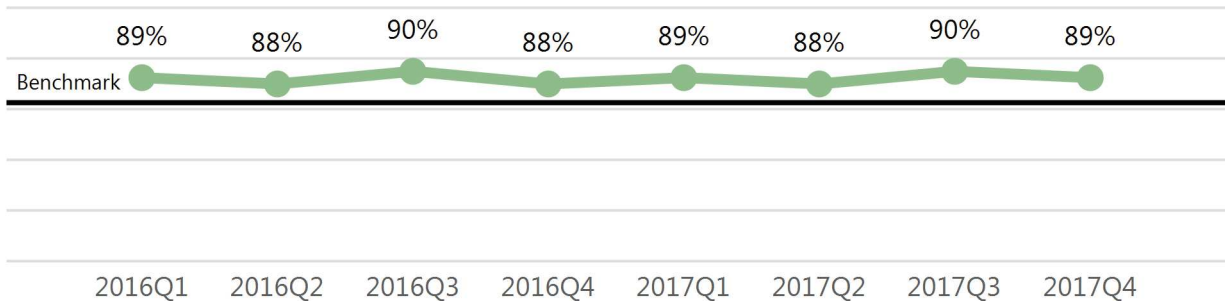


Chart 9: Compliance Trend



INITIAL INDEMNITY NOTICE OF CONTROVERSY FILINGS

Chart 10: Timeliness Distribution

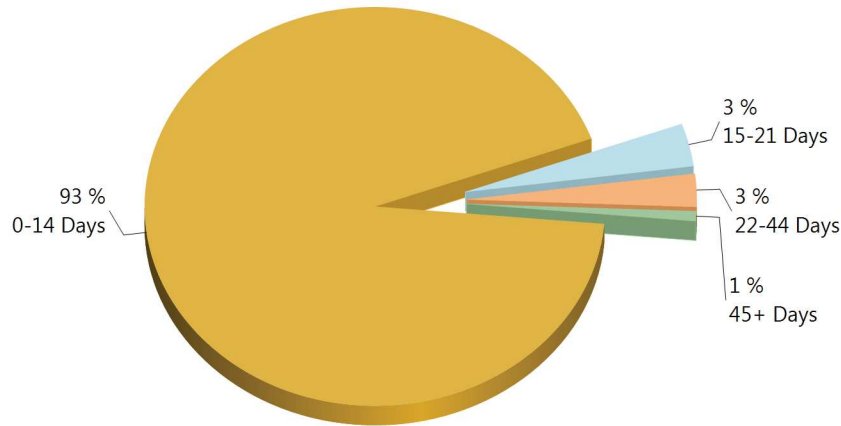


Table 4: Received Within

0-14 Days	698	93%
15-21 Days	26	3%
22-44 Days	20	3%
45+ Days	6	1%
? Days	0	0%
Total	750	100%

*The percentages may not always add to 100% due to rounding

Chart 11: Quarterly Compliance

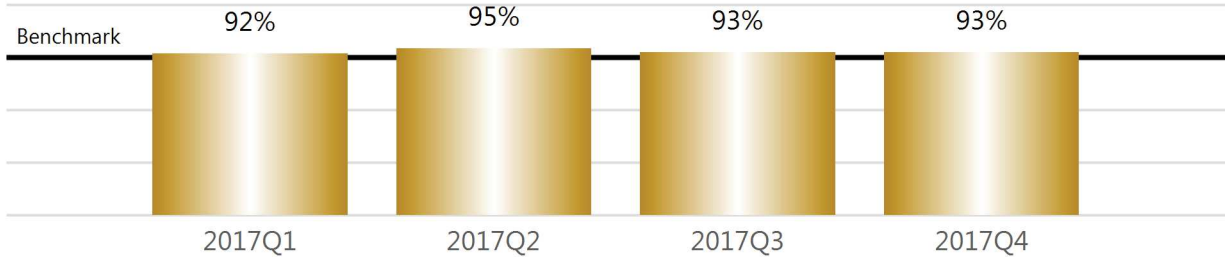
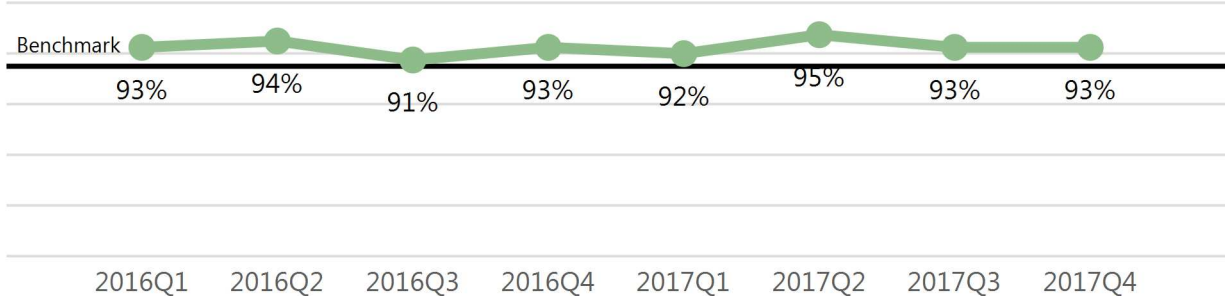


Chart 12: Compliance Trend



WAGE INFORMATION

Wage information (WCB-2 and WCB-2B forms) must be filed within 30 days of an employer's notice or knowledge of a claim for compensation (Title 39-A M.R.S.A. Section 303). This includes both compensated and controverted claims where a claim for compensation has been made.

Chart 13: Wage Statement Timeliness Distribution

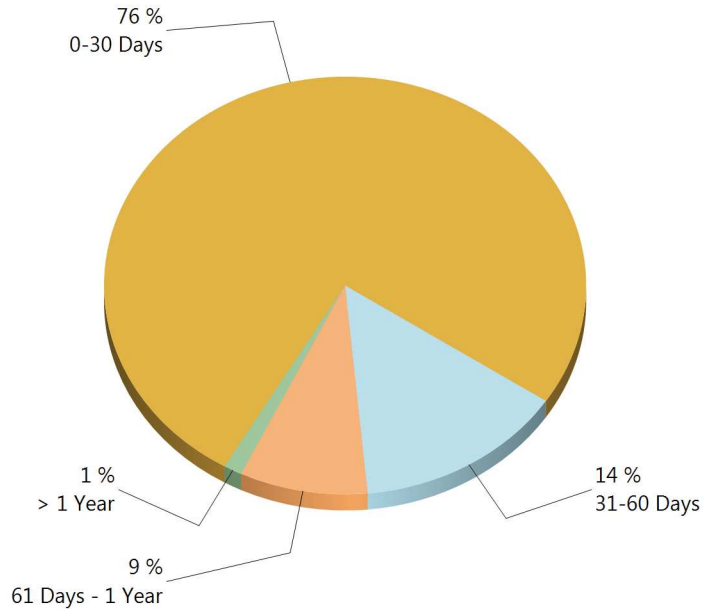


Table 5: Wage Statements Received

0-30 Days	1,415	76%
31-60 Days	264	14%
61 Days - 1 Year	160	9%
> 1 Year	23	1%
Total	1,862	100%

Wage Statement(s): 1,497 (71%) of the 2,096 Wage Statement(s) that were due in this quarter were filed timely, 399 (19%) were filed late, and 200 (10%) remain outstanding.

Chart 14: Fringe Benefit Worksheet Timeliness Distribution

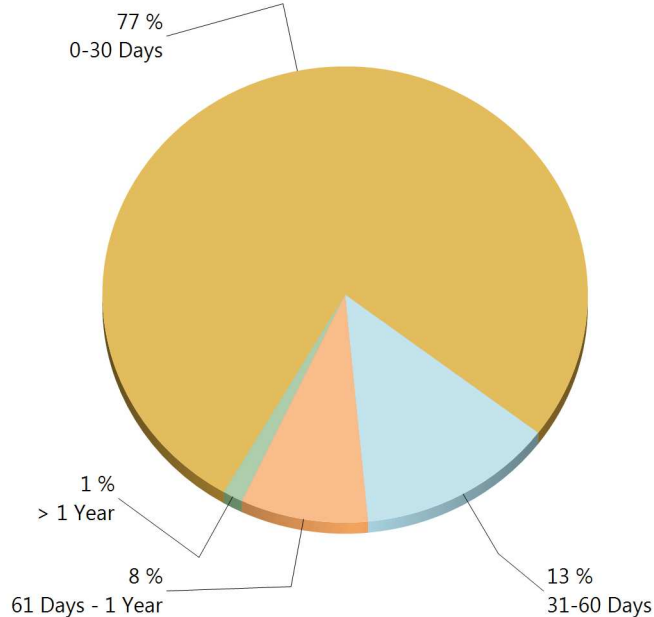


Table 6: Fringe Worksheets Received

0-30 Days	1,432	77%
31-60 Days	244	13%
61 Days - 1 Year	158	8%
> 1 Year	25	1%
Total	1,859	100%

Fringe Benefit Worksheet(s): 1,497 (71%) of the 2,096 Fringe Benefit Worksheet(s) due this quarter were filed timely, 370 (18%) were filed late, and 229 (11%) remain outstanding.

Appendix A

Insurance Group Compliance Lost Time FROI Filings and Initial Indemnity Payments

**Fourth Quarter 2017
10/1/2017-12/31/2017**

INSURANCE GROUP COMPLIANCE

Lost Time FROI and Initial Indemnity Payments

Fourth Quarter

10/1/2017 - 12/31/2017

Insurance Company	Total Lost Time FROIs Filed	Lost Time FROIs Filed Timely	Compliance Percentage	Total Initial Indemnity Payments Made	Initial Indemnity Payments Made Timely	Compliance Percentage
ACADIA INSURANCE	FROIs Filed	Timely FROIs	Compliance	Payments Made	Timely Payments	Compliance
CA010 ACADIA INSURANCE	78	55	71%	26	16	62%
Total	78	55	71% ▼	26	16	62% ▼
ACADIA INSURANCE Group Total	78	55	71% ▼	26	16	62% ▼
ACCIDENT FUND INSURANCE	FROIs Filed	Timely FROIs	Compliance	Payments Made	Timely Payments	Compliance
ACCIDENT FUND INSURANCE	*	*	*	*	*	*
Total	*	*	*	*	*	*
ACCIDENT FUND INSURANCE TPA Administered Claims						
CA190 GALLAGHER BASSETT SERVICES	1	1	100%	No Filings	No Filings	No Filings
TPA Total	1	1	100% ▲	No Filings	No Filings	No Filings
ACCIDENT FUND INSURANCE Group Total	1	1	100% ▲	No Filings	No Filings	No Filings
ACUITY MUTUAL INSURANCE	FROIs Filed	Timely FROIs	Compliance	Payments Made	Timely Payments	Compliance
CA418 ACUITY MUTUAL INSURANCE	1	1	100%	No Filings	No Filings	No Filings
Total	1	1	100% ▲	No Filings	No Filings	No Filings
ACUITY MUTUAL INSURANCE Group Total	1	1	100% ▲	No Filings	No Filings	No Filings
AIG INSURANCE	FROIs Filed	Timely FROIs	Compliance	Payments Made	Timely Payments	Compliance
CA015 AIG DOMESTIC CLAIMS	75	63	84%	29	25	86%
Total	75	63	84% ▼	29	25	86% ▼
AIG INSURANCE TPA Administered Claims						
CA100 CLAIMS MANAGEMENT (WALMART)	54	44	81%	8	7	88%
CA160 ESIS	*	*	*	*	*	*
CA300 SEDGWICK CLAIMS MANAGEMENT SERVICES	1	1	100%	No Filings	No Filings	No Filings
TPA Total	55	45	82% ▼	8	7	88% ▲
AIG INSURANCE Group Total	130	108	83% ▼	37	32	86% ▼
ALTERNATIVE SERVICE CONCEPTS LLC	FROIs Filed	Timely FROIs	Compliance	Payments Made	Timely Payments	Compliance
CA012 ALTERNATIVE SERVICE CONCEPTS LLC	1	0	0%	1	0	0%
Total	1	0	0% ▼	1	0	0% ▼
ALTERNATIVE SERVICE CONCEPTS LLC Group Total	1	0	0% ▼	1	0	0% ▼
AMTRUST INSURANCE	FROIs Filed	Timely FROIs	Compliance	Payments Made	Timely Payments	Compliance
CA342 TECHNOLOGY INSURANCE	4	1	25%	2	1	50%
CA381 WESCO INSURANCE	5	1	20%	2	2	100%
Total	9	2	22% ▼	4	3	75% ▼
AMTRUST INSURANCE Group Total	9	2	22% ▼	4	3	75% ▼

Maine Workers' Compensation Board

Lost Time FROI Filing Benchmark: 85%

Initial Indemnity Payment Benchmark: 87%

* Indicates no claims activity this quarter

▲ Indicates benchmark met or exceeded

▼ Indicates benchmark not met

INSURANCE GROUP COMPLIANCE

Lost Time FROI and Initial Indemnity Payments

Fourth Quarter

10/1/2017 - 12/31/2017

Insurance Company	Total Lost Time FROIs Filed	Lost Time FROIs Filed Timely	Compliance Percentage	Total Initial Indemnity Payments Made	Initial Indemnity Payments Made Timely	Compliance Percentage
ARCH INSURANCE	FROIs Filed	Timely FROIs	Compliance	Payments Made	Timely Payments	Compliance
ARCH INSURANCE	*	*	*	*	*	*
Total	*	*	*	*	*	*
ARCH INSURANCE TPA Administered Claims						
CA040 BROADSPIRE SERVICES	2	1	50%	1	1	100%
CA117 COTTINGHAM & BUTLER CLAIMS SERVICES	6	5	83%	2	2	100%
CA190 GALLAGHER BASSETT SERVICES	6	5	83%	5	3	60%
CA204 HELMSMAN MANAGEMENT SERVICES	*	*	*	*	*	*
CA300 SEDGWICK CLAIMS MANAGEMENT SERVICES	8	7	88%	1	1	100%
CA340 YORK RISK SERVICES	3	1	33%	1	0	0%
TPA Total	25	19	76% ▼	10	7	70% ▼
ARCH INSURANCE Group Total	25	19	76% ▼	10	7	70% ▼
BATH IRON WORKS	FROIs Filed	Timely FROIs	Compliance	Payments Made	Timely Payments	Compliance
CA036 BATH IRON WORKS	74	73	99%	7	7	100%
Total	74	73	99% ▲	7	7	100% ▲
BATH IRON WORKS Group Total	74	73	99% ▲	7	7	100% ▲
BERKSHIRE HATHAWAY INSURANCE	FROIs Filed	Timely FROIs	Compliance	Payments Made	Timely Payments	Compliance
CA019 AMGUARD INSURANCE	9	3	33%	3	1	33%
CA115 CONTINENTAL INDEMNITY	*	*	*	*	*	*
CA140 EASTGUARD INSURANCE	2	2	100%	1	1	100%
CA272 NORGUARD INSURANCE	2	1	50%	No Filings	No Filings	No Filings
CA293 REDWOOD FIRE AND CASUALTY INSURANCE	*	*	*	*	*	*
Total	13	6	46% ▼	4	2	50% ▼
BERKSHIRE HATHAWAY INSURANCE Group Total	13	6	46% ▼	4	2	50% ▼
BROADSPIRE SERVICES	FROIs Filed	Timely FROIs	Compliance	Payments Made	Timely Payments	Compliance
CA040 BROADSPIRE SERVICES	10	8	80%	4	4	100%
Total	10	8	80% ▼	4	4	100% ▲
BROADSPIRE SERVICES Group Total	10	8	80% ▼	4	4	100% ▲
CANNON COCHRAN MANAGEMENT SERVICES	FROIs Filed	Timely FROIs	Compliance	Payments Made	Timely Payments	Compliance
CA070 CANNON COCHRAN MANAGEMENT SERVICES	130	108	83%	42	37	88%
Total	130	108	83% ▼	42	37	88% ▲
CANNON COCHRAN MANAGEMENT SERVICES Group Total	130	108	83% ▼	42	37	88% ▲
CHEROKEE INSURANCE	FROIs Filed	Timely FROIs	Compliance	Payments Made	Timely Payments	Compliance
CA044 CHEROKEE INSURANCE	1	0	0%	No Filings	No Filings	No Filings
Total	1	0	0% ▼	No Filings	No Filings	No Filings
CHEROKEE INSURANCE Group Total	1	0	0% ▼	No Filings	No Filings	No Filings

Maine Workers' Compensation Board

Lost Time FROI Filing Benchmark: 85%

Initial Indemnity Payment Benchmark: 87%

* Indicates no claims activity this quarter

▲ Indicates benchmark met or exceeded

▼ Indicates benchmark not met

INSURANCE GROUP COMPLIANCE
Lost Time FROI and Initial Indemnity Payments
Fourth Quarter
10/1/2017 - 12/31/2017

Insurance Company	Total Lost Time FROIs Filed	Lost Time FROIs Filed Timely	Compliance Percentage	Total Initial Indemnity Payments Made	Initial Indemnity Payments Made Timely	Compliance Percentage
CHUBB INSURANCE	FROIs Filed	Timely FROIs	Compliance	Payments Made	Timely Payments	Compliance
ACE INSURANCE	*	*	*	*	*	*
CA046 CHUBB INSURANCE	*	*	*	*	*	*
Total	*	*	*	*	*	*
CHUBB INSURANCE TPA Administered Claims						
CA040 BROADSPIRE SERVICES	3	3	100%	No Filings	No Filings	No Filings
CA070 CANNON COCHRAN MANAGEMENT SERVICES	3	3	100%	1	1	100%
CA110 CONSTITUTION STATE SERVICES	11	6	55%	5	3	60%
CA116 CORVEL ENTERPRISE COMP	6	1	17%	2	2	100%
CA160 ESIS	14	10	71%	4	2	50%
CA190 GALLAGHER BASSETT SERVICES	35	26	74%	18	12	67%
CA204 HELMSMAN MANAGEMENT SERVICES	2	1	50%	1	1	100%
CA300 SEDGWICK CLAIMS MANAGEMENT SERVICES	78	73	94%	14	14	100%
CA340 YORK RISK SERVICES	3	2	67%	No Filings	No Filings	No Filings
TPA Total	155	125	81% ▼	45	35	78% ▼
CHUBB INSURANCE Group Total	155	125	81% ▼	45	35	78% ▼
CHURCH MUTUAL INSURANCE	FROIs Filed	Timely FROIs	Compliance	Payments Made	Timely Payments	Compliance
CA084 CHURCH MUTUAL INSURANCE	*	*	*	*	*	*
Total	*	*	*	*	*	*
CHURCH MUTUAL INSURANCE Group Total	*	*	*	*	*	*
CIANBRO CORPORATION	FROIs Filed	Timely FROIs	Compliance	Payments Made	Timely Payments	Compliance
CA085 CIANBRO CORPORATION	*	*	*	*	*	*
Total	*	*	*	*	*	*
CIANBRO CORPORATION Group Total	*	*	*	*	*	*
CLAIMS MANAGEMENT (WALMART)	FROIs Filed	Timely FROIs	Compliance	Payments Made	Timely Payments	Compliance
CA100 CLAIMS MANAGEMENT (WALMART)	54	44	81%	8	7	88%
Total	54	44	81% ▼	8	7	88% ▲
CLAIMS MANAGEMENT (WALMART) Group Total	54	44	81% ▼	8	7	88% ▲

INSURANCE GROUP COMPLIANCE

Lost Time FROI and Initial Indemnity Payments

Fourth Quarter

10/1/2017 - 12/31/2017

Insurance Company	Total Lost Time FROIs Filed	Lost Time FROIs Filed Timely	Compliance Percentage	Total Initial Indemnity Payments Made	Initial Indemnity Payments Made Timely	Compliance Percentage
CNA INSURANCE	FROIs Filed	Timely FROIs	Compliance	Payments Made	Timely Payments	Compliance
CA017 AMERICAN CASUALTY COMPANY OF READING PA	*	*	*	*	*	*
CA083 CNA CLAIMS PLUS	*	*	*	*	*	*
CA050 CONTINENTAL CASUALTY	4	4	100%	1	1	100%
CA314 TRANSPORTATION INSURANCE	1	1	100%	1	1	100%
CA329 VALLEY FORGE INSURANCE COMPANY	*	*	*	*	*	*
Total	5	5	100% ▲	2	2	100% ▲
CNA INSURANCE TPA Administered Claims						
CA190 GALLAGHER BASSETT SERVICES	*	*	*	*	*	*
TPA Total	*	*	*	*	*	*
CNA INSURANCE Group Total	5	5	100% ▲	2	2	100% ▲
CONSTITUTION STATE SERVICES	FROIs Filed	Timely FROIs	Compliance	Payments Made	Timely Payments	Compliance
CA110 CONSTITUTION STATE SERVICES	12	6	50%	5	3	60%
Total	12	6	50% ▼	5	3	60% ▼
CONSTITUTION STATE SERVICES Group Total	12	6	50% ▼	5	3	60% ▼
CORVEL ENTERPRISE COMP	FROIs Filed	Timely FROIs	Compliance	Payments Made	Timely Payments	Compliance
CA116 CORVEL ENTERPRISE COMP	15	3	20%	2	2	100%
Total	15	3	20% ▼	2	2	100% ▲
CORVEL ENTERPRISE COMP Group Total	15	3	20% ▼	2	2	100% ▲
COTTINGHAM & BUTLER CLAIMS SERVICES	FROIs Filed	Timely FROIs	Compliance	Payments Made	Timely Payments	Compliance
CA117 COTTINGHAM & BUTLER CLAIMS SERVICES	7	5	71%	2	2	100%
Total	7	5	71% ▼	2	2	100% ▲
COTTINGHAM & BUTLER CLAIMS SERVICES Group Total	7	5	71% ▼	2	2	100% ▲
CROSS INSURANCE	FROIs Filed	Timely FROIs	Compliance	Payments Made	Timely Payments	Compliance
CA093 CROSS INSURANCE	319	302	95%	26	24	92%
Total	319	302	95% ▲	26	24	92% ▲
CROSS INSURANCE Group Total	319	302	95% ▲	26	24	92% ▲
EASTERN ALLIANCE INSURANCE	FROIs Filed	Timely FROIs	Compliance	Payments Made	Timely Payments	Compliance
CA141 EASTERN ALLIANCE INSURANCE	7	6	86%	3	3	100%
Total	7	6	86% ▲	3	3	100% ▲
EASTERN ALLIANCE INSURANCE Group Total	7	6	86% ▲	3	3	100% ▲

Maine Workers' Compensation Board

Lost Time FROI Filing Benchmark: 85%

Initial Indemnity Payment Benchmark: 87%

* Indicates no claims activity this quarter

▲ Indicates benchmark met or exceeded

▼ Indicates benchmark not met

INSURANCE GROUP COMPLIANCE

Lost Time FROI and Initial Indemnity Payments

Fourth Quarter

10/1/2017 - 12/31/2017

Insurance Company	Total Lost Time FROIs Filed	Lost Time FROIs Filed Timely	Compliance Percentage	Total Initial Indemnity Payments Made	Initial Indemnity Payments Made Timely	Compliance Percentage
ELECTRIC INSURANCE	FROIs Filed	Timely FROIs	Compliance	Payments Made	Timely Payments	Compliance
CA150 ELECTRIC INSURANCE	*	*	*	*	*	*
Total	*	*	*	*	*	*
ELECTRIC INSURANCE TPA Administered Claims						
CA300 SEDGWICK CLAIMS MANAGEMENT SERVICES	6	6	100%	No Filings	No Filings	No Filings
TPA Total	6	6	100% ▲	No Filings	No Filings	No Filings
ELECTRIC INSURANCE Group Total	6	6	100% ▲	No Filings	No Filings	No Filings
ESIS	FROIs Filed	Timely FROIs	Compliance	Payments Made	Timely Payments	Compliance
CA160 ESIS	19	13	68%	5	2	40%
Total	19	13	68% ▼	5	2	40% ▼
ESIS Group Total	19	13	68% ▼	5	2	40% ▼
EVEREST REINS HOLDINGS GROUP	FROIs Filed	Timely FROIs	Compliance	Payments Made	Timely Payments	Compliance
EVEREST REINS HOLDINGS	*	*	*	*	*	*
Total	*	*	*	*	*	*
EVEREST REINS HOLDINGS GROUP TPA Administered Claims						
CA190 GALLAGHER BASSETT SERVICES	*	*	*	*	*	*
CA300 SEDGWICK CLAIMS MANAGEMENT SERVICES	2	0	0%	No Filings	No Filings	No Filings
TPA Total	2	0	0% ▼	No Filings	No Filings	No Filings
EVEREST REINS HOLDINGS GROUP Group Total	2	0	0% ▼	No Filings	No Filings	No Filings
FEDERATED MUTUAL INSURANCE	FROIs Filed	Timely FROIs	Compliance	Payments Made	Timely Payments	Compliance
CA091 FEDERATED MUTUAL INSURANCE	4	0	0%	4	2	50%
CA092 FEDERATED SERVICE INSURANCE	2	2	100%	1	1	100%
Total	6	2	33% ▼	5	3	60% ▼
FEDERATED MUTUAL INSURANCE Group Total	6	2	33% ▼	5	3	60% ▼
FIREMAN'S FUND INSURANCE	FROIs Filed	Timely FROIs	Compliance	Payments Made	Timely Payments	Compliance
CA170 FIREMAN'S FUND INSURANCE	*	*	*	*	*	*
Total	*	*	*	*	*	*
FIREMAN'S FUND INSURANCE Group Total	*	*	*	*	*	*
FRANKENMUTH INSURANCE	FROIs Filed	Timely FROIs	Compliance	Payments Made	Timely Payments	Compliance
CA095 FRANKENMUTH INSURANCE	*	*	*	*	*	*
CA274 PATRIOT INSURANCE	*	*	*	*	*	*
Total	*	*	*	*	*	*
FRANKENMUTH INSURANCE Group Total	*	*	*	*	*	*

Maine Workers' Compensation Board

Lost Time FROI Filing Benchmark: 85%

Initial Indemnity Payment Benchmark: 87%

* Indicates no claims activity this quarter

▲ Indicates benchmark met or exceeded

▼ Indicates benchmark not met

INSURANCE GROUP COMPLIANCE

Lost Time FROI and Initial Indemnity Payments

Fourth Quarter

10/1/2017 - 12/31/2017

Insurance Company	Total Lost Time FROIs Filed	Lost Time FROIs Filed Timely	Compliance Percentage	Total Initial Indemnity Payments Made	Initial Indemnity Payments Made Timely	Compliance Percentage
FUTURECOMP	FROIs Filed	Timely FROIs	Compliance	Payments Made	Timely Payments	Compliance
CA175 FUTURECOMP	63	61	97%	16	13	81%
Total	63	61	97% ▲	16	13	81% ▼
FUTURECOMP Group Total	63	61	97% ▲	16	13	81% ▼
GALLAGHER BASSETT SERVICES	FROIs Filed	Timely FROIs	Compliance	Payments Made	Timely Payments	Compliance
CA190 GALLAGHER BASSETT SERVICES	88	70	80%	41	28	68%
Total	88	70	80% ▼	41	28	68% ▼
GALLAGHER BASSETT SERVICES Group Total	88	70	80% ▼	41	28	68% ▼
GREAT AMERICAN INSURANCE	FROIs Filed	Timely FROIs	Compliance	Payments Made	Timely Payments	Compliance
CA193 GREAT AMERICAN INSURANCE	1	0	0%	No Filings	No Filings	No Filings
Total	1	0	0% ▼	No Filings	No Filings	No Filings
GREAT AMERICAN INSURANCE TPA Administered Claims						
CA323 THE AMERICAN EQUITY UNDERWRITERS	1	1	100%	No Filings	No Filings	No Filings
TPA Total	1	1	100% ▲	No Filings	No Filings	No Filings
GREAT AMERICAN INSURANCE Group Total	2	1	50% ▼	No Filings	No Filings	No Filings
GREAT FALLS INSURANCE	FROIs Filed	Timely FROIs	Compliance	Payments Made	Timely Payments	Compliance
GREAT FALLS INSURANCE	*	*	*	*	*	*
Total	*	*	*	*	*	*
GREAT FALLS INSURANCE TPA Administered Claims						
CA070 CANNON COCHRAN MANAGEMENT SERVICES	61	47	77%	22	20	91%
TPA Total	61	47	77% ▼	22	20	91% ▲
GREAT FALLS INSURANCE Group Total	61	47	77% ▼	22	20	91% ▲
HANNAFORD BROTHERS	FROIs Filed	Timely FROIs	Compliance	Payments Made	Timely Payments	Compliance
CA201 HANNAFORD BROTHERS	39	27	69%	20	16	80%
Total	39	27	69% ▼	20	16	80% ▼
HANNAFORD BROTHERS Group Total	39	27	69% ▼	20	16	80% ▼
HANNOVER INSURANCE	FROIs Filed	Timely FROIs	Compliance	Payments Made	Timely Payments	Compliance
HANNOVER INSURANCE	*	*	*	*	*	*
Total	*	*	*	*	*	*
HANNOVER INSURANCE TPA Administered Claims						
CA340 YORK RISK SERVICES	3	2	67%	2	1	50%
TPA Total	3	2	67% ▼	2	1	50% ▼
HANNOVER INSURANCE Group Total	3	2	67% ▼	2	1	50% ▼

Maine Workers' Compensation Board

Lost Time FROI Filing Benchmark: 85%

Initial Indemnity Payment Benchmark: 87%

* Indicates no claims activity this quarter

▲ Indicates benchmark met or exceeded

▼ Indicates benchmark not met

INSURANCE GROUP COMPLIANCE
Lost Time FROI and Initial Indemnity Payments
Fourth Quarter
10/1/2017 - 12/31/2017

Insurance Company	Total Lost Time FROIs Filed	Lost Time FROIs Filed Timely	Compliance Percentage	Total Initial Indemnity Payments Made	Initial Indemnity Payments Made Timely	Compliance Percentage
HANOVER INSURANCE	FROIs Filed	Timely FROIs	Compliance	Payments Made	Timely Payments	Compliance
CA428 ALLMERICA FINANCIAL BENEFIT INSURANCE	*	*	*	*	*	*
CA048 CITIZENS INSURANCE COMPANY OF AMERICA	9	5	56%	No Filings	No Filings	No Filings
CA429 HANOVER AMERICAN INSURANCE	*	*	*	*	*	*
CA202 HANOVER INSURANCE	8	5	63%	1	1	100%
CA228 MASSACHUSETTS BAY INSURANCE	*	*	*	*	*	*
Total	17	10	59% ▼	1	1	100% ▲
HANOVER INSURANCE Group Total	17	10	59% ▼	1	1	100% ▲
HARTFORD INSURANCE	FROIs Filed	Timely FROIs	Compliance	Payments Made	Timely Payments	Compliance
CA188 HARTFORD ACCIDENT & INDEMNITY	3	3	100%	No Filings	No Filings	No Filings
CA185 HARTFORD CASUALTY INSURANCE	5	3	60%	4	3	75%
CA203 HARTFORD FIRE INSURANCE	4	4	100%	2	2	100%
CA186 HARTFORD INSURANCE COMPANY OF THE MIDWEST	*	*	*	*	*	*
CA187 HARTFORD UNDERWRITERS INSURANCE	8	6	75%	2	2	100%
CA288 PROPERTY & CASUALTY INSURANCE COMPANY OF HARTFORD	10	7	70%	4	3	75%
CA296 SENTINEL INSURANCE	1	1	100%	No Filings	No Filings	No Filings
CA319 TRUMBULL INSURANCE	11	8	73%	4	4	100%
CA321 TWIN CITY FIRE INSURANCE	1	1	100%	No Filings	No Filings	No Filings
Total	43	33	77% ▼	16	14	88% ▲
HARTFORD INSURANCE TPA Administered Claims	FROIs Filed	Timely FROIs	Compliance	Payments Made	Timely Payments	Compliance
CA040 BROADSPIRE SERVICES	*	*	*	*	*	*
CA070 CANNON COCHRAN MANAGEMENT SERVICES	1	1	100%	1	1	100%
CA116 CORVEL ENTERPRISE COMP	4	2	50%	No Filings	No Filings	No Filings
CA190 GALLAGHER BASSETT SERVICES	1	1	100%	No Filings	No Filings	No Filings
CA300 SEDGWICK CLAIMS MANAGEMENT SERVICES	4	3	75%	No Filings	No Filings	No Filings
CA280 TRISTAR RISK ENTERPRISE MANAGEMENT	*	*	*	*	*	*
CA340 YORK RISK SERVICES	*	*	*	*	*	*
TPA Total	10	7	70% ▼	1	1	100% ▲
HARTFORD INSURANCE Group Total	53	40	75% ▼	17	15	88% ▲
HELMSMAN MANAGEMENT SERVICES	FROIs Filed	Timely FROIs	Compliance	Payments Made	Timely Payments	Compliance
CA204 HELMSMAN MANAGEMENT SERVICES	13	2	15%	4	3	75%
Total	13	2	15% ▼	4	3	75% ▼
HELMSMAN MANAGEMENT SERVICES Group Total	13	2	15% ▼	4	3	75% ▼

INSURANCE GROUP COMPLIANCE
Lost Time FROI and Initial Indemnity Payments
Fourth Quarter
10/1/2017 - 12/31/2017

Insurance Company	Total Lost Time FROIs Filed	Lost Time FROIs Filed Timely	Compliance Percentage	Total Initial Indemnity Payments Made	Initial Indemnity Payments Made Timely	Compliance Percentage
LIBERTY MUTUAL INSURANCE	FROIs Filed	Timely FROIs	Compliance	Payments Made	Timely Payments	Compliance
CA003 AMERICAN FIRE & CASUALTY INSURANCE	3	2	67%	No Filings	No Filings	No Filings
CA380 EMPLOYERS INSURANCE OF WAUSAU	2	2	100%	1	1	100%
CA162 EXCELSIOR INSURANCE	*	*	*	*	*	*
CA210 LIBERTY MUTUAL INSURANCE	48	42	88%	18	14	78%
CA406 OHIO CASUALTY INSURANCE	1	0	0%	No Filings	No Filings	No Filings
CA407 OHIO SECURITY INSURANCE	9	5	56%	2	0	0%
CA283 PEERLESS INDEMNITY INSURANCE	6	6	100%	1	1	100%
CA275 PEERLESS INSURANCE	3	2	67%	1	1	100%
CA309 THE NETHERLANDS INSURANCE	2	2	100%	1	1	100%
CA408 WEST AMERICAN INSURANCE	1	0	0%	No Filings	No Filings	No Filings
Total	75	61	81% ▼	24	18	75% ▼
LIBERTY MUTUAL INSURANCE Group Total	75	61	81% ▼	24	18	75% ▼
MACY'S CORPORATE SERVICES	FROIs Filed	Timely FROIs	Compliance	Payments Made	Timely Payments	Compliance
CA213 MACY'S CORPORATE SERVICES	1	1	100%	No Filings	No Filings	No Filings
Total	1	1	100% ▲	No Filings	No Filings	No Filings
MACY'S CORPORATE SERVICES Group Total	1	1	100% ▲	No Filings	No Filings	No Filings
MAINE AUTOMOBILE DEALERS ASSOCIATION	FROIs Filed	Timely FROIs	Compliance	Payments Made	Timely Payments	Compliance
CA220 MAINE AUTOMOBILE DEALERS ASSOCIATION	41	37	90%	9	8	89%
Total	41	37	90% ▲	9	8	89% ▲
MAINE AUTOMOBILE DEALERS ASSOCIATION Group Total	41	37	90% ▲	9	8	89% ▲
MAINE EMPLOYERS' MUTUAL INSURANCE	FROIs Filed	Timely FROIs	Compliance	Payments Made	Timely Payments	Compliance
CA260 MAINE EMPLOYERS' MUTUAL INSURANCE	1304	1062	81%	322	307	95%
Total	1304	1062	81% ▼	322	307	95% ▲
MAINE EMPLOYERS' MUTUAL INSURANCE Group Total	1304	1062	81% ▼	322	307	95% ▲
MAINE HEALTHCARE ASSOCIATION	FROIs Filed	Timely FROIs	Compliance	Payments Made	Timely Payments	Compliance
CA234 MAINE HEALTHCARE ASSOCIATION	31	30	97%	3	3	100%
Total	31	30	97% ▲	3	3	100% ▲
MAINE HEALTHCARE ASSOCIATION Group Total	31	30	97% ▲	3	3	100% ▲
MAINE MOTOR TRANSPORT ASSOCIATION	FROIs Filed	Timely FROIs	Compliance	Payments Made	Timely Payments	Compliance
CA230 MAINE MOTOR TRANSPORT ASSOCIATION	43	42	98%	9	9	100%
Total	43	42	98% ▲	9	9	100% ▲
MAINE MOTOR TRANSPORT ASSOCIATION Group Total	43	42	98% ▲	9	9	100% ▲

INSURANCE GROUP COMPLIANCE

Lost Time FROI and Initial Indemnity Payments

Fourth Quarter

10/1/2017 - 12/31/2017

Insurance Company	Total Lost Time FROIs Filed	Lost Time FROIs Filed Timely	Compliance Percentage	Total Initial Indemnity Payments Made	Initial Indemnity Payments Made Timely	Compliance Percentage
MAINE MUNICIPAL ASSOCIATION	FROIs Filed	Timely FROIs	Compliance	Payments Made	Timely Payments	Compliance
CA225 MAINE MUNICIPAL ASSOCIATION	197	183	93%	49	49	100%
Total	197	183	93% ▲	49	49	100% ▲
MAINE MUNICIPAL ASSOCIATION Group Total	197	183	93% ▲	49	49	100% ▲
MAINE SCHOOL MANAGEMENT ASSOCIATION	FROIs Filed	Timely FROIs	Compliance	Payments Made	Timely Payments	Compliance
CA250 MAINE SCHOOL MANAGEMENT ASSOCIATION	92	89	97%	30	29	97%
Total	92	89	97% ▲	30	29	97% ▲
MAINE SCHOOL MANAGEMENT ASSOCIATION Group Total	92	89	97% ▲	30	29	97% ▲
MEADOWBROOK INSURANCE	FROIs Filed	Timely FROIs	Compliance	Payments Made	Timely Payments	Compliance
CA255 MEADOWBROOK INSURANCE	3	1	33%	2	2	100%
Total	3	1	33% ▼	2	2	100% ▲
MEADOWBROOK INSURANCE Group Total	3	1	33% ▼	2	2	100% ▲
NATIONAL INTERSTATE INSURANCE	FROIs Filed	Timely FROIs	Compliance	Payments Made	Timely Payments	Compliance
CA267 NATIONAL INTERSTATE INSURANCE COMPANY	*	*	*	*	*	*
Total	*	*	*	*	*	*
NATIONAL INTERSTATE INSURANCE Group Total	*	*	*	*	*	*
NATIONWIDE INSURANCE	FROIs Filed	Timely FROIs	Compliance	Payments Made	Timely Payments	Compliance
CA289 NATIONAL CASUALTY	*	*	*	*	*	*
CA291 NATIONWIDE AGRIBUSINESS INSURANCE	1	1	100%	1	1	100%
Total	1	1	100% ▲	1	1	100% ▲
NATIONWIDE INSURANCE Group Total	1	1	100% ▲	1	1	100% ▲
NGM INSURANCE	FROIs Filed	Timely FROIs	Compliance	Payments Made	Timely Payments	Compliance
CA265 NGM INSURANCE	2	0	0%	1	0	0%
Total	2	0	0% ▼	1	0	0% ▼
NGM INSURANCE Group Total	2	0	0% ▼	1	0	0% ▼
NORTH RIVER INSURANCE	FROIs Filed	Timely FROIs	Compliance	Payments Made	Timely Payments	Compliance
CA257 NORTH RIVER INSURANCE	*	*	*	*	*	*
Total	*	*	*	*	*	*
NORTH RIVER INSURANCE TPA Administered Claims	FROIs Filed	Timely FROIs	Compliance	Payments Made	Timely Payments	Compliance
CA040 BROADSPIRE SERVICES	1	1	100%	2	2	100%
TPA Total	1	1	100% ▲	2	2	100% ▲
NORTH RIVER INSURANCE Group Total	1	1	100% ▲	2	2	100% ▲

INSURANCE GROUP COMPLIANCE

Lost Time FROI and Initial Indemnity Payments

Fourth Quarter

10/1/2017 - 12/31/2017

Insurance Company	Total Lost Time FROIs Filed	Lost Time FROIs Filed Timely	Compliance Percentage	Total Initial Indemnity Payments Made	Initial Indemnity Payments Made Timely	Compliance Percentage
OLD REPUBLIC INSURANCE	FROIs Filed	Timely FROIs	Compliance	Payments Made	Timely Payments	Compliance
OLD REPUBLIC GENERAL INSURANCE CORP.	*	*	*	*	*	*
OLD REPUBLIC INSURANCE	*	*	*	*	*	*
Total	*	*	*	*	*	*
OLD REPUBLIC INSURANCE TPA Administered Claims						
CA070 CANNON COCHRAN MANAGEMENT SERVICES	8	6	75%	No Filings	No Filings	No Filings
CA110 CONSTITUTION STATE SERVICES	1	0	0%	No Filings	No Filings	No Filings
CA116 CORVEL ENTERPRISE COMP	*	*	*	*	*	*
CA160 ESIS	1	1	100%	No Filings	No Filings	No Filings
CA190 GALLAGHER BASSETT SERVICES	5	4	80%	2	2	100%
CA300 SEDGWICK CLAIMS MANAGEMENT SERVICES	4	4	100%	2	2	100%
CA280 TRISTAR RISK ENTERPRISE MANAGEMENT	No Filings	No Filings	No Filings	1	1	100%
TPA Total	19	15	79% ▼	5	5	100% ▲
OLD REPUBLIC INSURANCE Group Total	19	15	79% ▼	5	5	100% ▲
PENNSYLVANIA MFG ASSN	FROIs Filed	Timely FROIs	Compliance	Payments Made	Timely Payments	Compliance
PENNSYLVANIA MFG ASSN	*	*	*	*	*	*
Total	*	*	*	*	*	*
PENNSYLVANIA MFG ASSN TPA Administered Claims						
CA190 GALLAGHER BASSETT SERVICES	8	7	88%	1	0	0%
CA323 THE AMERICAN EQUITY UNDERWRITERS	2	1	50%	No Filings	No Filings	No Filings
TPA Total	10	8	80% ▼	1	0	0% ▼
PENNSYLVANIA MFG ASSN Group Total	10	8	80% ▼	1	0	0% ▼
PROTECTIVE INSURANCE	FROIs Filed	Timely FROIs	Compliance	Payments Made	Timely Payments	Compliance
CA277 PROTECTIVE INSURANCE COMPANY	*	*	*	*	*	*
Total	*	*	*	*	*	*
PROTECTIVE INSURANCE TPA Administered Claims						
CA340 YORK RISK SERVICES	1	1	100%	1	0	0%
TPA Total	1	1	100% ▲	1	0	0% ▼
PROTECTIVE INSURANCE Group Total	1	1	100% ▲	1	0	0% ▼
QBE INSURANCE GROUP	FROIs Filed	Timely FROIs	Compliance	Payments Made	Timely Payments	Compliance
QBE INSURANCE GROUP	*	*	*	*	*	*
Total	*	*	*	*	*	*
QBE INSURANCE GROUP TPA Administered Claims						
CA190 GALLAGHER BASSETT SERVICES	*	*	*	*	*	*
CA300 SEDGWICK CLAIMS MANAGEMENT SERVICES	9	7	78%	2	2	100%
TPA Total	9	7	78% ▼	2	2	100% ▲
QBE INSURANCE GROUP Group Total	9	7	78% ▼	2	2	100% ▲

Maine Workers' Compensation Board

Lost Time FROI Filing Benchmark: 85%

Initial Indemnity Payment Benchmark: 87%

* Indicates no claims activity this quarter

▲ Indicates benchmark met or exceeded

▼ Indicates benchmark not met

INSURANCE GROUP COMPLIANCE

Lost Time FROI and Initial Indemnity Payments

Fourth Quarter

10/1/2017 - 12/31/2017

Insurance Company	Total Lost Time FROIs Filed	Lost Time FROIs Filed Timely	Compliance Percentage	Total Initial Indemnity Payments Made	Initial Indemnity Payments Made Timely	Compliance Percentage
SAFETY NATIONAL CASUALTY CORP	FROIs Filed	Timely FROIs	Compliance	Payments Made	Timely Payments	Compliance
SAFETY NATIONAL CASUALTY CORP	*	*	*	*	*	*
Total	*	*	*	*	*	*
SAFETY NATIONAL CASUALTY CORP TPA Administered Claims						
CA040 BROADSPIRE SERVICES	1	1	100%	No Filings	No Filings	No Filings
CA070 CANNON COCHRAN MANAGEMENT SERVICES	3	3	100%	No Filings	No Filings	No Filings
CA116 CORVEL ENTERPRISE COMP	4	0	0%	No Filings	No Filings	No Filings
CA160 ESIS	*	*	*	*	*	*
CA190 GALLAGHER BASSETT SERVICES	3	2	67%	2	2	100%
CA300 SEDGWICK CLAIMS MANAGEMENT SERVICES	8	5	63%	1	1	100%
TPA Total	19	11	58% ▼	3	3	100% ▲
SAFETY NATIONAL CASUALTY CORP Group Total	19	11	58% ▼	3	3	100% ▲
SEDGWICK CLAIMS MANAGEMENT SERVICES	FROIs Filed	Timely FROIs	Compliance	Payments Made	Timely Payments	Compliance
CA300 SEDGWICK CLAIMS MANAGEMENT SERVICES	173	156	90%	30	29	97%
Total	173	156	90% ▲	30	29	97% ▲
SEDGWICK CLAIMS MANAGEMENT SERVICES Group Total	173	156	90% ▲	30	29	97% ▲
SENTRY INSURANCE	FROIs Filed	Timely FROIs	Compliance	Payments Made	Timely Payments	Compliance
CA426 MIDDLESEX INSURANCE COMPANY	*	*	*	*	*	*
CA402 SENTRY CASUALTY	11	8	73%	5	5	100%
CA305 SENTRY INSURANCE	3	2	67%	No Filings	No Filings	No Filings
CA308 SENTRY SELECT INSURANCE	*	*	*	*	*	*
Total	14	10	71% ▼	5	5	100% ▲
SENTRY INSURANCE Group Total	14	10	71% ▼	5	5	100% ▲
SOMPO JAPAN INSURANCE	FROIs Filed	Timely FROIs	Compliance	Payments Made	Timely Payments	Compliance
SOMPO JAPAN INSURANCE COMPANY OF AMERICA	*	*	*	*	*	*
Total	*	*	*	*	*	*
SOMPO JAPAN INSURANCE TPA Administered Claims						
CA040 BROADSPIRE SERVICES	*	*	*	*	*	*
TPA Total	*	*	*	*	*	*
SOMPO JAPAN INSURANCE Group Total	*	*	*	*	*	*

INSURANCE GROUP COMPLIANCE

Lost Time FROI and Initial Indemnity Payments

Fourth Quarter

10/1/2017 - 12/31/2017

Insurance Company	Total Lost Time FROIs Filed	Lost Time FROIs Filed Timely	Compliance Percentage	Total Initial Indemnity Payments Made	Initial Indemnity Payments Made Timely	Compliance Percentage
STARR INDEMNITY INSURANCE	FROIs Filed	Timely FROIs	Compliance	Payments Made	Timely Payments	Compliance
STARR INDEMNITY INSURANCE	*	*	*	*	*	*
Total	*	*	*	*	*	*
STARR INDEMNITY INSURANCE TPA Administered Claims						
CA160 ESIS	2	1	50%	No Filings	No Filings	No Filings
CA190 GALLAGHER BASSETT SERVICES	2	2	100%	1	1	100%
CA300 SEDGWICK CLAIMS MANAGEMENT SERVICES	*	*	*	*	*	*
TPA Total	4	3	75% ▼	1	1	100% ▲
STARR INDEMNITY INSURANCE Group Total	4	3	75% ▼	1	1	100% ▲
STATE OF MAINE WORKERS' COMPENSATION TRUST	FROIs Filed	Timely FROIs	Compliance	Payments Made	Timely Payments	Compliance
CA307 STATE OF MAINE WORKERS' COMPENSATION TRUST	123	109	89%	31	31	100%
Total	123	109	89% ▲	31	31	100% ▲
STATE OF MAINE WORKERS' COMPENSATION TRUST Group Total	123	109	89% ▲	31	31	100% ▲
SYNERNET	FROIs Filed	Timely FROIs	Compliance	Payments Made	Timely Payments	Compliance
CA320 SYNERNET	129	116	90%	29	27	93%
Total	129	116	90% ▲	29	27	93% ▲
SYNERNET Group Total	129	116	90% ▲	29	27	93% ▲
T.H.E. INSURANCE	FROIs Filed	Timely FROIs	Compliance	Payments Made	Timely Payments	Compliance
CA317 T.H.E. INSURANCE	1	0	0%	1	1	100%
Total	1	0	0% ▼	1	1	100% ▲
T.H.E. INSURANCE Group Total	1	0	0% ▼	1	1	100% ▲
THE AMERICAN EQUITY UNDERWRITERS	FROIs Filed	Timely FROIs	Compliance	Payments Made	Timely Payments	Compliance
CA323 THE AMERICAN EQUITY UNDERWRITERS	3	2	67%	No Filings	No Filings	No Filings
Total	3	2	67% ▼	No Filings	No Filings	No Filings
THE AMERICAN EQUITY UNDERWRITERS Group Total	3	2	67% ▼	No Filings	No Filings	No Filings

Maine Workers' Compensation Board

Lost Time FROI Filing Benchmark: 85%

Initial Indemnity Payment Benchmark: 87%

* Indicates no claims activity this quarter

▲ Indicates benchmark met or exceeded

▼ Indicates benchmark not met

INSURANCE GROUP COMPLIANCE
Lost Time FROI and Initial Indemnity Payments
Fourth Quarter
10/1/2017 - 12/31/2017

Insurance Company	Total Lost Time FROIs Filed	Lost Time FROIs Filed Timely	Compliance Percentage	Total Initial Indemnity Payments Made	Initial Indemnity Payments Made Timely	Compliance Percentage
TRAVELERS INSURANCE	FROIs Filed	Timely FROIs	Compliance	Payments Made	Timely Payments	Compliance
CA072 CHARTER OAK FIRE INSURANCE	23	14	61%	13	12	92%
CA164 FARMINGTON CASUALTY	1	0	0%	No Filings	No Filings	No Filings
CA284 PHOENIX INSURANCE	*	*	*	*	*	*
CA303 ST PAUL FIRE & MARINE INSURANCE	*	*	*	*	*	*
CA306 STANDARD FIRE INSURANCE	7	6	86%	3	2	67%
CA347 TRAVELERS CASUALTY & SURETY	3	3	100%	2	2	100%
CA348 TRAVELERS CASUALTY INSURANCE COMPANY OF AMERICA	*	*	*	*	*	*
CA349 TRAVELERS COMMERCIAL CASUALTY	1	0	0%	1	1	100%
CA343 TRAVELERS INDEMNITY COMPANY	*	*	*	*	*	*
CA346 TRAVELERS INDEMNITY COMPANY OF AMERICA	1	0	0%	1	1	100%
CA345 TRAVELERS PROPERTY CASUALTY INSURANCE	1	0	0%	1	1	100%
Total	37	23	62% ▼	21	19	90% ▲
TRAVELERS INSURANCE TPA Administered Claims						
CA012 ALTERNATIVE SERVICE CONCEPTS LLC	1	0	0%	1	0	0%
CA117 COTTINGHAM & BUTLER CLAIMS SERVICES	*	*	*	*	*	*
CA160 ESIS	*	*	*	*	*	*
CA190 GALLAGHER BASSETT SERVICES	4	2	50%	2	1	50%
CA300 SEDGWICK CLAIMS MANAGEMENT SERVICES	4	4	100%	No Filings	No Filings	No Filings
CA340 YORK RISK SERVICES	1	1	100%	No Filings	No Filings	No Filings
TPA Total	10	7	70% ▼	3	1	33% ▼
TRAVELERS INSURANCE Group Total	47	30	64% ▼	24	20	83% ▼
TRISTAR RISK ENTERPRISE MANAGEMENT	FROIs Filed	Timely FROIs	Compliance	Payments Made	Timely Payments	Compliance
CA280 TRISTAR RISK ENTERPRISE MANAGEMENT	No Filings	No Filings	No Filings	1	1	100%
Total	No Filings	No Filings	No Filings	1	1	100% ▲
TRISTAR RISK ENTERPRISE MANAGEMENT Group Total	No Filings	No Filings	No Filings	1	1	100% ▲

INSURANCE GROUP COMPLIANCE

Lost Time FROI and Initial Indemnity Payments

Fourth Quarter

10/1/2017 - 12/31/2017

Insurance Company	Total Lost Time FROIs Filed	Lost Time FROIs Filed Timely	Compliance Percentage	Total Initial Indemnity Payments Made	Initial Indemnity Payments Made Timely	Compliance Percentage
XL INSURANCE	FROIs Filed	Timely FROIs	Compliance	Payments Made	Timely Payments	Compliance
CA384 XL INSURANCE	*	*	*	*	*	*
Total	*	*	*	*	*	*
XL INSURANCE TPA Administered Claims						
CA040 BROADSPIRE SERVICES	*	*	*	*	*	*
CA116 CORVEL ENTERPRISE COMP	1	0	0%	No Filings	No Filings	No Filings
CA117 COTTINGHAM & BUTLER CLAIMS SERVICES	1	0	0%	No Filings	No Filings	No Filings
CA160 ESIS	*	*	*	*	*	*
CA190 GALLAGHER BASSETT SERVICES	15	14	93%	6	5	83%
CA300 SEDGWICK CLAIMS MANAGEMENT SERVICES	15	14	93%	3	2	67%
TPA Total	32	28	88% ▲	9	7	78% ▼
XL INSURANCE Group Total	32	28	88% ▲	9	7	78% ▼
YORK RISK SERVICES	FROIs Filed	Timely FROIs	Compliance	Payments Made	Timely Payments	Compliance
CA340 YORK RISK SERVICES	11	7	64%	4	1	25%
Total	11	7	64% ▼	4	1	25% ▼
YORK RISK SERVICES Group Total	11	7	64% ▼	4	1	25% ▼
ZURICH INSURANCE	FROIs Filed	Timely FROIs	Compliance	Payments Made	Timely Payments	Compliance
CA021 AMERICAN GUARANTEE & LIABILITY	*	*	*	*	*	*
CA022 AMERICAN ZURICH	7	7	100%	1	1	100%
CA400 ZURICH AMERICAN INSURANCE	5	5	100%	No Filings	No Filings	No Filings
CA404 ZURICH AMERICAN INSURANCE COMPANY OF ILLINOIS	1	1	100%	No Filings	No Filings	No Filings
Total	13	13	100% ▲	1	1	100% ▲
ZURICH INSURANCE TPA Administered Claims						
CA040 BROADSPIRE SERVICES	1	1	100%	1	1	100%
CA160 ESIS	*	*	*	*	*	*
CA190 GALLAGHER BASSETT SERVICES	7	6	86%	3	1	33%
CA300 SEDGWICK CLAIMS MANAGEMENT SERVICES	5	5	100%	2	2	100%
TPA Total	13	12	92% ▲	6	4	67% ▼
ZURICH INSURANCE Group Total	26	25	96% ▲	7	5	71% ▼

Appendix B

Insurance Group Compliance Initial MOP and Initial Indemnity NOC Filings

**Fourth Quarter 2017
10/1/2017-12/31/2017**

INSURANCE GROUP COMPLIANCE
Initial MOP and Initial Indemnity NOC Filings
Fourth Quarter
10/1/2017 - 12/31/2017

Insurance Company	Total Initial MOPs Filed	Initial MOPs Filed Timely	Compliance Percentage	Total Initial Indemnity NOCs Filed	Initial Indemnity NOCs Filed Timely	Compliance Percentage
ACADIA INSURANCE	MOPs Filed	Timely MOPs	Compliance	NOCs Filed	Timely NOCs	Compliance
CA010 ACADIA INSURANCE	26	21	81%	16	15	94%
Total	26	21	81% ▼	16	15	94% ▲
ACADIA INSURANCE Group Total	26	21	81% ▼	16	15	94% ▲
ACCIDENT FUND INSURANCE	MOPs Filed	Timely MOPs	Compliance	NOCs Filed	Timely NOCs	Compliance
ACCIDENT FUND INSURANCE	*	*	*	*	*	*
Total	*	*	*	*	*	*
ACCIDENT FUND INSURANCE TPA Administered Claims						
CA190 GALLAGHER BASSETT SERVICES	No Filings	No Filings	No Filings	1	1	100%
TPA Total	No Filings	No Filings	No Filings	1	1	100% ▲
ACCIDENT FUND INSURANCE Group Total	No Filings	No Filings	No Filings	1	1	100% ▲
ACUITY MUTUAL INSURANCE	MOPs Filed	Timely MOPs	Compliance	NOCs Filed	Timely NOCs	Compliance
CA418 ACUITY MUTUAL INSURANCE	No Filings	No Filings	No Filings	No Filings	No Filings	No Filings
Total	No Filings	No Filings	No Filings	No Filings	No Filings	No Filings
ACUITY MUTUAL INSURANCE Group Total	No Filings	No Filings	No Filings	No Filings	No Filings	No Filings
AIG INSURANCE	MOPs Filed	Timely MOPs	Compliance	NOCs Filed	Timely NOCs	Compliance
CA015 AIG DOMESTIC CLAIMS	29	24	83%	17	15	88%
Total	29	24	83% ▼	17	15	88% ▼
AIG INSURANCE TPA Administered Claims						
CA100 CLAIMS MANAGEMENT (WALMART)	8	7	88%	7	5	71%
CA160 ESIS	*	*	*	*	*	*
CA300 SEDGWICK CLAIMS MANAGEMENT SERVICES	No Filings	No Filings	No Filings	No Filings	No Filings	No Filings
TPA Total	8	7	88% ▲	7	5	71% ▼
AIG INSURANCE Group Total	37	31	84% ▼	24	20	83% ▼
ALTERNATIVE SERVICE CONCEPTS LLC	MOPs Filed	Timely MOPs	Compliance	NOCs Filed	Timely NOCs	Compliance
CA012 ALTERNATIVE SERVICE CONCEPTS LLC	1	0	0%	No Filings	No Filings	No Filings
Total	1	0	0% ▼	No Filings	No Filings	No Filings
ALTERNATIVE SERVICE CONCEPTS LLC Group Total	1	0	0% ▼	No Filings	No Filings	No Filings
AMTRUST INSURANCE	MOPs Filed	Timely MOPs	Compliance	NOCs Filed	Timely NOCs	Compliance
CA342 TECHNOLOGY INSURANCE	2	1	50%	1	0	0%
CA381 WESCO INSURANCE	2	2	100%	1	0	0%
Total	4	3	75% ▼	2	0	0% ▼
AMTRUST INSURANCE Group Total	4	3	75% ▼	2	0	0% ▼

Maine Workers' Compensation Board

Initial MOP Filing Benchmark: 85%

Initial Indemnity NOC Benchmark: 90%

* Indicates no claims activity this quarter

▲ Indicates benchmark met or exceeded

▼ Indicates benchmark not met

INSURANCE GROUP COMPLIANCE
Initial MOP and Initial Indemnity NOC Filings
Fourth Quarter
10/1/2017 - 12/31/2017

Insurance Company	Total Initial MOPs Filed	Initial MOPs Filed Timely	Compliance Percentage	Total Initial Indemnity NOCs Filed	Initial Indemnity NOCs Filed Timely	Compliance Percentage
ARCH INSURANCE	MOPs Filed	Timely MOPs	Compliance	NOCs Filed	Timely NOCs	Compliance
ARCH INSURANCE	*	*	*	*	*	*
Total	*	*	*	*	*	*
ARCH INSURANCE TPA Administered Claims						
CA040 BROADSPIRE SERVICES	1	1	100%	No Filings	No Filings	No Filings
CA117 COTTINGHAM & BUTLER CLAIMS SERVICES	2	2	100%	1	1	100%
CA190 GALLAGHER BASSETT SERVICES	5	4	80%	No Filings	No Filings	No Filings
CA204 HELMSMAN MANAGEMENT SERVICES	*	*	*	*	*	*
CA300 SEDGWICK CLAIMS MANAGEMENT SERVICES	1	1	100%	1	1	100%
CA340 YORK RISK SERVICES	1	0	0%	No Filings	No Filings	No Filings
TPA Total	10	8	80% ▼	2	2	100% ▲
ARCH INSURANCE Group Total	10	8	80% ▼	2	2	100% ▲
BATH IRON WORKS	MOPs Filed	Timely MOPs	Compliance	NOCs Filed	Timely NOCs	Compliance
CA036 BATH IRON WORKS	7	7	100%	10	10	100%
Total	7	7	100% ▲	10	10	100% ▲
BATH IRON WORKS Group Total	7	7	100% ▲	10	10	100% ▲
BERKSHIRE HATHAWAY INSURANCE	MOPs Filed	Timely MOPs	Compliance	NOCs Filed	Timely NOCs	Compliance
CA019 AMGUARD INSURANCE	3	0	0%	No Filings	No Filings	No Filings
CA115 CONTINENTAL INDEMNITY	*	*	*	*	*	*
CA140 EASTGUARD INSURANCE	1	1	100%	No Filings	No Filings	No Filings
CA272 NORGUARD INSURANCE	No Filings	No Filings	No Filings	No Filings	No Filings	No Filings
CA293 REDWOOD FIRE AND CASUALTY INSURANCE	*	*	*	*	*	*
Total	4	1	25% ▼	No Filings	No Filings	No Filings
BERKSHIRE HATHAWAY INSURANCE Group Total	4	1	25% ▼	No Filings	No Filings	No Filings
BROADSPIRE SERVICES	MOPs Filed	Timely MOPs	Compliance	NOCs Filed	Timely NOCs	Compliance
CA040 BROADSPIRE SERVICES	4	4	100%	1	1	100%
Total	4	4	100% ▲	1	1	100% ▲
BROADSPIRE SERVICES Group Total	4	4	100% ▲	1	1	100% ▲
CANNON COCHRAN MANAGEMENT SERVICES	MOPs Filed	Timely MOPs	Compliance	NOCs Filed	Timely NOCs	Compliance
CA070 CANNON COCHRAN MANAGEMENT SERVICES	42	37	88%	24	24	100%
Total	42	37	88% ▲	24	24	100% ▲
CANNON COCHRAN MANAGEMENT SERVICES Group Total	42	37	88% ▲	24	24	100% ▲
CHEROKEE INSURANCE	MOPs Filed	Timely MOPs	Compliance	NOCs Filed	Timely NOCs	Compliance
CA044 CHEROKEE INSURANCE	No Filings	No Filings	No Filings	No Filings	No Filings	No Filings
Total	No Filings	No Filings	No Filings	No Filings	No Filings	No Filings
CHEROKEE INSURANCE Group Total	No Filings	No Filings	No Filings	No Filings	No Filings	No Filings

INSURANCE GROUP COMPLIANCE
Initial MOP and Initial Indemnity NOC Filings
Fourth Quarter
10/1/2017 - 12/31/2017

Insurance Company	Total Initial MOPs Filed	Initial MOPs Filed Timely	Compliance Percentage	Total Initial Indemnity NOCs Filed	Initial Indemnity NOCs Filed Timely	Compliance Percentage
CHUBB INSURANCE	MOPs Filed	Timely MOPs	Compliance	NOCs Filed	Timely NOCs	Compliance
ACE INSURANCE	*	*	*	*	*	*
CA046 CHUBB INSURANCE	*	*	*	*	*	*
Total	*	*	*	*	*	*
CHUBB INSURANCE TPA Administered Claims						
CA040 BROADSPIRE SERVICES	No Filings	No Filings	No Filings	No Filings	No Filings	No Filings
CA070 CANNON COCHRAN MANAGEMENT SERVICES	1	1	100%	1	1	100%
CA110 CONSTITUTION STATE SERVICES	5	4	80%	2	1	50%
CA116 CORVEL ENTERPRISE COMP	2	1	50%	1	0	0%
CA160 ESIS	4	2	50%	4	4	100%
CA190 GALLAGHER BASSETT SERVICES	18	13	72%	4	3	75%
CA204 HELMSMAN MANAGEMENT SERVICES	1	1	100%	1	1	100%
CA300 SEDGWICK CLAIMS MANAGEMENT SERVICES	14	14	100%	15	14	93%
CA340 YORK RISK SERVICES	No Filings	No Filings	No Filings	2	2	100%
TPA Total	45	36	80% ▼	30	26	87% ▼
CHUBB INSURANCE Group Total	45	36	80% ▼	30	26	87% ▼
CHURCH MUTUAL INSURANCE	MOPs Filed	Timely MOPs	Compliance	NOCs Filed	Timely NOCs	Compliance
CA084 CHURCH MUTUAL INSURANCE	*	*	*	*	*	*
Total	*	*	*	*	*	*
CHURCH MUTUAL INSURANCE Group Total	*	*	*	*	*	*
CIANBRO CORPORATION	MOPs Filed	Timely MOPs	Compliance	NOCs Filed	Timely NOCs	Compliance
CA085 CIANBRO CORPORATION	*	*	*	*	*	*
Total	*	*	*	*	*	*
CIANBRO CORPORATION Group Total	*	*	*	*	*	*
CLAIMS MANAGEMENT (WALMART)	MOPs Filed	Timely MOPs	Compliance	NOCs Filed	Timely NOCs	Compliance
CA100 CLAIMS MANAGEMENT (WALMART)	8	7	88%	7	5	71%
Total	8	7	88% ▲	7	5	71% ▼
CLAIMS MANAGEMENT (WALMART) Group Total	8	7	88% ▲	7	5	71% ▼

Maine Workers' Compensation Board

Initial MOP Filing Benchmark: 85%

Initial Indemnity NOC Benchmark: 90%

* Indicates no claims activity this quarter

▲ Indicates benchmark met or exceeded

▼ Indicates benchmark not met

INSURANCE GROUP COMPLIANCE
Initial MOP and Initial Indemnity NOC Filings
Fourth Quarter
10/1/2017 - 12/31/2017

Insurance Company	Total Initial MOPs Filed	Initial MOPs Filed Timely	Compliance Percentage		Total Initial Indemnity NOCs Filed	Initial Indemnity NOCs Filed Timely	Compliance Percentage	
CNA INSURANCE	MOPs Filed	Timely MOPs	Compliance		NOCs Filed	Timely NOCs	Compliance	
CA017 AMERICAN CASUALTY COMPANY OF READING PA	*	*	*		*	*	*	
CA083 CNA CLAIMS PLUS	*	*	*		*	*	*	
CA050 CONTINENTAL CASUALTY	1	1	100%		1	1	100%	
CA314 TRANSPORTATION INSURANCE	1	1	100%		No Filings	No Filings	No Filings	
CA329 VALLEY FORGE INSURANCE COMPANY	*	*	*		*	*	*	
Total	2	2	100%	▲	1	1	100%	▲
CNA INSURANCE TPA Administered Claims								
CA190 GALLAGHER BASSETT SERVICES	*	*	*		*	*	*	
TPA Total	*	*	*		*	*	*	
CNA INSURANCE Group Total	2	2	100%	▲	1	1	100%	▲
CONSTITUTION STATE SERVICES	MOPs Filed	Timely MOPs	Compliance		NOCs Filed	Timely NOCs	Compliance	
CA110 CONSTITUTION STATE SERVICES	5	4	80%		3	2	67%	
Total	5	4	80%	▼	3	2	67%	▼
CONSTITUTION STATE SERVICES Group Total	5	4	80%	▼	3	2	67%	▼
CORVEL ENTERPRISE COMP	MOPs Filed	Timely MOPs	Compliance		NOCs Filed	Timely NOCs	Compliance	
CA116 CORVEL ENTERPRISE COMP	2	1	50%		3	2	67%	
Total	2	1	50%	▼	3	2	67%	▼
CORVEL ENTERPRISE COMP Group Total	2	1	50%	▼	3	2	67%	▼
COTTINGHAM & BUTLER CLAIMS SERVICES	MOPs Filed	Timely MOPs	Compliance		NOCs Filed	Timely NOCs	Compliance	
CA117 COTTINGHAM & BUTLER CLAIMS SERVICES	2	2	100%		2	2	100%	
Total	2	2	100%	▲	2	2	100%	▲
COTTINGHAM & BUTLER CLAIMS SERVICES Group Total	2	2	100%	▲	2	2	100%	▲
CROSS INSURANCE	MOPs Filed	Timely MOPs	Compliance		NOCs Filed	Timely NOCs	Compliance	
CA093 CROSS INSURANCE	26	24	92%		83	83	100%	
Total	26	24	92%	▲	83	83	100%	▲
CROSS INSURANCE Group Total	26	24	92%	▲	83	83	100%	▲
EASTERN ALLIANCE INSURANCE	MOPs Filed	Timely MOPs	Compliance		NOCs Filed	Timely NOCs	Compliance	
CA141 EASTERN ALLIANCE INSURANCE	3	3	100%		2	2	100%	
Total	3	3	100%	▲	2	2	100%	▲
EASTERN ALLIANCE INSURANCE Group Total	3	3	100%	▲	2	2	100%	▲

INSURANCE GROUP COMPLIANCE
Initial MOP and Initial Indemnity NOC Filings
Fourth Quarter
10/1/2017 - 12/31/2017

Insurance Company	Total Initial MOPs Filed	Initial MOPs Filed Timely	Compliance Percentage	Total Initial Indemnity NOCs Filed	Initial Indemnity NOCs Filed Timely	Compliance Percentage
ELECTRIC INSURANCE CA150 ELECTRIC INSURANCE	MOPs Filed *	Timely MOPs *	Compliance *	NOCs Filed *	Timely NOCs *	Compliance *
Total	*	*	*	*	*	*
ELECTRIC INSURANCE TPA Administered Claims CA300 SEDGWICK CLAIMS MANAGEMENT SERVICES	No Filings	No Filings	No Filings	3	3	100%
TPA Total	No Filings	No Filings	No Filings	3	3	100% ▲
ELECTRIC INSURANCE Group Total	No Filings	No Filings	No Filings	3	3	100% ▲
ESIS CA160 ESIS	MOPs Filed 5	Timely MOPs 3	Compliance 60%	NOCs Filed 5	Timely NOCs 5	Compliance 100%
Total	5	3	60% ▼	5	5	100% ▲
ESIS Group Total	5	3	60% ▼	5	5	100% ▲
EVEREST REINS HOLDINGS GROUP EVEREST REINS HOLDINGS	MOPs Filed *	Timely MOPs *	Compliance *	NOCs Filed *	Timely NOCs *	Compliance *
Total	*	*	*	*	*	*
EVEREST REINS HOLDINGS GROUP TPA Administered Claims CA190 GALLAGHER BASSETT SERVICES CA300 SEDGWICK CLAIMS MANAGEMENT SERVICES	No Filings	No Filings	No Filings	1	0	0%
TPA Total	No Filings	No Filings	No Filings	1	0	0% ▼
EVEREST REINS HOLDINGS GROUP Group Total	No Filings	No Filings	No Filings	1	0	0% ▼
FEDERATED MUTUAL INSURANCE CA091 FEDERATED MUTUAL INSURANCE CA092 FEDERATED SERVICE INSURANCE	MOPs Filed 4 1	Timely MOPs 2 1	Compliance 50% 100%	NOCs Filed No Filings No Filings	Timely NOCs No Filings No Filings	Compliance No Filings No Filings
Total	5	3	60% ▼	No Filings	No Filings	No Filings
FEDERATED MUTUAL INSURANCE Group Total	5	3	60% ▼	No Filings	No Filings	No Filings
FIREMAN'S FUND INSURANCE CA170 FIREMAN'S FUND INSURANCE	MOPs Filed *	Timely MOPs *	Compliance *	NOCs Filed *	Timely NOCs *	Compliance *
Total	*	*	*	*	*	*
FIREMAN'S FUND INSURANCE Group Total	*	*	*	*	*	*
FRANKENMUTH INSURANCE CA095 FRANKENMUTH INSURANCE CA274 PATRIOT INSURANCE	MOPs Filed * *	Timely MOPs * *	Compliance * *	NOCs Filed * *	Timely NOCs * *	Compliance * *
Total	*	*	*	*	*	*
FRANKENMUTH INSURANCE Group Total	*	*	*	*	*	*

INSURANCE GROUP COMPLIANCE
Initial MOP and Initial Indemnity NOC Filings
Fourth Quarter
10/1/2017 - 12/31/2017

Insurance Company	Total Initial MOPs Filed	Initial MOPs Filed Timely	Compliance Percentage	Total Initial Indemnity NOCs Filed	Initial Indemnity NOCs Filed Timely	Compliance Percentage
FUTURECOMP	MOPs Filed	Timely MOPs	Compliance	NOCs Filed	Timely NOCs	Compliance
CA175 FUTURECOMP	16	12	75%	9	9	100%
Total	16	12	75% ▼	9	9	100% ▲
FUTURECOMP Group Total	16	12	75% ▼	9	9	100% ▲
GALLAGHER BASSETT SERVICES	MOPs Filed	Timely MOPs	Compliance	NOCs Filed	Timely NOCs	Compliance
CA190 GALLAGHER BASSETT SERVICES	41	31	76%	10	8	80%
Total	41	31	76% ▼	10	8	80% ▼
GALLAGHER BASSETT SERVICES Group Total	41	31	76% ▼	10	8	80% ▼
GREAT AMERICAN INSURANCE	MOPs Filed	Timely MOPs	Compliance	NOCs Filed	Timely NOCs	Compliance
CA193 GREAT AMERICAN INSURANCE	No Filings	No Filings	No Filings	1	0	0%
Total	No Filings	No Filings	No Filings	1	0	0% ▼
GREAT AMERICAN INSURANCE TPA Administered Claims	MOPs Filed	Timely MOPs	Compliance	NOCs Filed	Timely NOCs	Compliance
CA323 THE AMERICAN EQUITY UNDERWRITERS	No Filings	No Filings	No Filings	No Filings	No Filings	No Filings
TPA Total	No Filings	No Filings	No Filings	No Filings	No Filings	No Filings
GREAT AMERICAN INSURANCE Group Total	No Filings	No Filings	No Filings	1	0	0% ▼
GREAT FALLS INSURANCE	MOPs Filed	Timely MOPs	Compliance	NOCs Filed	Timely NOCs	Compliance
GREAT FALLS INSURANCE	*	*	*	*	*	*
Total	*	*	*	*	*	*
GREAT FALLS INSURANCE TPA Administered Claims	MOPs Filed	Timely MOPs	Compliance	NOCs Filed	Timely NOCs	Compliance
CA070 CANNON COCHRAN MANAGEMENT SERVICES	22	18	82%	16	16	100%
TPA Total	22	18	82% ▼	16	16	100% ▲
GREAT FALLS INSURANCE Group Total	22	18	82% ▼	16	16	100% ▲
HANNAFORD BROTHERS	MOPs Filed	Timely MOPs	Compliance	NOCs Filed	Timely NOCs	Compliance
CA201 HANNAFORD BROTHERS	20	15	75%	3	2	67%
Total	20	15	75% ▼	3	2	67% ▼
HANNAFORD BROTHERS Group Total	20	15	75% ▼	3	2	67% ▼
HANNOVER INSURANCE	MOPs Filed	Timely MOPs	Compliance	NOCs Filed	Timely NOCs	Compliance
HANNOVER INSURANCE	*	*	*	*	*	*
Total	*	*	*	*	*	*
HANNOVER INSURANCE TPA Administered Claims	MOPs Filed	Timely MOPs	Compliance	NOCs Filed	Timely NOCs	Compliance
CA340 YORK RISK SERVICES	2	1	50%	1	1	100%
TPA Total	2	1	50% ▼	1	1	100% ▲
HANNOVER INSURANCE Group Total	2	1	50% ▼	1	1	100% ▲

INSURANCE GROUP COMPLIANCE
Initial MOP and Initial Indemnity NOC Filings
Fourth Quarter
10/1/2017 - 12/31/2017

Insurance Company	Total Initial MOPs Filed	Initial MOPs Filed Timely	Compliance Percentage	Total Initial Indemnity NOCs Filed	Initial Indemnity NOCs Filed Timely	Compliance Percentage
HANOVER INSURANCE	MOPs Filed	Timely MOPs	Compliance	NOCs Filed	Timely NOCs	Compliance
CA428 ALLMERICA FINANCIAL BENEFIT INSURANCE	*	*	*	*	*	*
CA048 CITIZENS INSURANCE COMPANY OF AMERICA	No Filings	No Filings	No Filings	2	2	100%
CA429 HANOVER AMERICAN INSURANCE	*	*	*	*	*	*
CA202 HANOVER INSURANCE	1	1	100%	1	1	100%
CA228 MASSACHUSETTS BAY INSURANCE	*	*	*	*	*	*
Total	1	1	100% ▲	3	3	100% ▲
HANOVER INSURANCE Group Total	1	1	100% ▲	3	3	100% ▲
HARTFORD INSURANCE	MOPs Filed	Timely MOPs	Compliance	NOCs Filed	Timely NOCs	Compliance
CA188 HARTFORD ACCIDENT & INDEMNITY	No Filings	No Filings	No Filings	No Filings	No Filings	No Filings
CA185 HARTFORD CASUALTY INSURANCE	4	4	100%	1	1	100%
CA203 HARTFORD FIRE INSURANCE	2	2	100%	No Filings	No Filings	No Filings
CA186 HARTFORD INSURANCE COMPANY OF THE MIDWEST	*	*	*	*	*	*
CA187 HARTFORD UNDERWRITERS INSURANCE	2	2	100%	1	1	100%
CA288 PROPERTY & CASUALTY INSURANCE COMPANY OF HARTFORD	4	4	100%	No Filings	No Filings	No Filings
CA296 SENTINEL INSURANCE	No Filings	No Filings	No Filings	No Filings	No Filings	No Filings
CA319 TRUMBULL INSURANCE	4	4	100%	3	2	67%
CA321 TWIN CITY FIRE INSURANCE	No Filings	No Filings	No Filings	No Filings	No Filings	No Filings
Total	16	16	100% ▲	5	4	80% ▼
HARTFORD INSURANCE TPA Administered Claims	MOPs Filed	Timely MOPs	Compliance	NOCs Filed	Timely NOCs	Compliance
CA040 BROADSPIRE SERVICES	*	*	*	*	*	*
CA070 CANNON COCHRAN MANAGEMENT SERVICES	1	1	100%	1	1	100%
CA116 CORVEL ENTERPRISE COMP	No Filings	No Filings	No Filings	2	2	100%
CA190 GALLAGHER BASSETT SERVICES	No Filings	No Filings	No Filings	No Filings	No Filings	No Filings
CA300 SEDGWICK CLAIMS MANAGEMENT SERVICES	No Filings	No Filings	No Filings	No Filings	No Filings	No Filings
CA280 TRISTAR RISK ENTERPRISE MANAGEMENT	*	*	*	*	*	*
CA340 YORK RISK SERVICES	*	*	*	*	*	*
TPA Total	1	1	100% ▲	3	3	100% ▲
HARTFORD INSURANCE Group Total	17	17	100% ▲	8	7	88% ▼
HELMSMAN MANAGEMENT SERVICES	MOPs Filed	Timely MOPs	Compliance	NOCs Filed	Timely NOCs	Compliance
CA204 HELMSMAN MANAGEMENT SERVICES	4	2	50%	4	3	75%
Total	4	2	50% ▼	4	3	75% ▼
HELMSMAN MANAGEMENT SERVICES Group Total	4	2	50% ▼	4	3	75% ▼

INSURANCE GROUP COMPLIANCE
Initial MOP and Initial Indemnity NOC Filings
Fourth Quarter
10/1/2017 - 12/31/2017

Insurance Company	Total Initial MOPs Filed	Initial MOPs Filed Timely	Compliance Percentage	Total Initial Indemnity NOCs Filed	Initial Indemnity NOCs Filed Timely	Compliance Percentage
LIBERTY MUTUAL INSURANCE	MOPs Filed	Timely MOPs	Compliance	NOCs Filed	Timely NOCs	Compliance
CA003 AMERICAN FIRE & CASUALTY INSURANCE	No Filings	No Filings	No Filings	No Filings	No Filings	No Filings
CA380 EMPLOYERS INSURANCE OF WAUSAU	1	1	100%	No Filings	No Filings	No Filings
CA162 EXCELSIOR INSURANCE	*	*	*	*	*	*
CA210 LIBERTY MUTUAL INSURANCE	18	14	78%	15	12	80%
CA406 OHIO CASUALTY INSURANCE	No Filings	No Filings	No Filings	No Filings	No Filings	No Filings
CA407 OHIO SECURITY INSURANCE	2	1	50%	2	2	100%
CA283 PEERLESS INDEMNITY INSURANCE	1	1	100%	1	1	100%
CA275 PEERLESS INSURANCE	1	1	100%	2	2	100%
CA309 THE NETHERLANDS INSURANCE	1	1	100%	1	1	100%
CA408 WEST AMERICAN INSURANCE	No Filings	No Filings	No Filings	No Filings	No Filings	No Filings
Total	24	19	79% ▼	21	18	86% ▼
LIBERTY MUTUAL INSURANCE Group Total	24	19	79% ▼	21	18	86% ▼
MACY'S CORPORATE SERVICES	MOPs Filed	Timely MOPs	Compliance	NOCs Filed	Timely NOCs	Compliance
CA213 MACY'S CORPORATE SERVICES	No Filings	No Filings	No Filings	1	1	100%
Total	No Filings	No Filings	No Filings	1	1	100% ▲
MACY'S CORPORATE SERVICES Group Total	No Filings	No Filings	No Filings	1	1	100% ▲
MAINE AUTOMOBILE DEALERS ASSOCIATION	MOPs Filed	Timely MOPs	Compliance	NOCs Filed	Timely NOCs	Compliance
CA220 MAINE AUTOMOBILE DEALERS ASSOCIATION	9	9	100%	4	3	75%
Total	9	9	100% ▲	4	3	75% ▼
MAINE AUTOMOBILE DEALERS ASSOCIATION Group Total	9	9	100% ▲	4	3	75% ▼
MAINE EMPLOYERS' MUTUAL INSURANCE	MOPs Filed	Timely MOPs	Compliance	NOCs Filed	Timely NOCs	Compliance
CA260 MAINE EMPLOYERS' MUTUAL INSURANCE	322	301	93%	320	293	92%
Total	322	301	93% ▲	320	293	92% ▲
MAINE EMPLOYERS' MUTUAL INSURANCE Group Total	322	301	93% ▲	320	293	92% ▲
MAINE HEALTHCARE ASSOCIATION	MOPs Filed	Timely MOPs	Compliance	NOCs Filed	Timely NOCs	Compliance
CA234 MAINE HEALTHCARE ASSOCIATION	3	3	100%	4	4	100%
Total	3	3	100% ▲	4	4	100% ▲
MAINE HEALTHCARE ASSOCIATION Group Total	3	3	100% ▲	4	4	100% ▲
MAINE MOTOR TRANSPORT ASSOCIATION	MOPs Filed	Timely MOPs	Compliance	NOCs Filed	Timely NOCs	Compliance
CA230 MAINE MOTOR TRANSPORT ASSOCIATION	9	9	100%	6	6	100%
Total	9	9	100% ▲	6	6	100% ▲
MAINE MOTOR TRANSPORT ASSOCIATION Group Total	9	9	100% ▲	6	6	100% ▲

INSURANCE GROUP COMPLIANCE
Initial MOP and Initial Indemnity NOC Filings
Fourth Quarter
10/1/2017 - 12/31/2017

Insurance Company	Total Initial MOPs Filed	Initial MOPs Filed Timely	Compliance Percentage	Total Initial Indemnity NOCs Filed	Initial Indemnity NOCs Filed Timely	Compliance Percentage
MAINE MUNICIPAL ASSOCIATION	MOPs Filed	Timely MOPs	Compliance	NOCs Filed	Timely NOCs	Compliance
CA225 MAINE MUNICIPAL ASSOCIATION	49	48	98%	60	60	100%
Total	49	48	98% ▲	60	60	100% ▲
MAINE MUNICIPAL ASSOCIATION Group Total	49	48	98% ▲	60	60	100% ▲
MAINE SCHOOL MANAGEMENT ASSOCIATION	MOPs Filed	Timely MOPs	Compliance	NOCs Filed	Timely NOCs	Compliance
CA250 MAINE SCHOOL MANAGEMENT ASSOCIATION	30	30	100%	5	5	100%
Total	30	30	100% ▲	5	5	100% ▲
MAINE SCHOOL MANAGEMENT ASSOCIATION Group Total	30	30	100% ▲	5	5	100% ▲
MEADOWBROOK INSURANCE	MOPs Filed	Timely MOPs	Compliance	NOCs Filed	Timely NOCs	Compliance
CA255 MEADOWBROOK INSURANCE	2	2	100%	No Filings	No Filings	No Filings
Total	2	2	100% ▲	No Filings	No Filings	No Filings
MEADOWBROOK INSURANCE Group Total	2	2	100% ▲	No Filings	No Filings	No Filings
NATIONAL INTERSTATE INSURANCE	MOPs Filed	Timely MOPs	Compliance	NOCs Filed	Timely NOCs	Compliance
CA267 NATIONAL INTERSTATE INSURANCE COMPANY	*	*	*	*	*	*
Total	*	*	*	*	*	*
NATIONAL INTERSTATE INSURANCE Group Total	*	*	*	*	*	*
NATIONWIDE INSURANCE	MOPs Filed	Timely MOPs	Compliance	NOCs Filed	Timely NOCs	Compliance
CA289 NATIONAL CASUALTY	*	*	*	*	*	*
CA291 NATIONWIDE AGRIBUSINESS INSURANCE	1	1	100%	No Filings	No Filings	No Filings
Total	1	1	100% ▲	No Filings	No Filings	No Filings
NATIONWIDE INSURANCE Group Total	1	1	100% ▲	No Filings	No Filings	No Filings
NGM INSURANCE	MOPs Filed	Timely MOPs	Compliance	NOCs Filed	Timely NOCs	Compliance
CA265 NGM INSURANCE	1	1	100%	1	0	0%
Total	1	1	100% ▲	1	0	0% ▼
NGM INSURANCE Group Total	1	1	100% ▲	1	0	0% ▼
NORTH RIVER INSURANCE	MOPs Filed	Timely MOPs	Compliance	NOCs Filed	Timely NOCs	Compliance
CA257 NORTH RIVER INSURANCE	*	*	*	*	*	*
Total	*	*	*	*	*	*
NORTH RIVER INSURANCE TPA Administered Claims						
CA040 BROADSPIRE SERVICES	2	2	100%	No Filings	No Filings	No Filings
TPA Total	2	2	100% ▲	No Filings	No Filings	No Filings
NORTH RIVER INSURANCE Group Total	2	2	100% ▲	No Filings	No Filings	No Filings

INSURANCE GROUP COMPLIANCE
Initial MOP and Initial Indemnity NOC Filings
Fourth Quarter
10/1/2017 - 12/31/2017

Insurance Company	Total Initial MOPs Filed	Initial MOPs Filed Timely	Compliance Percentage	Total Initial Indemnity NOCs Filed	Initial Indemnity NOCs Filed Timely	Compliance Percentage
OLD REPUBLIC INSURANCE	MOPs Filed	Timely MOPs	Compliance	NOCs Filed	Timely NOCs	Compliance
OLD REPUBLIC GENERAL INSURANCE CORP.	*	*	*	*	*	*
OLD REPUBLIC INSURANCE	*	*	*	*	*	*
Total	*	*	*	*	*	*
OLD REPUBLIC INSURANCE TPA Administered Claims						
CA070 CANNON COCHRAN MANAGEMENT SERVICES	No Filings	No Filings	No Filings	1	1	100%
CA110 CONSTITUTION STATE SERVICES	No Filings	No Filings	No Filings	1	1	100%
CA116 CORVEL ENTERPRISE COMP	*	*	*	*	*	*
CA160 ESIS	No Filings	No Filings	No Filings	1	1	100%
CA190 GALLAGHER BASSETT SERVICES	2	1	50%	1	1	100%
CA300 SEDGWICK CLAIMS MANAGEMENT SERVICES	2	2	100%	No Filings	No Filings	No Filings
CA280 TRISTAR RISK ENTERPRISE MANAGEMENT	1	0	0%	No Filings	No Filings	No Filings
TPA Total	5	3	60% ▼	4	4	100% ▲
OLD REPUBLIC INSURANCE Group Total	5	3	60% ▼	4	4	100% ▲
PENNSYLVANIA MFG ASSN	MOPs Filed	Timely MOPs	Compliance	NOCs Filed	Timely NOCs	Compliance
PENNSYLVANIA MFG ASSN	*	*	*	*	*	*
Total	*	*	*	*	*	*
PENNSYLVANIA MFG ASSN TPA Administered Claims						
CA190 GALLAGHER BASSETT SERVICES	1	0	0%	1	1	100%
CA323 THE AMERICAN EQUITY UNDERWRITERS	No Filings	No Filings	No Filings	No Filings	No Filings	No Filings
TPA Total	1	0	0% ▼	1	1	100% ▲
PENNSYLVANIA MFG ASSN Group Total	1	0	0% ▼	1	1	100% ▲
PROTECTIVE INSURANCE	MOPs Filed	Timely MOPs	Compliance	NOCs Filed	Timely NOCs	Compliance
CA277 PROTECTIVE INSURANCE COMPANY	*	*	*	*	*	*
Total	*	*	*	*	*	*
PROTECTIVE INSURANCE TPA Administered Claims						
CA340 YORK RISK SERVICES	1	0	0%	No Filings	No Filings	No Filings
TPA Total	1	0	0% ▼	No Filings	No Filings	No Filings
PROTECTIVE INSURANCE Group Total	1	0	0% ▼	No Filings	No Filings	No Filings
QBE INSURANCE GROUP	MOPs Filed	Timely MOPs	Compliance	NOCs Filed	Timely NOCs	Compliance
QBE INSURANCE GROUP	*	*	*	*	*	*
Total	*	*	*	*	*	*
QBE INSURANCE GROUP TPA Administered Claims						
CA190 GALLAGHER BASSETT SERVICES	*	*	*	*	*	*
CA300 SEDGWICK CLAIMS MANAGEMENT SERVICES	2	1	50%	2	2	100%
TPA Total	2	1	50% ▼	2	2	100% ▲
QBE INSURANCE GROUP Group Total	2	1	50% ▼	2	2	100% ▲

Maine Workers' Compensation Board

Initial MOP Filing Benchmark: 85%

Initial Indemnity NOC Benchmark: 90%

* Indicates no claims activity this quarter

▲ Indicates benchmark met or exceeded

▼ Indicates benchmark not met

INSURANCE GROUP COMPLIANCE
Initial MOP and Initial Indemnity NOC Filings
Fourth Quarter
10/1/2017 - 12/31/2017

Insurance Company	Total Initial MOPs Filed	Initial MOPs Filed Timely	Compliance Percentage	Total Initial Indemnity NOCs Filed	Initial Indemnity NOCs Filed Timely	Compliance Percentage
SAFETY NATIONAL CASUALTY CORP SAFETY NATIONAL CASUALTY CORP	MOPs Filed *	Timely MOPs *	Compliance *	NOCs Filed *	Timely NOCs *	Compliance *
Total	*	*	*	*	*	*
SAFETY NATIONAL CASUALTY CORP TPA Administered Claims						
CA040 BROADSPIRE SERVICES	No Filings	No Filings	No Filings	1	1	100%
CA070 CANNON COCHRAN MANAGEMENT SERVICES	No Filings	No Filings	No Filings	No Filings	No Filings	No Filings
CA116 CORVEL ENTERPRISE COMP	No Filings	No Filings	No Filings	No Filings	No Filings	No Filings
CA160 ESIS	*	*	*	*	*	*
CA190 GALLAGHER BASSETT SERVICES	2	2	100%	No Filings	No Filings	No Filings
CA300 SEDGWICK CLAIMS MANAGEMENT SERVICES	1	1	100%	3	2	67%
TPA Total	3	3	100% ▲	4	3	75% ▼
SAFETY NATIONAL CASUALTY CORP Group Total	3	3	100% ▲	4	3	75% ▼
SEDGWICK CLAIMS MANAGEMENT SERVICES CA300 SEDGWICK CLAIMS MANAGEMENT SERVICES	MOPs Filed 30	Timely MOPs 28	Compliance 93%	NOCs Filed 33	Timely NOCs 29	Compliance 88%
Total	30	28	93% ▲	33	29	88% ▼
SEDGWICK CLAIMS MANAGEMENT SERVICES Group Total	30	28	93% ▲	33	29	88% ▼
SENTRY INSURANCE CA426 MIDDLESEX INSURANCE COMPANY CA402 SENTRY CASUALTY CA305 SENTRY INSURANCE CA308 SENTRY SELECT INSURANCE	MOPs Filed * 5 No Filings *	Timely MOPs * 5 No Filings *	Compliance * 100% No Filings *	NOCs Filed * 1 No Filings *	Timely NOCs * 1 No Filings *	Compliance * 100% No Filings *
Total	5	5	100% ▲	1	1	100% ▲
SENTRY INSURANCE Group Total	5	5	100% ▲	1	1	100% ▲
SOMPO JAPAN INSURANCE SOMPO JAPAN INSURANCE COMPANY OF AMERICA	MOPs Filed *	Timely MOPs *	Compliance *	NOCs Filed *	Timely NOCs *	Compliance *
Total	*	*	*	*	*	*
SOMPO JAPAN INSURANCE TPA Administered Claims						
CA040 BROADSPIRE SERVICES	*	*	*	*	*	*
TPA Total	*	*	*	*	*	*
SOMPO JAPAN INSURANCE Group Total	*	*	*	*	*	*

INSURANCE GROUP COMPLIANCE
Initial MOP and Initial Indemnity NOC Filings
Fourth Quarter
10/1/2017 - 12/31/2017

Insurance Company	Total Initial MOPs Filed	Initial MOPs Filed Timely	Compliance Percentage	Total Initial Indemnity NOCs Filed	Initial Indemnity NOCs Filed Timely	Compliance Percentage
STARR INDEMNITY INSURANCE	MOPs Filed	Timely MOPs	Compliance	NOCs Filed	Timely NOCs	Compliance
STARR INDEMNITY INSURANCE	*	*	*	*	*	*
Total	*	*	*	*	*	*
STARR INDEMNITY INSURANCE TPA Administered Claims						
CA160 ESIS	No Filings	No Filings	No Filings	No Filings	No Filings	No Filings
CA190 GALLAGHER BASSETT SERVICES	1	1	100%	No Filings	No Filings	No Filings
CA300 SEDGWICK CLAIMS MANAGEMENT SERVICES	*	*	*	*	*	*
TPA Total	1	1	100% ▲	No Filings	No Filings	No Filings
STARR INDEMNITY INSURANCE Group Total	1	1	100% ▲	No Filings	No Filings	No Filings
STATE OF MAINE WORKERS' COMPENSATION TRUST	MOPs Filed	Timely MOPs	Compliance	NOCs Filed	Timely NOCs	Compliance
CA307 STATE OF MAINE WORKERS' COMPENSATION TRUST	31	31	100%	23	23	100%
Total	31	31	100% ▲	23	23	100% ▲
STATE OF MAINE WORKERS' COMPENSATION TRUST Group Total	31	31	100% ▲	23	23	100% ▲
SYNERNET	MOPs Filed	Timely MOPs	Compliance	NOCs Filed	Timely NOCs	Compliance
CA320 SYNERNET	29	25	86%	44	44	100%
Total	29	25	86% ▲	44	44	100% ▲
SYNERNET Group Total	29	25	86% ▲	44	44	100% ▲
T.H.E. INSURANCE	MOPs Filed	Timely MOPs	Compliance	NOCs Filed	Timely NOCs	Compliance
CA317 T.H.E. INSURANCE	1	1	100%	No Filings	No Filings	No Filings
Total	1	1	100% ▲	No Filings	No Filings	No Filings
T.H.E. INSURANCE Group Total	1	1	100% ▲	No Filings	No Filings	No Filings
THE AMERICAN EQUITY UNDERWRITERS	MOPs Filed	Timely MOPs	Compliance	NOCs Filed	Timely NOCs	Compliance
CA323 THE AMERICAN EQUITY UNDERWRITERS	No Filings	No Filings	No Filings	No Filings	No Filings	No Filings
Total	No Filings	No Filings	No Filings	No Filings	No Filings	No Filings
THE AMERICAN EQUITY UNDERWRITERS Group Total	No Filings	No Filings	No Filings	No Filings	No Filings	No Filings

INSURANCE GROUP COMPLIANCE
Initial MOP and Initial Indemnity NOC Filings
Fourth Quarter
10/1/2017 - 12/31/2017

Insurance Company	Total Initial MOPs Filed	Initial MOPs Filed Timely	Compliance Percentage		Total Initial Indemnity NOCs Filed	Initial Indemnity NOCs Filed Timely	Compliance Percentage	
TRAVELERS INSURANCE	MOPs Filed	Timely MOPs	Compliance		NOCs Filed	Timely NOCs	Compliance	
CA072 CHARTER OAK FIRE INSURANCE	13	11	85%		5	5	100%	
CA164 FARMINGTON CASUALTY	No Filings	No Filings	No Filings		No Filings	No Filings	No Filings	
CA284 PHOENIX INSURANCE	*	*	*		*	*	*	
CA303 ST PAUL FIRE & MARINE INSURANCE	*	*	*		*	*	*	
CA306 STANDARD FIRE INSURANCE	3	2	67%		3	3	100%	
CA347 TRAVELERS CASUALTY & SURETY	2	2	100%		No Filings	No Filings	No Filings	
CA348 TRAVELERS CASUALTY INSURANCE COMPANY OF AMERICA	*	*	*		*	*	*	
CA349 TRAVELERS COMMERCIAL CASUALTY	1	1	100%		1	0	0%	
CA343 TRAVELERS INDEMNITY COMPANY	*	*	*		*	*	*	
CA346 TRAVELERS INDEMNITY COMPANY OF AMERICA	1	1	100%		No Filings	No Filings	No Filings	
CA345 TRAVELERS PROPERTY CASUALTY INSURANCE	1	1	100%		No Filings	No Filings	No Filings	
Total	21	18	86%	▲	9	8	89%	▼
TRAVELERS INSURANCE TPA Administered Claims								
CA012 ALTERNATIVE SERVICE CONCEPTS LLC	1	0	0%		No Filings	No Filings	No Filings	
CA117 COTTINGHAM & BUTLER CLAIMS SERVICES	*	*	*		*	*	*	
CA160 ESIS	*	*	*		*	*	*	
CA190 GALLAGHER BASSETT SERVICES	2	1	50%		No Filings	No Filings	No Filings	
CA300 SEDGWICK CLAIMS MANAGEMENT SERVICES	No Filings	No Filings	No Filings		1	1	100%	
CA340 YORK RISK SERVICES	No Filings	No Filings	No Filings		No Filings	No Filings	No Filings	
TPA Total	3	1	33%	▼	1	1	100%	▲
TRAVELERS INSURANCE Group Total	24	19	79%	▼	10	9	90%	▲
TRISTAR RISK ENTERPRISE MANAGEMENT	MOPs Filed	Timely MOPs	Compliance		NOCs Filed	Timely NOCs	Compliance	
CA280 TRISTAR RISK ENTERPRISE MANAGEMENT	1	0	0%		No Filings	No Filings	No Filings	
Total	1	0	0%	▼	No Filings	No Filings	No Filings	
TRISTAR RISK ENTERPRISE MANAGEMENT Group Total	1	0	0%	▼	No Filings	No Filings	No Filings	

INSURANCE GROUP COMPLIANCE
Initial MOP and Initial Indemnity NOC Filings
Fourth Quarter
10/1/2017 - 12/31/2017

Insurance Company	Total Initial MOPs Filed	Initial MOPs Filed Timely	Compliance Percentage	Total Initial Indemnity NOCs Filed	Initial Indemnity NOCs Filed Timely	Compliance Percentage
XL INSURANCE	MOPs Filed	Timely MOPs	Compliance	NOCs Filed	Timely NOCs	Compliance
CA384 XL INSURANCE	*	*	*	*	*	*
Total	*	*	*	*	*	*
XL INSURANCE TPA Administered Claims						
CA040 BROADSPIRE SERVICES	*	*	*	*	*	*
CA116 CORVEL ENTERPRISE COMP	No Filings	No Filings	No Filings	No Filings	No Filings	No Filings
CA117 COTTINGHAM & BUTLER CLAIMS SERVICES	No Filings	No Filings	No Filings	1	1	100%
CA160 ESIS	*	*	*	*	*	*
CA190 GALLAGHER BASSETT SERVICES	6	6	100%	2	1	50%
CA300 SEDGWICK CLAIMS MANAGEMENT SERVICES	3	2	67%	1	1	100%
TPA Total	9	8	89% ▲	4	3	75% ▼
XL INSURANCE Group Total	9	8	89% ▲	4	3	75% ▼
YORK RISK SERVICES	MOPs Filed	Timely MOPs	Compliance	NOCs Filed	Timely NOCs	Compliance
CA340 YORK RISK SERVICES	4	1	25%	3	3	100%
Total	4	1	25% ▼	3	3	100% ▲
YORK RISK SERVICES Group Total	4	1	25% ▼	3	3	100% ▲
ZURICH INSURANCE	MOPs Filed	Timely MOPs	Compliance	NOCs Filed	Timely NOCs	Compliance
CA021 AMERICAN GUARANTEE & LIABILITY	*	*	*	*	*	*
CA022 AMERICAN ZURICH	1	1	100%	2	2	100%
CA400 ZURICH AMERICAN INSURANCE	No Filings	No Filings	No Filings	2	2	100%
CA404 ZURICH AMERICAN INSURANCE COMPANY OF ILLINOIS	No Filings	No Filings	No Filings	No Filings	No Filings	No Filings
Total	1	1	100% ▲	4	4	100% ▲
ZURICH INSURANCE TPA Administered Claims						
CA040 BROADSPIRE SERVICES	1	1	100%	No Filings	No Filings	No Filings
CA160 ESIS	*	*	*	*	*	*
CA190 GALLAGHER BASSETT SERVICES	3	1	33%	1	1	100%
CA300 SEDGWICK CLAIMS MANAGEMENT SERVICES	2	2	100%	1	1	100%
TPA Total	6	4	67% ▼	2	2	100% ▲
ZURICH INSURANCE Group Total	7	5	71% ▼	6	6	100% ▲