

Winter 1-9-2018

Third Quarter 2017 Compliance Report

Maine Workers' Compensation Board

Follow this and additional works at: http://digitalmaine.com/wcb_docs

Recommended Citation

Maine Workers' Compensation Board, "Third Quarter 2017 Compliance Report" (2018). *Workers' Compensation Board Documents*. 89.
http://digitalmaine.com/wcb_docs/89

This Text is brought to you for free and open access by the State Documents at Digital Maine. It has been accepted for inclusion in Workers' Compensation Board Documents by an authorized administrator of Digital Maine. For more information, please contact statedocs@maine.gov.



QUARTERLY COMPLIANCE REPORT

STATE OF MAINE
WORKERS' COMPENSATION BOARD

Third Quarter 2017
July 1, 2017 - September 30, 2017

Office of Monitoring, Audit &
Enforcement

Paul H. Sighinolfi, Esq.
Executive Director/Chair

27 State House Station
Augusta, Maine 04333-0027
207.287.3751

**State of Maine
Workers' Compensation Board
Quarterly Compliance Report
Third Quarter**

Table of Contents

1.	Executive Summary	Pages 1-2
2.	Lost Time First Report of Injury Filings	Page 3
3.	Initial Indemnity Payments	Page 4
4.	Initial Memorandum of Payment Filings	Page 5
5.	Initial Indemnity Notice of Controversy Filings	Page 6
6.	Wage Information	Page 7

Table of Charts

1.	Lost Time First Report of Injury Filings Timeliness Distribution	Page 3
2.	Lost Time First Report of Injury Filings Quarterly Compliance	Page 3
3.	Lost Time First Report of Injury Filings Compliance Trend	Page 3
4.	Initial Indemnity Payments Timeliness Distribution	Page 4
5.	Initial Indemnity Payments Quarterly Compliance	Page 4
6.	Initial Indemnity Payments Compliance Trend	Page 4
7.	Initial Memorandum of Payment Filings Timeliness Distribution	Page 5
8.	Initial Memorandum of Payment Filings Quarterly Compliance	Page 5
9.	Initial Memorandum of Payment Filings Compliance Trend	Page 5
10.	Initial Indemnity Notice of Controversy Filings Timeliness Distribution	Page 6
11.	Initial Indemnity Notice of Controversy Filings Quarterly Compliance	Page 6
12.	Initial Indemnity Notice of Controversy Filings Compliance Trend	Page 6
13.	Wage Statement Timeliness Distribution	Page 7
14.	Fringe Benefits Worksheet(s) Timeliness Distribution	Page 7

Appendices

A.	Insurance Group Compliance	Pages A1-A14
	Lost Time FROI Filings and Initial Indemnity Payments	
B.	Insurance Group Compliance	Pages B1-B13
	Initial MOP and Initial Indemnity NOC Filings	

Executive Summary

On January 9, 2018, the Maine Workers' Compensation Board of Directors approved the 2017 Third Quarter (July 1, 2017- September 30, 2017) Compliance Report. This report represents the efforts of the Office of Monitoring, Audit and Enforcement and insurers, self-insurers, and third-party administrators (collectively "insurers").

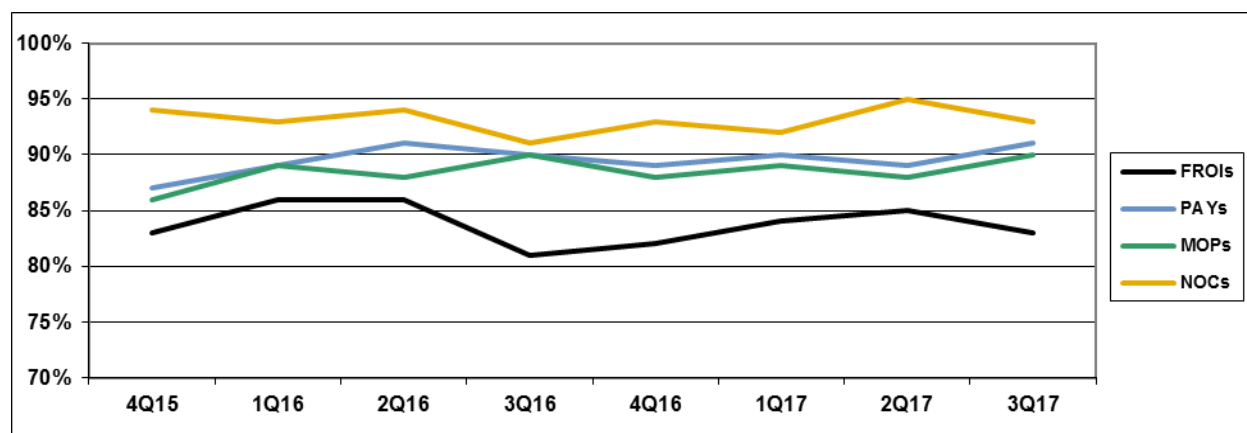
I. COMPLIANCE OVERVIEW

The Reconciliation Report was sent to 95 insurers on October 17, 2017; 60 responded, 25 were not required to respond and 10 did not respond.

The 3Q17 report represents results based upon data received by November 17, 2017. The results are:

	Number of Days	Benchmark	4Q15	1Q16	2Q16	3Q16	4Q16	1Q17	2Q17	3Q17
FROIs	7	85%	83%	86%	86%	81%	82%	84%	85%	83%
PAYs	14	87%	87%	89%	91%	90%	89%	90%	89%	91%
MOPs	17	85%	86%	89%	88%	90%	88%	89%	88%	90%
NOCs	14	90%	94%	93%	94%	91%	93%	92%	95%	93%

Compliance Benchmark Tracking



II. CAVEATS & EXPLANATIONS

A. General

- Question marks ("?") within this report indicate that the insurer did not provide all of the data required to measure compliance in that particular area.

B. Lost Time First Report of Injury (FROI) Filings

- Compliance with this benchmark exists when the FROI is filed (accepted EDI transaction, with or without errors) within 7 days after the employer receives notice or knowledge of an employee injury that has caused the employee to lose a day's work.

C. Initial Indemnity Payments (PAYs)

- Compliance with this benchmark exists when the check is mailed within the later of (i) 14 days after the employer's notice or knowledge of incapacity or (ii) the first day of compensability plus 6 days.
- If an employer continues to pay the employee's salary, payments are deemed timely for purposes of compliance if made consistent with the employer's usual payroll practice.

D. Initial Memorandum of Payment (MOP) Filings

- Compliance with this benchmark exists when the MOP is received within 17 days of the employer's notice or knowledge of incapacity.

E. Initial Indemnity Notice of Controversy (NOC) Filings

- Compliance with this benchmark exists when the NOC is filed (accepted EDI transaction, with or without errors) within 14 days after the employer receives notice or knowledge of the incapacity or death. Measurement excludes filings submitted with full denial reason codes 3A-3H (No Coverage).

III. COMPLETED AUDITS

The Board conducts compliance audits of insurers to ensure that all obligations under the Workers' Compensation Act are met. The functions of the audit program include, but are not limited to: ensuring that all reporting requirements of the Board are met, auditing the timeliness of benefit payments, auditing the accuracy of indemnity payments, evaluating claims-handling techniques, and determining whether claims are unreasonably contested.

The following had an audit completed in the 3Q17:

Auditee (alpha order)	Total Penalties
Cannon Cochran Management Services	\$13,500
Federated Mutual Insurance	\$23,900

**Third Quarter Compliance Report
7/1/2017 - 9/30/2017**

LOST TIME FIRST REPORT OF INJURY FILINGS

Chart 1: Timeliness Distribution

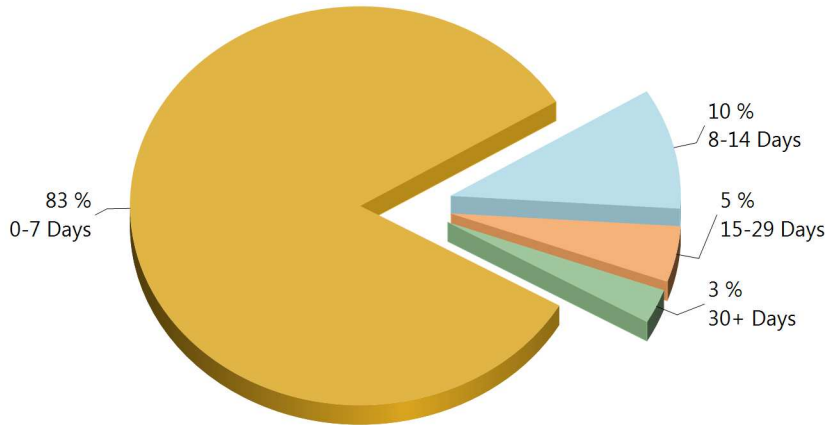


Table 1: Received Within

0-7 Days	3,005	83%
8-14 Days	355	10%
15-29 Days	164	5%
30+ Days	101	3%
? Days	0	0%
Total	3,625	100%

*The percentages may not always add to 100% due to rounding

Chart 2: Quarterly Compliance

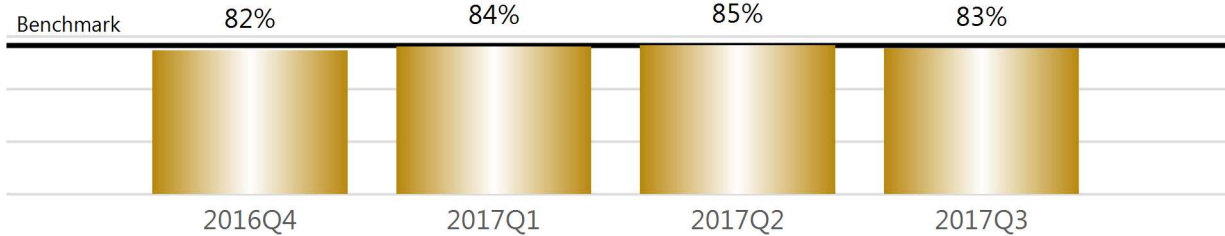
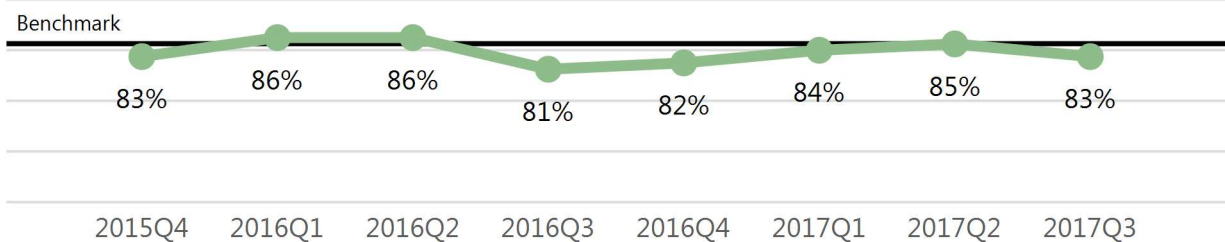


Chart 3: Compliance Trend



**Third Quarter Compliance Report
7/1/2017 - 9/30/2017**

INITIAL INDEMNITY PAYMENTS

Chart 4: Timeliness Distribution

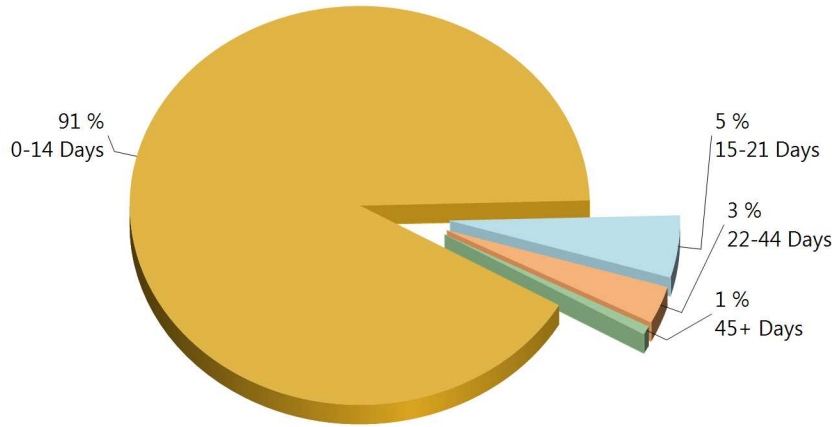


Table 2: Made Within

0-14 Days	782	91%
15-21 Days	43	5%
22-44 Days	26	3%
45+ Days	6	1%
? Days	0	0%
Total	857	100%

*The percentages may not always add to 100% due to rounding

Initial indemnity payments are monitored to ensure that payments are initiated within the time limits established in Section 205. As a result of these efforts, \$10,300 was issued to claimants in penalties and there is another \$7,650 in penalties awaiting resolution.

Chart 5: Quarterly Compliance

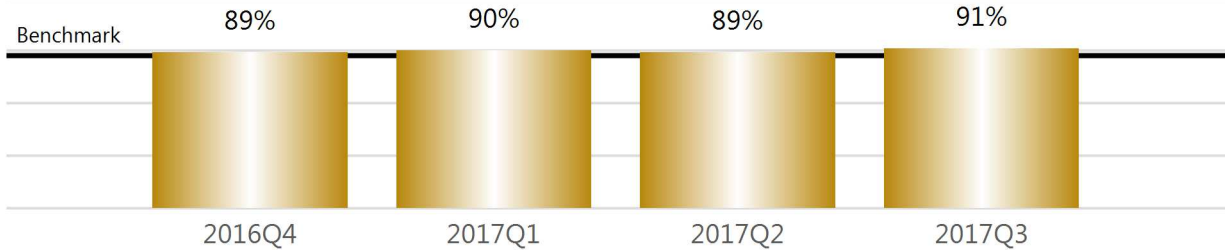
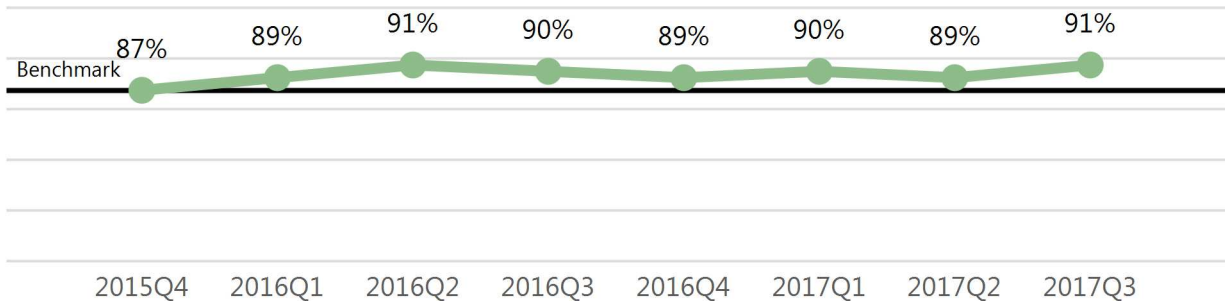


Chart 6: Compliance Trend



INITIAL MEMORANDUM OF PAYMENT FILINGS

Chart 7: Timeliness Distribution

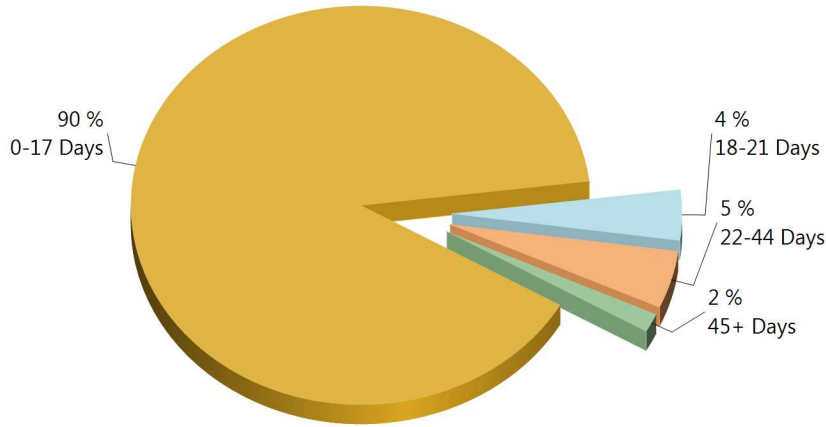


Table 3: Received Within

0-17 Days	769	90%
18-21 Days	35	4%
22-44 Days	40	5%
45+ Days	13	2%
? Days	0	0%
Total	857	100%

*The percentages may not always add to 100% due to rounding

Chart 8: Quarterly Compliance

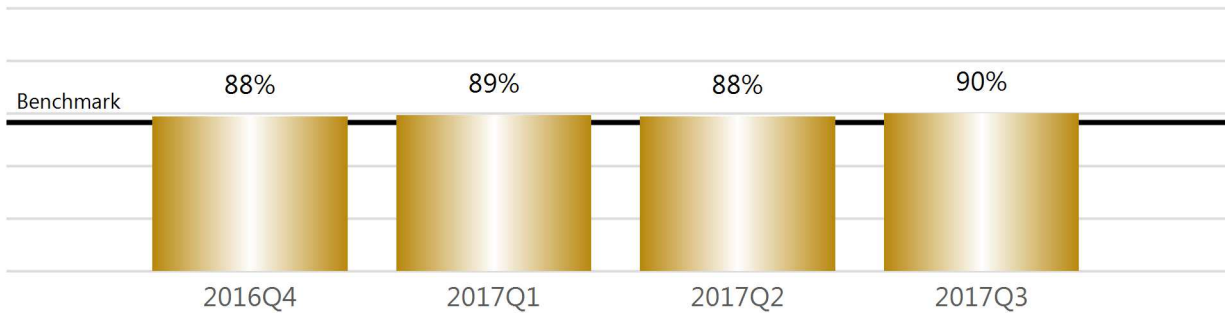
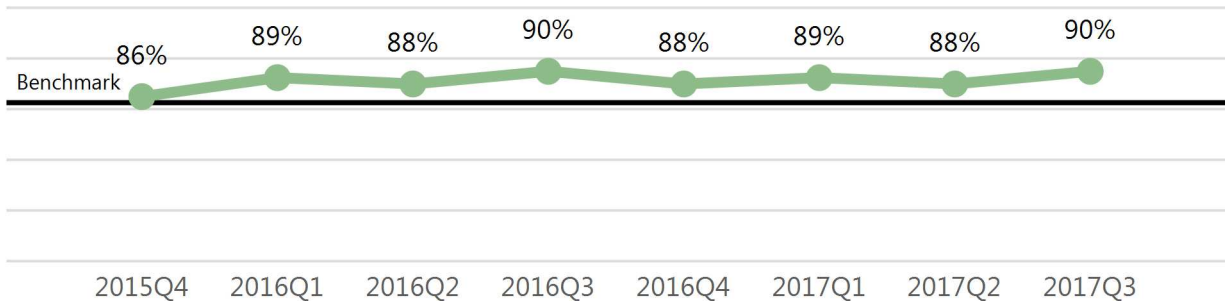


Chart 9: Compliance Trend



INITIAL INDEMNITY NOTICE OF CONTROVERSY FILINGS

Chart 10: Timeliness Distribution

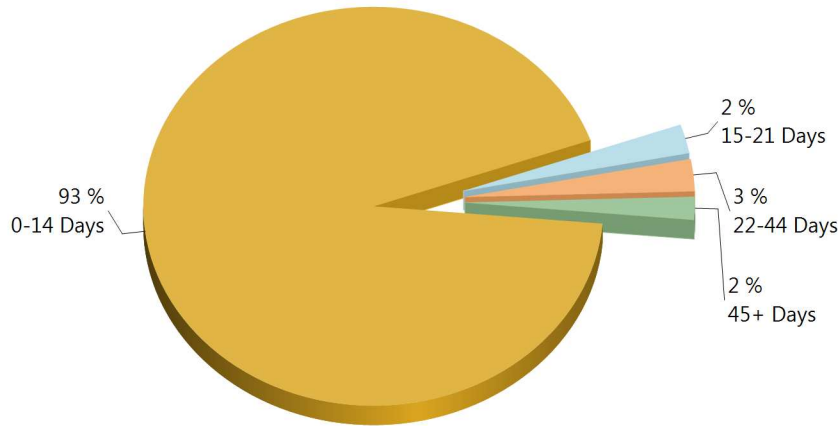


Table 4: Received Within

0-14 Days	756	93%
15-21 Days	19	2%
22-44 Days	21	3%
45+ Days	15	2%
? Days	3	0%
Total	814	100%

*The percentages may not always add to 100% due to rounding

Chart 11: Quarterly Compliance

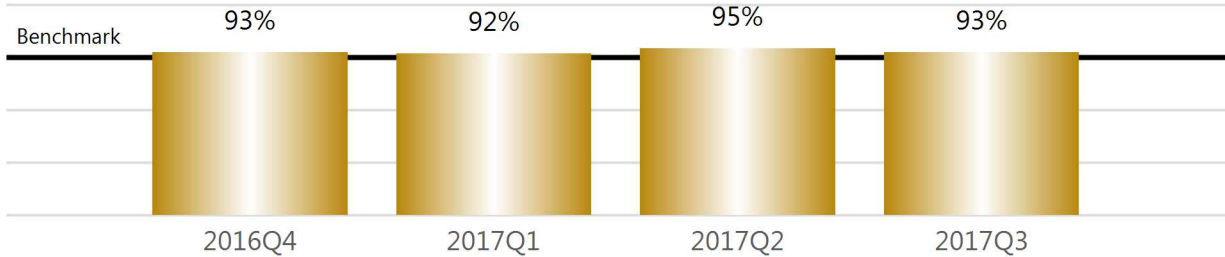
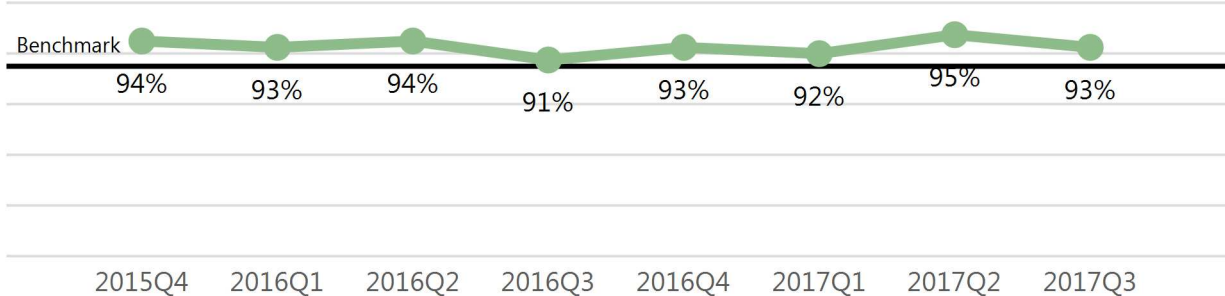


Chart 12: Compliance Trend



WAGE INFORMATION

Wage information (WCB-2 and WCB-2B forms) must be filed within 30 days of an employer's notice or knowledge of a claim for compensation (Title 39-A M.R.S.A. Section 303). This includes both compensated and controverted claims where a claim for compensation has been made.

Chart 13: Wage Statement Timeliness Distribution

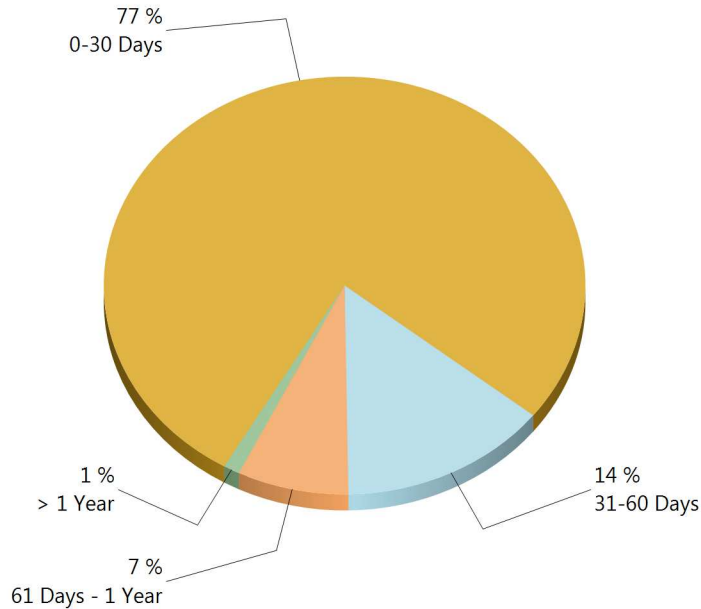


Table 5: Wage Statements Received

0-30 Days	1,550	77%
31-60 Days	282	14%
61 Days - 1 Year	150	7%
> 1 Year	22	1%
Total	2,004	100%

Wage Statement(s): 1,567 (73%) of the 2,140 Wage Statement(s) that were due in this quarter were filed timely, 383 (18%) were filed late, and 190 (9%) remain outstanding.

Chart 14: Fringe Benefit Worksheet Timeliness Distribution

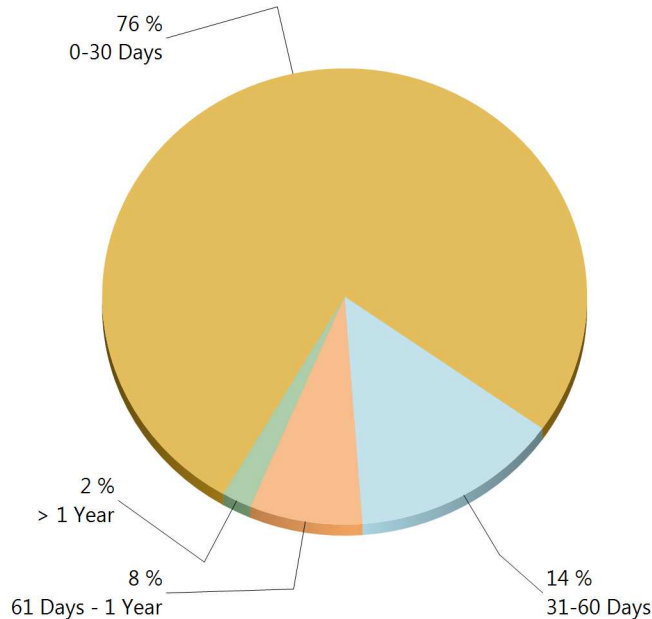


Table 6: Fringe Worksheets Received

0-30 Days	1,545	76%
31-60 Days	283	14%
61 Days - 1 Year	152	8%
> 1 Year	40	2%
Total	2,020	100%

Fringe Benefit Worksheet(s): 1,554 (73%) of the 2,140 Fringe Benefit Worksheet(s) due this quarter were filed timely, 373 (17%) were filed late, and 213 (10%) remain outstanding.

Appendix A

**Insurance Group Compliance
Lost Time FROI Filings and
Initial Indemnity Payments
Third Quarter 2017
7/1/2017-9/30/2017**

INSURANCE GROUP COMPLIANCE
Lost Time FROI and Initial Indemnity Payments
Third Quarter
7/1/2017 - 9/30/2017

Insurance Company	Total Lost Time FROIs Filed	Lost Time FROIs Filed Timely	Compliance Percentage	Total Initial Indemnity Payments Made	Initial Indemnity Payments Made Timely	Compliance Percentage
ACADIA INSURANCE	FROIs Filed	Timely FROIs	Compliance	Payments Made	Timely Payments	Compliance
CA010 ACADIA INSURANCE	115	82	71%	28	21	75%
Total	115	82	71% ▼	28	21	75% ▼
ACADIA INSURANCE Group Total	115	82	71% ▼	28	21	75% ▼
ACE INSURANCE	FROIs Filed	Timely FROIs	Compliance	Payments Made	Timely Payments	Compliance
ACE INSURANCE	*	*	*	*	*	*
INDEMNITY INS CO OF NORTH AMERICA	*	*	*	*	*	*
Total	*	*	*	*	*	*
ACE INSURANCE TPA Administered Claims						
CA040 BROADSPIRE SERVICES	2	1	50%	1	1	100%
CA070 CANNON COCHRAN MANAGEMENT SERVICES	9	8	89%	4	4	100%
CA110 CONSTITUTION STATE SERVICES	9	7	78%	No Filings	No Filings	No Filings
CA160 ESIS	15	8	53%	7	5	71%
CA190 GALLAGHER BASSETT SERVICES	22	15	68%	8	5	63%
CA204 HELMSMAN MANAGEMENT SERVICES	5	2	40%	No Filings	No Filings	No Filings
CA300 SEDGWICK CLAIMS MANAGEMENT SERVICES	82	82	100%	12	12	100%
CA340 YORK RISK SERVICES	1	0	0%	No Filings	No Filings	No Filings
TPA Total	145	123	85% ▲	32	27	84% ▼
ACE INSURANCE Group Total	145	123	85% ▲	32	27	84% ▼
ACUITY MUTUAL INSURANCE	FROIs Filed	Timely FROIs	Compliance	Payments Made	Timely Payments	Compliance
CA418 ACUITY MUTUAL INSURANCE	2	2	100%	1	0	0%
Total	2	2	100% ▲	1	0	0% ▼
ACUITY MUTUAL INSURANCE Group Total	2	2	100% ▲	1	0	0% ▼
AIG INSURANCE	FROIs Filed	Timely FROIs	Compliance	Payments Made	Timely Payments	Compliance
CA015 AIG DOMESTIC CLAIMS	90	78	87%	42	40	95%
Total	90	78	87% ▲	42	40	95% ▲
AIG INSURANCE TPA Administered Claims						
CA100 CLAIMS MANAGEMENT (WALMART)	49	47	96%	8	7	88%
CA160 ESIS	1	1	100%	No Filings	No Filings	No Filings
CA300 SEDGWICK CLAIMS MANAGEMENT SERVICES	1	1	100%	No Filings	No Filings	No Filings
TPA Total	51	49	96% ▲	8	7	88% ▲
AIG INSURANCE Group Total	141	127	90% ▲	50	47	94% ▲

INSURANCE GROUP COMPLIANCE

Lost Time FROI and Initial Indemnity Payments

Third Quarter

7/1/2017 - 9/30/2017

Insurance Company	Total Lost Time FROIs Filed	Lost Time FROIs Filed Timely	Compliance Percentage	Total Initial Indemnity Payments Made	Initial Indemnity Payments Made Timely	Compliance Percentage
AMTRUST INSURANCE	FROIs Filed	Timely FROIs	Compliance	Payments Made	Timely Payments	Compliance
CA342 TECHNOLOGY INSURANCE	9	5	56%	2	0	0%
CA381 WESCO INSURANCE	4	3	75%	No Filings	No Filings	No Filings
Total	13	8	62% ▼	2	0	0% ▼
AMTRUST INSURANCE Group Total	13	8	62% ▼	2	0	0% ▼
ARCH INSURANCE	FROIs Filed	Timely FROIs	Compliance	Payments Made	Timely Payments	Compliance
ARCH INSURANCE	*	*	*	*	*	*
Total	*	*	*	*	*	*
ARCH INSURANCE TPA Administered Claims						
CA040 BROADSPIRE SERVICES	*	*	*	*	*	*
CA117 COTTINGHAM & BUTLER CLAIMS SERVICES	4	3	75%	2	1	50%
CA190 GALLAGHER BASSETT SERVICES	5	2	40%	No Filings	No Filings	No Filings
CA204 HELMSMAN MANAGEMENT SERVICES	*	*	*	*	*	*
CA300 SEDGWICK CLAIMS MANAGEMENT SERVICES	8	6	75%	2	2	100%
CA340 YORK RISK SERVICES	*	*	*	*	*	*
TPA Total	17	11	65% ▼	4	3	75% ▼
ARCH INSURANCE Group Total	17	11	65% ▼	4	3	75% ▼
ATLANTIC SPECIALTY INSURANCE	FROIs Filed	Timely FROIs	Compliance	Payments Made	Timely Payments	Compliance
CA035 ATLANTIC SPECIALTY INSURANCE	*	*	*	*	*	*
Total	*	*	*	*	*	*
ATLANTIC SPECIALTY INSURANCE TPA Administered Claims						
CA190 GALLAGHER BASSETT SERVICES	*	*	*	*	*	*
TPA Total	*	*	*	*	*	*
ATLANTIC SPECIALTY INSURANCE Group Total	*	*	*	*	*	*
BATH IRON WORKS	FROIs Filed	Timely FROIs	Compliance	Payments Made	Timely Payments	Compliance
CA036 BATH IRON WORKS	76	72	95%	6	6	100%
Total	76	72	95% ▲	6	6	100% ▲
BATH IRON WORKS Group Total	76	72	95% ▲	6	6	100% ▲
BENCHMARK INSURANCE TPA Administered Claims	FROIs Filed	Timely FROIs	Compliance	Payments Made	Timely Payments	Compliance
CA433 NEXT LEVEL ADMINISTRATOR LLC	*	*	*	*	*	*
TPA Total	*	*	*	*	*	*
BENCHMARK INSURANCE Group Total	*	*	*	*	*	*

Maine Workers' Compensation Board

Lost Time FROI Filing Benchmark: 85%

Initial Indemnity Payment Benchmark: 87%

▲ Indicates benchmark met or exceeded

▼ Indicates benchmark not met

INSURANCE GROUP COMPLIANCE

Lost Time FROI and Initial Indemnity Payments

Third Quarter

7/1/2017 - 9/30/2017

Insurance Company	Total Lost Time FROIs Filed	Lost Time FROIs Filed Timely	Compliance Percentage	Total Initial Indemnity Payments Made	Initial Indemnity Payments Made Timely	Compliance Percentage
BERKSHIRE HATHAWAY INSURANCE	FROIs Filed	Timely FROIs	Compliance	Payments Made	Timely Payments	Compliance
CA115 CONTINENTAL INDEMNITY	1	0	0%	1	0	0%
CA293 REDWOOD FIRE AND CASUALTY INSURANCE	*	*	*	*	*	*
Total	1	0	0% ▼	1	0	0% ▼
BERKSHIRE HATHAWAY INSURANCE Group Total	1	0	0% ▼	1	0	0% ▼
BROADSPIRE SERVICES	FROIs Filed	Timely FROIs	Compliance	Payments Made	Timely Payments	Compliance
CA040 BROADSPIRE SERVICES	7	6	86%	2	2	100%
Total	7	6	86% ▲	2	2	100% ▲
BROADSPIRE SERVICES Group Total	7	6	86% ▲	2	2	100% ▲
BROTHERHOOD MUTUAL INSURANCE COMPANY	FROIs Filed	Timely FROIs	Compliance	Payments Made	Timely Payments	Compliance
CA043 BROTHERHOOD MUTUAL INSURANCE COMPANY	*	*	*	*	*	*
Total	*	*	*	*	*	*
BROTHERHOOD MUTUAL INSURANCE COMPANY Group Total	*	*	*	*	*	*
CANNON COCHRAN MANAGEMENT SERVICES	FROIs Filed	Timely FROIs	Compliance	Payments Made	Timely Payments	Compliance
CA070 CANNON COCHRAN MANAGEMENT SERVICES	164	130	79%	55	50	91%
Total	164	130	79% ▼	55	50	91% ▲
CANNON COCHRAN MANAGEMENT SERVICES Group Total	164	130	79% ▼	55	50	91% ▲
CHUBB INSURANCE	FROIs Filed	Timely FROIs	Compliance	Payments Made	Timely Payments	Compliance
CA046 CHUBB INSURANCE	*	*	*	*	*	*
Total	*	*	*	*	*	*
CHUBB INSURANCE TPA Administered Claims						
CA160 ESIS	3	2	67%	No Filings	No Filings	No Filings
CA190 GALLAGHER BASSETT SERVICES	5	3	60%	3	2	67%
TPA Total	8	5	63% ▼	3	2	67% ▼
CHUBB INSURANCE Group Total	8	5	63% ▼	3	2	67% ▼
CHURCH MUTUAL INSURANCE	FROIs Filed	Timely FROIs	Compliance	Payments Made	Timely Payments	Compliance
CA084 CHURCH MUTUAL INSURANCE	*	*	*	*	*	*
Total	*	*	*	*	*	*
CHURCH MUTUAL INSURANCE Group Total	*	*	*	*	*	*
CLAIMS MANAGEMENT (WALMART)	FROIs Filed	Timely FROIs	Compliance	Payments Made	Timely Payments	Compliance
CA100 CLAIMS MANAGEMENT (WALMART)	49	47	96%	8	7	88%
Total	49	47	96% ▲	8	7	88% ▲
CLAIMS MANAGEMENT (WALMART) Group Total	49	47	96% ▲	8	7	88% ▲

Maine Workers' Compensation Board

Lost Time FROI Filing Benchmark: 85%

Initial Indemnity Payment Benchmark: 87%

▲ Indicates benchmark met or exceeded

▼ Indicates benchmark not met

INSURANCE GROUP COMPLIANCE

Lost Time FROI and Initial Indemnity Payments

Third Quarter

7/1/2017 - 9/30/2017

Insurance Company	Total Lost Time FROIs Filed	Lost Time FROIs Filed Timely	Compliance Percentage	Total Initial Indemnity Payments Made	Initial Indemnity Payments Made Timely	Compliance Percentage
CNA INSURANCE	FROIs Filed	Timely FROIs	Compliance	Payments Made	Timely Payments	Compliance
CA017 AMERICAN CASUALTY COMPANY OF READING PA	1	1	100%	1	1	100%
CA083 CNA CLAIMS PLUS	*	*	*	*	*	*
CA050 CONTINENTAL CASUALTY	1	1	100%	No Filings	No Filings	No Filings
CA314 TRANSPORTATION INSURANCE	1	1	100%	1	1	100%
CA329 VALLEY FORGE INSURANCE COMPANY	*	*	*	*	*	*
Total	3	3	100% ▲	2	2	100% ▲
CNA INSURANCE TPA Administered Claims						
CA190 GALLAGHER BASSETT SERVICES	*	*	*	*	*	*
TPA Total	*	*	*	*	*	*
CNA INSURANCE Group Total	3	3	100% ▲	2	2	100% ▲
CONSTITUTION STATE SERVICES	FROIs Filed	Timely FROIs	Compliance	Payments Made	Timely Payments	Compliance
CA110 CONSTITUTION STATE SERVICES	9	7	78%	No Filings	No Filings	No Filings
Total	9	7	78% ▼	No Filings	No Filings	No Filings
CONSTITUTION STATE SERVICES Group Total	9	7	78% ▼	No Filings	No Filings	No Filings
CORVEL ENTERPRISE COMP	FROIs Filed	Timely FROIs	Compliance	Payments Made	Timely Payments	Compliance
CA116 CORVEL ENTERPRISE COMP	8	4	50%	4	2	50%
Total	8	4	50% ▼	4	2	50% ▼
CORVEL ENTERPRISE COMP Group Total	8	4	50% ▼	4	2	50% ▼
COTTINGHAM & BUTLER CLAIMS SERVICES	FROIs Filed	Timely FROIs	Compliance	Payments Made	Timely Payments	Compliance
CA117 COTTINGHAM & BUTLER CLAIMS SERVICES	5	4	80%	3	2	67%
Total	5	4	80% ▼	3	2	67% ▼
COTTINGHAM & BUTLER CLAIMS SERVICES Group Total	5	4	80% ▼	3	2	67% ▼
CROSS INSURANCE	FROIs Filed	Timely FROIs	Compliance	Payments Made	Timely Payments	Compliance
CA093 CROSS INSURANCE	301	278	92%	34	33	97%
Total	301	278	92% ▲	34	33	97% ▲
CROSS INSURANCE Group Total	301	278	92% ▲	34	33	97% ▲
ELECTRIC INSURANCE	FROIs Filed	Timely FROIs	Compliance	Payments Made	Timely Payments	Compliance
CA150 ELECTRIC INSURANCE	*	*	*	*	*	*
Total	*	*	*	*	*	*
ELECTRIC INSURANCE TPA Administered Claims						
CA300 SEDGWICK CLAIMS MANAGEMENT SERVICES	9	9	100%	2	2	100%
TPA Total	9	9	100% ▲	2	2	100% ▲
ELECTRIC INSURANCE Group Total	9	9	100% ▲	2	2	100% ▲

Maine Workers' Compensation Board

Lost Time FROI Filing Benchmark: 85%

Initial Indemnity Payment Benchmark: 87%

▲ Indicates benchmark met or exceeded

▼ Indicates benchmark not met

INSURANCE GROUP COMPLIANCE

Lost Time FROI and Initial Indemnity Payments

Third Quarter

7/1/2017 - 9/30/2017

Insurance Company	Total Lost Time FROIs Filed	Lost Time FROIs Filed Timely	Compliance Percentage	Total Initial Indemnity Payments Made	Initial Indemnity Payments Made Timely	Compliance Percentage
ESIS	FROIs Filed	Timely FROIs	Compliance	Payments Made	Timely Payments	Compliance
CA160 ESIS	23	13	57%	8	6	75%
Total	23	13	57% ▼	8	6	75% ▼
ESIS Group Total	23	13	57% ▼	8	6	75% ▼
EVEREST REINS HOLDINGS GROUP	FROIs Filed	Timely FROIs	Compliance	Payments Made	Timely Payments	Compliance
EVEREST REINS HOLDINGS	*	*	*	*	*	*
Total	*	*	*	*	*	*
EVEREST REINS HOLDINGS GROUP TPA Administered Claims						
CA190 GALLAGHER BASSETT SERVICES	1	0	0%	1	0	0%
TPA Total	1	0	0% ▼	1	0	0% ▼
EVEREST REINS HOLDINGS GROUP Group Total	1	0	0% ▼	1	0	0% ▼
FEDERATED MUTUAL INSURANCE	FROIs Filed	Timely FROIs	Compliance	Payments Made	Timely Payments	Compliance
CA091 FEDERATED MUTUAL INSURANCE	4	2	50%	1	1	100%
CA092 FEDERATED SERVICE INSURANCE	1	1	100%	1	1	100%
Total	5	3	60% ▼	2	2	100% ▲
FEDERATED MUTUAL INSURANCE Group Total	5	3	60% ▼	2	2	100% ▲
FIREMAN'S FUND INSURANCE	FROIs Filed	Timely FROIs	Compliance	Payments Made	Timely Payments	Compliance
CA170 FIREMAN'S FUND INSURANCE	*	*	*	*	*	*
Total	*	*	*	*	*	*
FIREMAN'S FUND INSURANCE Group Total	*	*	*	*	*	*
FRANKENMUTH INSURANCE	FROIs Filed	Timely FROIs	Compliance	Payments Made	Timely Payments	Compliance
CA095 FRANKENMUTH INSURANCE	1	0	0%	1	1	100%
CA274 PATRIOT INSURANCE	*	*	*	*	*	*
Total	1	0	0% ▼	1	1	100% ▲
FRANKENMUTH INSURANCE Group Total	1	0	0% ▼	1	1	100% ▲
FUTURECOMP	FROIs Filed	Timely FROIs	Compliance	Payments Made	Timely Payments	Compliance
CA175 FUTURECOMP	71	66	93%	18	16	89%
Total	71	66	93% ▲	18	16	89% ▲
FUTURECOMP Group Total	71	66	93% ▲	18	16	89% ▲
GALLAGHER BASSETT SERVICES	FROIs Filed	Timely FROIs	Compliance	Payments Made	Timely Payments	Compliance
CA190 GALLAGHER BASSETT SERVICES	77	47	61%	28	18	64%
Total	77	47	61% ▼	28	18	64% ▼
GALLAGHER BASSETT SERVICES Group Total	77	47	61% ▼	28	18	64% ▼

Maine Workers' Compensation Board

Lost Time FROI Filing Benchmark: 85%

Initial Indemnity Payment Benchmark: 87%

▲ Indicates benchmark met or exceeded

▼ Indicates benchmark not met

INSURANCE GROUP COMPLIANCE

Lost Time FROI and Initial Indemnity Payments

Third Quarter

7/1/2017 - 9/30/2017

Insurance Company	Total Lost Time FROIs Filed	Lost Time FROIs Filed Timely	Compliance Percentage	Total Initial Indemnity Payments Made	Initial Indemnity Payments Made Timely	Compliance Percentage
GREAT AMERICAN	FROIs Filed	Timely FROIs	Compliance	Payments Made	Timely Payments	Compliance
GREAT AMERICAN	*	*	*	*	*	*
Total	*	*	*	*	*	*
GREAT AMERICAN Group Total	*	*	*	*	*	*
GREAT AMERICAN INSURANCE TPA Administered Claims	FROIs Filed	Timely FROIs	Compliance	Payments Made	Timely Payments	Compliance
CA323 THE AMERICAN EQUITY UNDERWRITERS	1	0	0%	No Filings	No Filings	No Filings
TPA Total	1	0	0% ▼	No Filings	No Filings	No Filings
GREAT AMERICAN INSURANCE Group Total	1	0	0% ▼	No Filings	No Filings	No Filings
GREAT FALLS INSURANCE	FROIs Filed	Timely FROIs	Compliance	Payments Made	Timely Payments	Compliance
GREAT FALLS INSURANCE	*	*	*	*	*	*
Total	*	*	*	*	*	*
GREAT FALLS INSURANCE TPA Administered Claims						
CA070 CANNON COCHRAN MANAGEMENT SERVICES	95	71	75%	35	32	91%
TPA Total	95	71	75% ▼	35	32	91% ▲
GREAT FALLS INSURANCE Group Total	95	71	75% ▼	35	32	91% ▲
GUARD INSURANCE	FROIs Filed	Timely FROIs	Compliance	Payments Made	Timely Payments	Compliance
CA019 AMGUARD INSURANCE	15	4	27%	5	5	100%
CA140 EASTGUARD INSURANCE	1	0	0%	No Filings	No Filings	No Filings
CA272 NORGUARD INSURANCE	1	0	0%	2	2	100%
Total	17	4	24% ▼	7	7	100% ▲
GUARD INSURANCE Group Total	17	4	24% ▼	7	7	100% ▲
HANNAFORD BROTHERS	FROIs Filed	Timely FROIs	Compliance	Payments Made	Timely Payments	Compliance
CA201 HANNAFORD BROTHERS	72	54	75%	25	24	96%
Total	72	54	75% ▼	25	24	96% ▲
HANNAFORD BROTHERS Group Total	72	54	75% ▼	25	24	96% ▲
HANNOVER INSURANCE	FROIs Filed	Timely FROIs	Compliance	Payments Made	Timely Payments	Compliance
HANNOVER INSURANCE	*	*	*	*	*	*
Total	*	*	*	*	*	*
HANNOVER INSURANCE TPA Administered Claims						
CA340 YORK RISK SERVICES	2	1	50%	No Filings	No Filings	No Filings
TPA Total	2	1	50% ▼	No Filings	No Filings	No Filings
HANNOVER INSURANCE Group Total	2	1	50% ▼	No Filings	No Filings	No Filings

INSURANCE GROUP COMPLIANCE
Lost Time FROI and Initial Indemnity Payments
Third Quarter
7/1/2017 - 9/30/2017

Insurance Company	Total Lost Time FROIs Filed	Lost Time FROIs Filed Timely	Compliance Percentage	Total Initial Indemnity Payments Made	Initial Indemnity Payments Made Timely	Compliance Percentage
HANOVER INSURANCE	FROIs Filed	Timely FROIs	Compliance	Payments Made	Timely Payments	Compliance
CA428 ALLMERICA FINANCIAL BENEFIT INSURANCE	2	1	50%	1	0	0%
CA048 CITIZENS INSURANCE COMPANY OF AMERICA	4	3	75%	2	2	100%
CA429 HANOVER AMERICAN INSURANCE	2	0	0%	No Filings	No Filings	No Filings
CA202 HANOVER INSURANCE	1	1	100%	1	1	100%
CA228 MASSACHUSETTS BAY INSURANCE	2	2	100%	2	2	100%
Total	11	7	64% ▼	6	5	83% ▼
HANOVER INSURANCE Group Total	11	7	64% ▼	6	5	83% ▼
HARTFORD INSURANCE	FROIs Filed	Timely FROIs	Compliance	Payments Made	Timely Payments	Compliance
CA188 HARTFORD ACCIDENT & INDEMNITY	*	*	*	*	*	*
CA185 HARTFORD CASUALTY INSURANCE	3	1	33%	2	1	50%
CA203 HARTFORD FIRE INSURANCE	4	4	100%	No Filings	No Filings	No Filings
CA186 HARTFORD INSURANCE COMPANY OF THE MIDWEST	3	2	67%	1	1	100%
CA187 HARTFORD UNDERWRITERS INSURANCE	5	2	40%	No Filings	No Filings	No Filings
CA288 PROPERTY & CASUALTY INSURANCE COMPANY OF HARTFORD	2	2	100%	1	1	100%
CA296 SENTINEL INSURANCE	1	0	0%	No Filings	No Filings	No Filings
CA319 TRUMBULL INSURANCE	13	11	85%	2	2	100%
CA321 TWIN CITY FIRE INSURANCE	7	6	86%	3	3	100%
Total	38	28	74% ▼	9	8	89% ▲
HARTFORD INSURANCE TPA Administered Claims	FROIs Filed	Timely FROIs	Compliance	Payments Made	Timely Payments	Compliance
CA040 BROADSPIRE SERVICES	*	*	*	*	*	*
CA070 CANNON COCHRAN MANAGEMENT SERVICES	5	4	80%	1	1	100%
CA116 CORVEL ENTERPRISE COMP	4	2	50%	2	1	50%
CA190 GALLAGHER BASSETT SERVICES	1	0	0%	1	1	100%
CA300 SEDGWICK CLAIMS MANAGEMENT SERVICES	5	4	80%	2	1	50%
CA280 TRISTAR RISK ENTERPRISE MANAGEMENT	*	*	*	*	*	*
CA340 YORK RISK SERVICES	1	1	100%	No Filings	No Filings	No Filings
TPA Total	16	11	69% ▼	6	4	67% ▼
HARTFORD INSURANCE Group Total	54	39	72% ▼	15	12	80% ▼
HELMSMAN MANAGEMENT SERVICES	FROIs Filed	Timely FROIs	Compliance	Payments Made	Timely Payments	Compliance
CA204 HELMSMAN MANAGEMENT SERVICES	12	7	58%	3	1	33%
Total	12	7	58% ▼	3	1	33% ▼
HELMSMAN MANAGEMENT SERVICES Group Total	12	7	58% ▼	3	1	33% ▼

INSURANCE GROUP COMPLIANCE
Lost Time FROI and Initial Indemnity Payments
Third Quarter
7/1/2017 - 9/30/2017

Insurance Company	Total Lost Time FROIs Filed	Lost Time FROIs Filed Timely	Compliance Percentage	Total Initial Indemnity Payments Made	Initial Indemnity Payments Made Timely	Compliance Percentage
LIBERTY MUTUAL INSURANCE	FROIs Filed	Timely FROIs	Compliance	Payments Made	Timely Payments	Compliance
CA003 AMERICAN FIRE & CASUALTY INSURANCE	3	1	33%	1	1	100%
CA380 EMPLOYERS INSURANCE OF WAUSAU	2	1	50%	1	1	100%
CA162 EXCELSIOR INSURANCE	2	2	100%	2	2	100%
CA210 LIBERTY MUTUAL INSURANCE	46	38	83%	14	12	86%
CA406 OHIO CASUALTY INSURANCE	1	1	100%	No Filings	No Filings	No Filings
CA407 OHIO SECURITY INSURANCE	12	8	67%	6	5	83%
CA283 PEERLESS INDEMNITY INSURANCE	3	2	67%	No Filings	No Filings	No Filings
CA275 PEERLESS INSURANCE	3	2	67%	1	1	100%
CA309 THE NETHERLANDS INSURANCE	1	1	100%	No Filings	No Filings	No Filings
CA408 WEST AMERICAN INSURANCE	*	*	*	*	*	*
Total	73	56	77% ▼	25	22	88% ▲
LIBERTY MUTUAL INSURANCE Group Total	73	56	77% ▼	25	22	88% ▲
MACY'S CORPORATE SERVICES	FROIs Filed	Timely FROIs	Compliance	Payments Made	Timely Payments	Compliance
CA213 MACY'S CORPORATE SERVICES	1	1	100%	1	1	100%
Total	1	1	100% ▲	1	1	100% ▲
MACY'S CORPORATE SERVICES Group Total	1	1	100% ▲	1	1	100% ▲
MAINE AUTOMOBILE DEALERS ASSOCIATION	FROIs Filed	Timely FROIs	Compliance	Payments Made	Timely Payments	Compliance
CA220 MAINE AUTOMOBILE DEALERS ASSOCIATION	35	33	94%	9	8	89%
Total	35	33	94% ▲	9	8	89% ▲
MAINE AUTOMOBILE DEALERS ASSOCIATION Group Total	35	33	94% ▲	9	8	89% ▲
MAINE EMPLOYERS' MUTUAL INSURANCE	FROIs Filed	Timely FROIs	Compliance	Payments Made	Timely Payments	Compliance
CA260 MAINE EMPLOYERS' MUTUAL INSURANCE	1426	1151	81%	323	309	96%
Total	1426	1151	81% ▼	323	309	96% ▲
MAINE EMPLOYERS' MUTUAL INSURANCE Group Total	1426	1151	81% ▼	323	309	96% ▲
MAINE HEALTHCARE ASSOCIATION	FROIs Filed	Timely FROIs	Compliance	Payments Made	Timely Payments	Compliance
CA234 MAINE HEALTHCARE ASSOCIATION	27	19	70%	4	1	25%
Total	27	19	70% ▼	4	1	25% ▼
MAINE HEALTHCARE ASSOCIATION Group Total	27	19	70% ▼	4	1	25% ▼
MAINE MOTOR TRANSPORT ASSOCIATION	FROIs Filed	Timely FROIs	Compliance	Payments Made	Timely Payments	Compliance
CA230 MAINE MOTOR TRANSPORT ASSOCIATION	40	39	98%	4	4	100%
Total	40	39	98% ▲	4	4	100% ▲
MAINE MOTOR TRANSPORT ASSOCIATION Group Total	40	39	98% ▲	4	4	100% ▲

INSURANCE GROUP COMPLIANCE

Lost Time FROI and Initial Indemnity Payments

Third Quarter

7/1/2017 - 9/30/2017

Insurance Company	Total Lost Time FROIs Filed	Lost Time FROIs Filed Timely	Compliance Percentage	Total Initial Indemnity Payments Made	Initial Indemnity Payments Made Timely	Compliance Percentage
MAINE MUNICIPAL ASSOCIATION	FROIs Filed	Timely FROIs	Compliance	Payments Made	Timely Payments	Compliance
CA225 MAINE MUNICIPAL ASSOCIATION	202	188	93%	60	59	98%
Total	202	188	93% ▲	60	59	98% ▲
MAINE MUNICIPAL ASSOCIATION Group Total	202	188	93% ▲	60	59	98% ▲
MAINE SCHOOL MANAGEMENT ASSOCIATION	FROIs Filed	Timely FROIs	Compliance	Payments Made	Timely Payments	Compliance
CA250 MAINE SCHOOL MANAGEMENT ASSOCIATION	57	56	98%	9	9	100%
Total	57	56	98% ▲	9	9	100% ▲
MAINE SCHOOL MANAGEMENT ASSOCIATION Group Total	57	56	98% ▲	9	9	100% ▲
MEADOWBROOK INSURANCE	FROIs Filed	Timely FROIs	Compliance	Payments Made	Timely Payments	Compliance
CA255 MEADOWBROOK INSURANCE	2	2	100%	1	1	100%
Total	2	2	100% ▲	1	1	100% ▲
MEADOWBROOK INSURANCE Group Total	2	2	100% ▲	1	1	100% ▲
NATIONAL INTERSTATE INSURANCE	FROIs Filed	Timely FROIs	Compliance	Payments Made	Timely Payments	Compliance
CA267 NATIONAL INTERSTATE INSURANCE COMPANY	2	2	100%	No Filings	No Filings	No Filings
Total	2	2	100% ▲	No Filings	No Filings	No Filings
NATIONAL INTERSTATE INSURANCE Group Total	2	2	100% ▲	No Filings	No Filings	No Filings
NATIONWIDE INSURANCE	FROIs Filed	Timely FROIs	Compliance	Payments Made	Timely Payments	Compliance
CA289 NATIONAL CASUALTY	1	1	100%	No Filings	No Filings	No Filings
CA291 NATIONWIDE AGRIBUSINESS INSURANCE	No Filings	No Filings	No Filings	1	0	0%
Total	1	1	100% ▲	1	0	0% ▼
NATIONWIDE INSURANCE Group Total	1	1	100% ▲	1	0	0% ▼
NGM INSURANCE	FROIs Filed	Timely FROIs	Compliance	Payments Made	Timely Payments	Compliance
CA265 NGM INSURANCE	1	1	100%	No Filings	No Filings	No Filings
Total	1	1	100% ▲	No Filings	No Filings	No Filings
NGM INSURANCE Group Total	1	1	100% ▲	No Filings	No Filings	No Filings
NORTH RIVER INSURANCE	FROIs Filed	Timely FROIs	Compliance	Payments Made	Timely Payments	Compliance
CA257 NORTH RIVER INSURANCE	*	*	*	*	*	*
Total	*	*	*	*	*	*
NORTH RIVER INSURANCE TPA Administered Claims						
CA040 BROADSPIRE SERVICES	2	2	100%	No Filings	No Filings	No Filings
TPA Total	2	2	100% ▲	No Filings	No Filings	No Filings
NORTH RIVER INSURANCE Group Total	2	2	100% ▲	No Filings	No Filings	No Filings

INSURANCE GROUP COMPLIANCE

Lost Time FROI and Initial Indemnity Payments

Third Quarter

7/1/2017 - 9/30/2017

Insurance Company	Total Lost Time FROIs Filed	Lost Time FROIs Filed Timely	Compliance Percentage	Total Initial Indemnity Payments Made	Initial Indemnity Payments Made Timely	Compliance Percentage
OLD REPUBLIC INSURANCE	FROIs Filed	Timely FROIs	Compliance	Payments Made	Timely Payments	Compliance
OLD REPUBLIC GENERAL INSURANCE CORP.	*	*	*	*	*	*
OLD REPUBLIC INSURANCE	*	*	*	*	*	*
Total	*	*	*	*	*	*
OLD REPUBLIC INSURANCE TPA Administered Claims						
CA070 CANNON COCHRAN MANAGEMENT SERVICES	2	2	100%	No Filings	No Filings	No Filings
CA110 CONSTITUTION STATE SERVICES	*	*	*	*	*	*
CA116 CORVEL ENTERPRISE COMP	1	1	100%	No Filings	No Filings	No Filings
CA160 ESIS	*	*	*	*	*	*
CA190 GALLAGHER BASSETT SERVICES	9	7	78%	1	0	0%
CA300 SEDGWICK CLAIMS MANAGEMENT SERVICES	5	5	100%	1	1	100%
CA280 TRISTAR RISK ENTERPRISE MANAGEMENT	1	1	100%	No Filings	No Filings	No Filings
TPA Total	18	16	89% ▲	2	1	50% ▼
OLD REPUBLIC INSURANCE Group Total	18	16	89% ▲	2	1	50% ▼
PENNSYLVANIA MFG ASSN	FROIs Filed	Timely FROIs	Compliance	Payments Made	Timely Payments	Compliance
PENNSYLVANIA MFG ASSN	*	*	*	*	*	*
Total	*	*	*	*	*	*
PENNSYLVANIA MFG ASSN TPA Administered Claims						
CA190 GALLAGHER BASSETT SERVICES	2	1	50%	1	0	0%
CA323 THE AMERICAN EQUITY UNDERWRITERS	2	1	50%	No Filings	No Filings	No Filings
TPA Total	4	2	50% ▼	1	0	0% ▼
PENNSYLVANIA MFG ASSN Group Total	4	2	50% ▼	1	0	0% ▼
PROTECTIVE INSURANCE	FROIs Filed	Timely FROIs	Compliance	Payments Made	Timely Payments	Compliance
CA277 PROTECTIVE INSURANCE COMPANY	*	*	*	*	*	*
Total	*	*	*	*	*	*
PROTECTIVE INSURANCE TPA Administered Claims						
CA340 YORK RISK SERVICES	1	0	0%	No Filings	No Filings	No Filings
TPA Total	1	0	0% ▼	No Filings	No Filings	No Filings
PROTECTIVE INSURANCE Group Total	1	0	0% ▼	No Filings	No Filings	No Filings
QBE INSURANCE GROUP	FROIs Filed	Timely FROIs	Compliance	Payments Made	Timely Payments	Compliance
QBE INSURANCE GROUP	*	*	*	*	*	*
Total	*	*	*	*	*	*
QBE INSURANCE GROUP TPA Administered Claims						
CA190 GALLAGHER BASSETT SERVICES	*	*	*	*	*	*
CA300 SEDGWICK CLAIMS MANAGEMENT SERVICES	10	10	100%	3	3	100%
TPA Total	10	10	100% ▲	3	3	100% ▲
QBE INSURANCE GROUP Group Total	10	10	100% ▲	3	3	100% ▲

Maine Workers' Compensation Board

Lost Time FROI Filing Benchmark: 85%

Initial Indemnity Payment Benchmark: 87%

▲ Indicates benchmark met or exceeded

▼ Indicates benchmark not met

INSURANCE GROUP COMPLIANCE

Lost Time FROI and Initial Indemnity Payments

Third Quarter

7/1/2017 - 9/30/2017

Insurance Company	Total Lost Time FROIs Filed	Lost Time FROIs Filed Timely	Compliance Percentage	Total Initial Indemnity Payments Made	Initial Indemnity Payments Made Timely	Compliance Percentage
SAFETY NATIONAL CASUALTY CORP	FROIs Filed	Timely FROIs	Compliance	Payments Made	Timely Payments	Compliance
SAFETY NATIONAL CASUALTY CORP	*	*	*	*	*	*
Total	*	*	*	*	*	*
SAFETY NATIONAL CASUALTY CORP TPA Administered Claims						
CA070 CANNON COCHRAN MANAGEMENT SERVICES	*	*	*	*	*	*
CA116 CORVEL ENTERPRISE COMP	2	1	50%	1	1	100%
CA160 ESIS	*	*	*	*	*	*
CA190 GALLAGHER BASSETT SERVICES	10	7	70%	3	2	67%
CA300 SEDGWICK CLAIMS MANAGEMENT SERVICES	11	10	91%	3	3	100%
TPA Total	23	18	78% ▼	7	6	86% ▼
SAFETY NATIONAL CASUALTY CORP Group Total	23	18	78% ▼	7	6	86% ▼
SEDGWICK CLAIMS MANAGEMENT SERVICES	FROIs Filed	Timely FROIs	Compliance	Payments Made	Timely Payments	Compliance
CA300 SEDGWICK CLAIMS MANAGEMENT SERVICES	196	187	95%	39	38	97%
Total	196	187	95% ▲	39	38	97% ▲
SEDGWICK CLAIMS MANAGEMENT SERVICES Group Total	196	187	95% ▲	39	38	97% ▲
SENTRY INSURANCE	FROIs Filed	Timely FROIs	Compliance	Payments Made	Timely Payments	Compliance
CA426 MIDDLESEX INSURANCE COMPANY	1	1	100%	No Filings	No Filings	No Filings
CA402 SENTRY CASUALTY	5	4	80%	3	3	100%
CA305 SENTRY INSURANCE	2	0	0%	1	1	100%
CA308 SENTRY SELECT INSURANCE	*	*	*	*	*	*
Total	8	5	63% ▼	4	4	100% ▲
SENTRY INSURANCE Group Total	8	5	63% ▼	4	4	100% ▲
SOMPO JAPAN INSURANCE	FROIs Filed	Timely FROIs	Compliance	Payments Made	Timely Payments	Compliance
SOMPO JAPAN INSURANCE COMPANY OF AMERICA	*	*	*	*	*	*
Total	*	*	*	*	*	*
SOMPO JAPAN INSURANCE TPA Administered Claims						
CA040 BROADSPIRE SERVICES	1	1	100%	No Filings	No Filings	No Filings
TPA Total	1	1	100% ▲	No Filings	No Filings	No Filings
SOMPO JAPAN INSURANCE Group Total	1	1	100% ▲	No Filings	No Filings	No Filings

Maine Workers' Compensation Board

Lost Time FROI Filing Benchmark: 85%

Initial Indemnity Payment Benchmark: 87%

▲ Indicates benchmark met or exceeded

▼ Indicates benchmark not met

INSURANCE GROUP COMPLIANCE

Lost Time FROI and Initial Indemnity Payments

Third Quarter

7/1/2017 - 9/30/2017

Insurance Company	Total Lost Time FROIs Filed	Lost Time FROIs Filed Timely	Compliance Percentage	Total Initial Indemnity Payments Made	Initial Indemnity Payments Made Timely	Compliance Percentage
STARR INDEMNITY INSURANCE	FROIs Filed	Timely FROIs	Compliance	Payments Made	Timely Payments	Compliance
STARR INDEMNITY INSURANCE	*	*	*	*	*	*
Total	*	*	*	*	*	*
STARR INDEMNITY INSURANCE TPA Administered Claims						
CA160 ESIS	*	*	*	*	*	*
CA190 GALLAGHER BASSETT SERVICES	*	*	*	*	*	*
CA300 SEDGWICK CLAIMS MANAGEMENT SERVICES	1	1	100%	1	1	100%
TPA Total	1	1	100% ▲	1	1	100% ▲
STARR INDEMNITY INSURANCE Group Total	1	1	100% ▲	1	1	100% ▲
STATE OF MAINE WORKERS' COMPENSATION TRUST	FROIs Filed	Timely FROIs	Compliance	Payments Made	Timely Payments	Compliance
CA307 STATE OF MAINE WORKERS' COMPENSATION TRUST	184	166	90%	48	48	100%
Total	184	166	90% ▲	48	48	100% ▲
STATE OF MAINE WORKERS' COMPENSATION TRUST Group Total	184	166	90% ▲	48	48	100% ▲
SYNERNET	FROIs Filed	Timely FROIs	Compliance	Payments Made	Timely Payments	Compliance
CA320 SYNERNET	130	107	82%	17	15	88%
Total	130	107	82% ▼	17	15	88% ▲
SYNERNET Group Total	130	107	82% ▼	17	15	88% ▲
THE AMERICAN EQUITY UNDERWRITERS	FROIs Filed	Timely FROIs	Compliance	Payments Made	Timely Payments	Compliance
CA323 THE AMERICAN EQUITY UNDERWRITERS	3	1	33%	No Filings	No Filings	No Filings
Total	3	1	33% ▼	No Filings	No Filings	No Filings
THE AMERICAN EQUITY UNDERWRITERS Group Total	3	1	33% ▼	No Filings	No Filings	No Filings

Maine Workers' Compensation Board

Lost Time FROI Filing Benchmark: 85%

Initial Indemnity Payment Benchmark: 87%

▲ Indicates benchmark met or exceeded

▼ Indicates benchmark not met

INSURANCE GROUP COMPLIANCE

Lost Time FROI and Initial Indemnity Payments

Third Quarter

7/1/2017 - 9/30/2017

Insurance Company	Total Lost Time FROIs Filed	Lost Time FROIs Filed Timely	Compliance Percentage	Total Initial Indemnity Payments Made	Initial Indemnity Payments Made Timely	Compliance Percentage
TRAVELERS INSURANCE	FROIs Filed	Timely FROIs	Compliance	Payments Made	Timely Payments	Compliance
CA072 CHARTER OAK FIRE INSURANCE	22	12	55%	7	4	57%
CA164 FARMINGTON CASUALTY	4	0	0%	1	0	0%
CA284 PHOENIX INSURANCE	1	0	0%	No Filings	No Filings	No Filings
CA306 STANDARD FIRE INSURANCE	8	5	63%	5	3	60%
CA347 TRAVELERS CASUALTY & SURETY	1	0	0%	No Filings	No Filings	No Filings
CA348 TRAVELERS CASUALTY INSURANCE COMPANY OF AMERICA	1	1	100%	1	1	100%
CA349 TRAVELERS COMMERCIAL CASUALTY	8	5	63%	1	1	100%
CA343 TRAVELERS INDEMNITY COMPANY	*	*	*	*	*	*
CA346 TRAVELERS INDEMNITY COMPANY OF AMERICA	*	*	*	*	*	*
CA345 TRAVELERS PROPERTY CASUALTY INSURANCE	*	*	*	*	*	*
Total	45	23	51% ▼	15	9	60% ▼
TRAVELERS INSURANCE TPA Administered Claims						
CA117 COTTINGHAM & BUTLER CLAIMS SERVICES	1	1	100%	1	1	100%
CA160 ESIS	*	*	*	*	*	*
CA190 GALLAGHER BASSETT SERVICES	3	1	33%	2	2	100%
CA300 SEDGWICK CLAIMS MANAGEMENT SERVICES	5	4	80%	2	2	100%
TPA Total	9	6	67% ▼	5	5	100% ▲
TRAVELERS INSURANCE Group Total	54	29	54% ▼	20	14	70% ▼
TRISTAR RISK ENTERPRISE MANAGEMENT	FROIs Filed	Timely FROIs	Compliance	Payments Made	Timely Payments	Compliance
CA280 TRISTAR RISK ENTERPRISE MANAGEMENT	1	1	100%	No Filings	No Filings	No Filings
Total	1	1	100% ▲	No Filings	No Filings	No Filings
TRISTAR RISK ENTERPRISE MANAGEMENT Group Total	1	1	100% ▲	No Filings	No Filings	No Filings
XL INSURANCE	FROIs Filed	Timely FROIs	Compliance	Payments Made	Timely Payments	Compliance
CA384 XL INSURANCE	*	*	*	*	*	*
Total	*	*	*	*	*	*
XL INSURANCE TPA Administered Claims						
CA040 BROADSPIRE SERVICES	1	1	100%	No Filings	No Filings	No Filings
CA116 CORVEL ENTERPRISE COMP	1	0	0%	1	0	0%
CA117 COTTINGHAM & BUTLER CLAIMS SERVICES	*	*	*	*	*	*
CA160 ESIS	*	*	*	*	*	*
CA190 GALLAGHER BASSETT SERVICES	8	5	63%	3	1	33%
CA300 SEDGWICK CLAIMS MANAGEMENT SERVICES	8	8	100%	3	3	100%
TPA Total	18	14	78% ▼	7	4	57% ▼
XL INSURANCE Group Total	18	14	78% ▼	7	4	57% ▼

Maine Workers' Compensation Board

Lost Time FROI Filing Benchmark: 85%

Initial Indemnity Payment Benchmark: 87%

▲ Indicates benchmark met or exceeded

▼ Indicates benchmark not met

INSURANCE GROUP COMPLIANCE

Lost Time FROI and Initial Indemnity Payments

Third Quarter

7/1/2017 - 9/30/2017

Insurance Company	Total Lost Time FROIs Filed	Lost Time FROIs Filed Timely	Compliance Percentage	Total Initial Indemnity Payments Made	Initial Indemnity Payments Made Timely	Compliance Percentage
YORK RISK SERVICES	FROIs Filed	Timely FROIs	Compliance	Payments Made	Timely Payments	Compliance
CA340 YORK RISK SERVICES	5	2	40%	No Filings	No Filings	No Filings
Total	5	2	40% ▼	No Filings	No Filings	No Filings
YORK RISK SERVICES Group Total	5	2	40% ▼	No Filings	No Filings	No Filings
ZURICH INSURANCE	FROIs Filed	Timely FROIs	Compliance	Payments Made	Timely Payments	Compliance
CA022 AMERICAN ZURICH	7	7	100%	1	0	0%
CA400 ZURICH AMERICAN INSURANCE	8	6	75%	1	1	100%
CA404 ZURICH AMERICAN INSURANCE COMPANY OF ILLINOIS	1	1	100%	No Filings	No Filings	No Filings
Total	16	14	88% ▲	2	1	50% ▼
ZURICH INSURANCE TPA Administered Claims						
CA040 BROADSPIRE SERVICES	1	1	100%	1	1	100%
CA160 ESIS	*	*	*	*	*	*
CA190 GALLAGHER BASSETT SERVICES	8	5	63%	4	4	100%
CA300 SEDGWICK CLAIMS MANAGEMENT SERVICES	3	2	67%	1	1	100%
TPA Total	12	8	67% ▼	6	6	100% ▲
ZURICH INSURANCE Group Total	28	22	79% ▼	8	7	88% ▲

Appendix B

Insurance Group Compliance Initial MOP and Initial Indemnity NOC Filings

**Third Quarter 2017
7/1/2017-9/30/2017**

INSURANCE GROUP COMPLIANCE
Initial MOP and Initial Indemnity NOC Filings
Third Quarter
7/1/2017 - 9/30/20176

Insurance Company	Total Initial MOPs Filed	Initial MOPs Filed Timely	Compliance Percentage	Total Initial Indemnity NOCs Filed	Initial Indemnity NOCs Filed Timely	Compliance Percentage
ACADIA INSURANCE	MOPs Filed	Timely MOPs	Compliance	NOCs Filed	Timely NOCs	Compliance
CA010 ACADIA INSURANCE	28	22	79%	20	18	90%
Total	28	22	79% ▼	20	18	90% ▲
ACADIA INSURANCE Group Total	28	22	79% ▼	20	18	90% ▲
ACE INSURANCE	MOPs Filed	Timely MOPs	Compliance	NOCs Filed	Timely NOCs	Compliance
ACE INSURANCE	*	*	*	*	*	*
INDEMNITY INS CO OF NORTH AMERICA	*	*	*	*	*	*
Total	*	*	*	*	*	*
ACE INSURANCE TPA Administered Claims						
CA040 BROADSPIRE SERVICES	1	1	100%	1	1	100%
CA070 CANNON COCHRAN MANAGEMENT SERVICES	4	4	100%	No Filings	No Filings	No Filings
CA110 CONSTITUTION STATE SERVICES	No Filings	No Filings	No Filings	8	8	100%
CA160 ESIS	7	6	86%	3	3	100%
CA190 GALLAGHER BASSETT SERVICES	8	5	63%	4	3	75%
CA204 HELMSMAN MANAGEMENT SERVICES	No Filings	No Filings	No Filings	No Filings	No Filings	No Filings
CA300 SEDGWICK CLAIMS MANAGEMENT SERVICES	12	12	100%	17	17	100%
CA340 YORK RISK SERVICES	No Filings	No Filings	No Filings	No Filings	No Filings	No Filings
TPA Total	32	28	88% ▲	33	32	97% ▲
ACE INSURANCE Group Total	32	28	88% ▲	33	32	97% ▲
ACUITY MUTUAL INSURANCE	MOPs Filed	Timely MOPs	Compliance	NOCs Filed	Timely NOCs	Compliance
CA418 ACUITY MUTUAL INSURANCE	1	1	100%	No Filings	No Filings	No Filings
Total	1	1	100% ▲	No Filings	No Filings	No Filings
ACUITY MUTUAL INSURANCE Group Total	1	1	100% ▲	No Filings	No Filings	No Filings
AIG INSURANCE	MOPs Filed	Timely MOPs	Compliance	NOCs Filed	Timely NOCs	Compliance
CA015 AIG DOMESTIC CLAIMS	42	40	95%	18	17	94%
Total	42	40	95% ▲	18	17	94% ▲
AIG INSURANCE TPA Administered Claims						
CA100 CLAIMS MANAGEMENT (WALMART)	8	7	88%	16	16	100%
CA160 ESIS	No Filings	No Filings	No Filings	1	1	100%
CA300 SEDGWICK CLAIMS MANAGEMENT SERVICES	No Filings	No Filings	No Filings	No Filings	No Filings	No Filings
TPA Total	8	7	88% ▲	17	17	100% ▲
AIG INSURANCE Group Total	50	47	94% ▲	35	34	97% ▲
AMTRUST INSURANCE	MOPs Filed	Timely MOPs	Compliance	NOCs Filed	Timely NOCs	Compliance
CA342 TECHNOLOGY INSURANCE	2	0	0%	4	4	100%
CA381 WESCO INSURANCE	No Filings	No Filings	No Filings	3	2	67%
Total	2	0	0% ▼	7	6	86% ▼
AMTRUST INSURANCE Group Total	2	0	0% ▼	7	6	86% ▼

Maine Workers' Compensation Board

Initial MOP Filing Benchmark: 85%

Initial Indemnity NOC Benchmark: 90%

▲ Indicates benchmark met or exceeded

▼ Indicates benchmark not met

INSURANCE GROUP COMPLIANCE
Initial MOP and Initial Indemnity NOC Filings
Third Quarter
7/1/2017 - 9/30/2017

Insurance Company	Total Initial MOPs Filed	Initial MOPs Filed Timely	Compliance Percentage	Total Initial Indemnity NOCs Filed	Initial Indemnity NOCs Filed Timely	Compliance Percentage
ARCH INSURANCE	MOPs Filed	Timely MOPs	Compliance	NOCs Filed	Timely NOCs	Compliance
ARCH INSURANCE	*	*	*	*	*	*
Total	*	*	*	*	*	*
ARCH INSURANCE TPA Administered Claims						
CA040 BROADSPIRE SERVICES	*	*	*	*	*	*
CA117 COTTINGHAM & BUTLER CLAIMS SERVICES	2	1	50%	2	2	100%
CA190 GALLAGHER BASSETT SERVICES	No Filings	No Filings	No Filings	2	2	100%
CA204 HELMSMAN MANAGEMENT SERVICES	*	*	*	*	*	*
CA300 SEDGWICK CLAIMS MANAGEMENT SERVICES	2	2	100%	2	0	0%
CA340 YORK RISK SERVICES	*	*	*	*	*	*
TPA Total	4	3	75% ▼	6	4	67% ▼
ARCH INSURANCE Group Total	4	3	75% ▼	6	4	67% ▼
ATLANTIC SPECIALTY INSURANCE	MOPs Filed	Timely MOPs	Compliance	NOCs Filed	Timely NOCs	Compliance
CA035 ATLANTIC SPECIALTY INSURANCE	*	*	*	*	*	*
Total	*	*	*	*	*	*
ATLANTIC SPECIALTY INSURANCE TPA Administered Claims						
CA190 GALLAGHER BASSETT SERVICES	*	*	*	*	*	*
TPA Total	*	*	*	*	*	*
ATLANTIC SPECIALTY INSURANCE Group Total	*	*	*	*	*	*
BATH IRON WORKS	MOPs Filed	Timely MOPs	Compliance	NOCs Filed	Timely NOCs	Compliance
CA036 BATH IRON WORKS	6	6	100%	19	19	100%
Total	6	6	100% ▲	19	19	100% ▲
BATH IRON WORKS Group Total	6	6	100% ▲	19	19	100% ▲
BENCHMARK INSURANCE TPA Administered Claims	MOPs Filed	Timely MOPs	Compliance	NOCs Filed	Timely NOCs	Compliance
CA433 NEXT LEVEL ADMINISTRATOR LLC	*	*	*	*	*	*
TPA Total	*	*	*	*	*	*
BENCHMARK INSURANCE Group Total	*	*	*	*	*	*
BERKSHIRE HATHAWAY INSURANCE	MOPs Filed	Timely MOPs	Compliance	NOCs Filed	Timely NOCs	Compliance
CA115 CONTINENTAL INDEMNITY	1	0	0%	No Filings	No Filings	No Filings
CA293 REDWOOD FIRE AND CASUALTY INSURANCE	*	*	*	*	*	*
Total	1	0	0% ▼	No Filings	No Filings	No Filings
BERKSHIRE HATHAWAY INSURANCE Group Total	1	0	0% ▼	No Filings	No Filings	No Filings
BROADSPIRE SERVICES	MOPs Filed	Timely MOPs	Compliance	NOCs Filed	Timely NOCs	Compliance
CA040 BROADSPIRE SERVICES	2	2	100%	2	2	100%
Total	2	2	100% ▲	2	2	100% ▲
BROADSPIRE SERVICES Group Total	2	2	100% ▲	2	2	100% ▲

Maine Workers' Compensation Board

Initial MOP Filing Benchmark: 85%

Initial Indemnity NOC Benchmark: 90%

▲ Indicates benchmark met or exceeded

▼ Indicates benchmark not met

INSURANCE GROUP COMPLIANCE
Initial MOP and Initial Indemnity NOC Filings
Third Quarter
7/1/2017 - 9/30/20176

Insurance Company	Total Initial MOPs Filed	Initial MOPs Filed Timely	Compliance Percentage	Total Initial Indemnity NOCs Filed	Initial Indemnity NOCs Filed Timely	Compliance Percentage
BROTHERHOOD MUTUAL INSURANCE COMPANY CA043 BROTHERHOOD MUTUAL INSURANCE COMPANY	MOPs Filed	Timely MOPs	Compliance	NOCs Filed	Timely NOCs	Compliance
	*	*	*	*	*	*
Total	*	*	*	*	*	*
BROTHERHOOD MUTUAL INSURANCE COMPANY Group Total	*	*	*	*	*	*
CANNON COCHRAN MANAGEMENT SERVICES CA070 CANNON COCHRAN MANAGEMENT SERVICES	MOPs Filed	Timely MOPs	Compliance	NOCs Filed	Timely NOCs	Compliance
	55	50	91%	27	25	93%
Total	55	50	91% ▲	27	25	93% ▲
CANNON COCHRAN MANAGEMENT SERVICES Group Total	55	50	91% ▲	27	25	93% ▲
CHUBB INSURANCE CA046 CHUBB INSURANCE	MOPs Filed	Timely MOPs	Compliance	NOCs Filed	Timely NOCs	Compliance
	*	*	*	*	*	*
Total	*	*	*	*	*	*
CHUBB INSURANCE TPA Administered Claims CA160 ESIS CA190 GALLAGHER BASSETT SERVICES	No Filings 3	No Filings 2	No Filings 67%	1 3	1 3	100% 100%
TPA Total	3	2	67% ▼	4	4	100% ▲
CHUBB INSURANCE Group Total	3	2	67% ▼	4	4	100% ▲
CHURCH MUTUAL INSURANCE CA084 CHURCH MUTUAL INSURANCE	MOPs Filed	Timely MOPs	Compliance	NOCs Filed	Timely NOCs	Compliance
	*	*	*	*	*	*
Total	*	*	*	*	*	*
CHURCH MUTUAL INSURANCE Group Total	*	*	*	*	*	*
CLAIMS MANAGEMENT (WALMART) CA100 CLAIMS MANAGEMENT (WALMART)	MOPs Filed	Timely MOPs	Compliance	NOCs Filed	Timely NOCs	Compliance
	8	7	88%	16	16	100%
Total	8	7	88% ▲	16	16	100% ▲
CLAIMS MANAGEMENT (WALMART) Group Total	8	7	88% ▲	16	16	100% ▲
CNA INSURANCE CA017 AMERICAN CASUALTY COMPANY OF READING PA CA083 CNA CLAIMS PLUS CA050 CONTINENTAL CASUALTY CA314 TRANSPORTATION INSURANCE CA329 VALLEY FORGE INSURANCE COMPANY	MOPs Filed	Timely MOPs	Compliance	NOCs Filed	Timely NOCs	Compliance
	1 * No Filings 1 *	1 * No Filings 1 *	100% * No Filings 100% *	No Filings * 1 No Filings *	No Filings * 1 No Filings *	No Filings * 100% No Filings *
Total	2	2	100% ▲	1	1	100% ▲
CNA INSURANCE TPA Administered Claims CA190 GALLAGHER BASSETT SERVICES	*	*	*	*	*	*
TPA Total	*	*	*	*	*	*
CNA INSURANCE Group Total	2	2	100% ▲	1	1	100% ▲

INSURANCE GROUP COMPLIANCE
Initial MOP and Initial Indemnity NOC Filings
Third Quarter
7/1/2017 - 9/30/20176

Insurance Company	Total Initial MOPs Filed	Initial MOPs Filed Timely	Compliance Percentage	Total Initial Indemnity NOCs Filed	Initial Indemnity NOCs Filed Timely	Compliance Percentage
CONSTITUTION STATE SERVICES	MOPs Filed	Timely MOPs	Compliance	NOCs Filed	Timely NOCs	Compliance
CA110 CONSTITUTION STATE SERVICES	No Filings	No Filings	No Filings	8	8	100%
Total	No Filings	No Filings	No Filings	8	8	100% ▲
CONSTITUTION STATE SERVICES Group Total	No Filings	No Filings	No Filings	8	8	100% ▲
CORVEL ENTERPRISE COMP	MOPs Filed	Timely MOPs	Compliance	NOCs Filed	Timely NOCs	Compliance
CA116 CORVEL ENTERPRISE COMP	4	2	50%	No Filings	No Filings	No Filings
Total	4	2	50% ▼	No Filings	No Filings	No Filings
CORVEL ENTERPRISE COMP Group Total	4	2	50% ▼	No Filings	No Filings	No Filings
COTTINGHAM & BUTLER CLAIMS SERVICES	MOPs Filed	Timely MOPs	Compliance	NOCs Filed	Timely NOCs	Compliance
CA117 COTTINGHAM & BUTLER CLAIMS SERVICES	3	2	67%	2	2	100%
Total	3	2	67% ▼	2	2	100% ▲
COTTINGHAM & BUTLER CLAIMS SERVICES Group Total	3	2	67% ▼	2	2	100% ▲
CROSS INSURANCE	MOPs Filed	Timely MOPs	Compliance	NOCs Filed	Timely NOCs	Compliance
CA093 CROSS INSURANCE	34	31	91%	83	78	94%
Total	34	31	91% ▲	83	78	94% ▲
CROSS INSURANCE Group Total	34	31	91% ▲	83	78	94% ▲
ELECTRIC INSURANCE	MOPs Filed	Timely MOPs	Compliance	NOCs Filed	Timely NOCs	Compliance
CA150 ELECTRIC INSURANCE	*	*	*	*	*	*
Total	*	*	*	*	*	*
ELECTRIC INSURANCE TPA Administered Claims						
CA300 SEDGWICK CLAIMS MANAGEMENT SERVICES	2	2	100%	1	1	100%
TPA Total	2	2	100% ▲	1	1	100% ▲
ELECTRIC INSURANCE Group Total	2	2	100% ▲	1	1	100% ▲
ESIS	MOPs Filed	Timely MOPs	Compliance	NOCs Filed	Timely NOCs	Compliance
CA160 ESIS	8	7	88%	5	5	100%
Total	8	7	88% ▲	5	5	100% ▲
ESIS Group Total	8	7	88% ▲	5	5	100% ▲
EVEREST REINS HOLDINGS GROUP	MOPs Filed	Timely MOPs	Compliance	NOCs Filed	Timely NOCs	Compliance
EVEREST REINS HOLDINGS	*	*	*	*	*	*
Total	*	*	*	*	*	*
EVEREST REINS HOLDINGS GROUP TPA Administered Claims						
CA190 GALLAGHER BASSETT SERVICES	1	0	0%	No Filings	No Filings	No Filings
TPA Total	1	0	0% ▼	No Filings	No Filings	No Filings
EVEREST REINS HOLDINGS GROUP Group Total	1	0	0% ▼	No Filings	No Filings	No Filings

Maine Workers' Compensation Board

Initial MOP Filing Benchmark: 85%

Initial Indemnity NOC Benchmark: 90%

▲ Indicates benchmark met or exceeded

▼ Indicates benchmark not met

INSURANCE GROUP COMPLIANCE
Initial MOP and Initial Indemnity NOC Filings
Third Quarter
7/1/2017 - 9/30/20176

Insurance Company	Total Initial MOPs Filed	Initial MOPs Filed Timely	Compliance Percentage	Total Initial Indemnity NOCs Filed	Initial Indemnity NOCs Filed Timely	Compliance Percentage
FEDERATED MUTUAL INSURANCE	MOPs Filed	Timely MOPs	Compliance	NOCs Filed	Timely NOCs	Compliance
CA091 FEDERATED MUTUAL INSURANCE	1	0	0%	1	1	100%
CA092 FEDERATED SERVICE INSURANCE	1	0	0%	No Filings	No Filings	No Filings
Total	2	0	0% ▼	1	1	100% ▲
FEDERATED MUTUAL INSURANCE Group Total	2	0	0% ▼	1	1	100% ▲
FIREMAN'S FUND INSURANCE	MOPs Filed	Timely MOPs	Compliance	NOCs Filed	Timely NOCs	Compliance
CA170 FIREMAN'S FUND INSURANCE	*	*	*	*	*	*
Total	*	*	*	*	*	*
FIREMAN'S FUND INSURANCE Group Total	*	*	*	*	*	*
FRANKENMUTH INSURANCE	MOPs Filed	Timely MOPs	Compliance	NOCs Filed	Timely NOCs	Compliance
CA095 FRANKENMUTH INSURANCE	1	1	100%	No Filings	No Filings	No Filings
CA274 PATRIOT INSURANCE	*	*	*	*	*	*
Total	1	1	100% ▲	No Filings	No Filings	No Filings
FRANKENMUTH INSURANCE Group Total	1	1	100% ▲	No Filings	No Filings	No Filings
FUTURECOMP	MOPs Filed	Timely MOPs	Compliance	NOCs Filed	Timely NOCs	Compliance
CA175 FUTURECOMP	18	17	94%	15	14	93%
Total	18	17	94% ▲	15	14	93% ▲
FUTURECOMP Group Total	18	17	94% ▲	15	14	93% ▲
GALLAGHER BASSETT SERVICES	MOPs Filed	Timely MOPs	Compliance	NOCs Filed	Timely NOCs	Compliance
CA190 GALLAGHER BASSETT SERVICES	28	17	61%	17	13	76%
Total	28	17	61% ▼	17	13	76% ▼
GALLAGHER BASSETT SERVICES Group Total	28	17	61% ▼	17	13	76% ▼
GREAT AMERICAN	MOPs Filed	Timely MOPs	Compliance	NOCs Filed	Timely NOCs	Compliance
GREAT AMERICAN	*	*	*	*	*	*
Total	*	*	*	*	*	*
GREAT AMERICAN Group Total	*	*	*	*	*	*
GREAT AMERICAN INSURANCE TPA Administered Claims	MOPs Filed	Timely MOPs	Compliance	NOCs Filed	Timely NOCs	Compliance
CA323 THE AMERICAN EQUITY UNDERWRITERS	No Filings	No Filings	No Filings	No Filings	No Filings	No Filings
TPA Total	No Filings	No Filings	No Filings	No Filings	No Filings	No Filings
GREAT AMERICAN INSURANCE Group Total	No Filings	No Filings	No Filings	No Filings	No Filings	No Filings

Maine Workers' Compensation Board

Initial MOP Filing Benchmark: 85%

Initial Indemnity NOC Benchmark: 90%

▲ Indicates benchmark met or exceeded

▼ Indicates benchmark not met

INSURANCE GROUP COMPLIANCE
Initial MOP and Initial Indemnity NOC Filings
Third Quarter
7/1/2017 - 9/30/20176

Insurance Company	Total Initial MOPs Filed	Initial MOPs Filed Timely	Compliance Percentage	Total Initial Indemnity NOCs Filed	Initial Indemnity NOCs Filed Timely	Compliance Percentage
GREAT FALLS INSURANCE GREAT FALLS INSURANCE	MOPs Filed *	Timely MOPs *	Compliance *	NOCs Filed *	Timely NOCs *	Compliance *
Total	*	*	*	*	*	*
GREAT FALLS INSURANCE TPA Administered Claims CA070 CANNON COCHRAN MANAGEMENT SERVICES	35	31	89%	15	14	93%
TPA Total	35	31	89% ▲	15	14	93% ▲
GREAT FALLS INSURANCE Group Total	35	31	89% ▲	15	14	93% ▲
GUARD INSURANCE CA019 AMGUARD INSURANCE CA140 EASTGUARD INSURANCE CA272 NORGUARD INSURANCE	MOPs Filed 5 No Filings 2	Timely MOPs 4 No Filings 1	Compliance 80% No Filings 50%	NOCs Filed 2 No Filings No Filings	Timely NOCs 1 No Filings No Filings	Compliance 50% No Filings No Filings
Total	7	5	71% ▼	2	1	50% ▼
GUARD INSURANCE Group Total	7	5	71% ▼	2	1	50% ▼
HANNAFORD BROTHERS CA201 HANNAFORD BROTHERS	MOPs Filed 25	Timely MOPs 22	Compliance 88%	NOCs Filed 15	Timely NOCs 10	Compliance 67%
Total	25	22	88% ▲	15	10	67% ▼
HANNAFORD BROTHERS Group Total	25	22	88% ▲	15	10	67% ▼
HANNOVER INSURANCE HANNOVER INSURANCE	MOPs Filed *	Timely MOPs *	Compliance *	NOCs Filed *	Timely NOCs *	Compliance *
Total	*	*	*	*	*	*
HANNOVER INSURANCE TPA Administered Claims CA340 YORK RISK SERVICES	No Filings	No Filings	No Filings	No Filings	No Filings	No Filings
TPA Total	No Filings	No Filings	No Filings	No Filings	No Filings	No Filings
HANNOVER INSURANCE Group Total	No Filings	No Filings	No Filings	No Filings	No Filings	No Filings
HANOVER INSURANCE CA428 ALLMERICA FINANCIAL BENEFIT INSURANCE CA048 CITIZENS INSURANCE COMPANY OF AMERICA CA429 HANOVER AMERICAN INSURANCE CA202 HANOVER INSURANCE CA228 MASSACHUSETTS BAY INSURANCE	MOPs Filed 1 2 No Filings 1 2	Timely MOPs 0 2 No Filings 1 2	Compliance 0% 100% No Filings 100% 100%	NOCs Filed No Filings No Filings 1 No Filings No Filings	Timely NOCs No Filings No Filings 1 No Filings No Filings	Compliance No Filings No Filings 100% No Filings No Filings
Total	6	5	83% ▼	1	1	100% ▲
HANOVER INSURANCE Group Total	6	5	83% ▼	1	1	100% ▲

INSURANCE GROUP COMPLIANCE
Initial MOP and Initial Indemnity NOC Filings
Third Quarter
7/1/2017 - 9/30/20176

Insurance Company	Total Initial MOPs Filed	Initial MOPs Filed Timely	Compliance Percentage	Total Initial Indemnity NOCs Filed	Initial Indemnity NOCs Filed Timely	Compliance Percentage
HARTFORD INSURANCE	MOPs Filed	Timely MOPs	Compliance	NOCs Filed	Timely NOCs	Compliance
CA188 HARTFORD ACCIDENT & INDEMNITY	*	*	*	*	*	*
CA185 HARTFORD CASUALTY INSURANCE	2	2	100%	No Filings	No Filings	No Filings
CA203 HARTFORD FIRE INSURANCE	No Filings	No Filings	No Filings	1	1	100%
CA186 HARTFORD INSURANCE COMPANY OF THE MIDWEST	1	1	100%	No Filings	No Filings	No Filings
CA187 HARTFORD UNDERWRITERS INSURANCE	No Filings	No Filings	No Filings	2	2	100%
CA288 PROPERTY & CASUALTY INSURANCE COMPANY OF HARTFORD	1	1	100%	No Filings	No Filings	No Filings
CA296 SENTINEL INSURANCE	No Filings	No Filings	No Filings	No Filings	No Filings	No Filings
CA319 TRUMBULL INSURANCE	2	2	100%	6	6	100%
CA321 TWIN CITY FIRE INSURANCE	3	3	100%	1	1	100%
Total	9	9	100% ▲	10	10	100% ▲
HARTFORD INSURANCE TPA Administered Claims						
CA040 BROADSPIRE SERVICES	*	*	*	*	*	*
CA070 CANNON COCHRAN MANAGEMENT SERVICES	1	1	100%	No Filings	No Filings	No Filings
CA116 CORVEL ENTERPRISE COMP	2	1	50%	No Filings	No Filings	No Filings
CA190 GALLAGHER BASSETT SERVICES	1	1	100%	No Filings	No Filings	No Filings
CA300 SEDGWICK CLAIMS MANAGEMENT SERVICES	2	1	50%	1	1	100%
CA280 TRISTAR RISK ENTERPRISE MANAGEMENT	*	*	*	*	*	*
CA340 YORK RISK SERVICES	No Filings	No Filings	No Filings	No Filings	No Filings	No Filings
TPA Total	6	4	67% ▼	1	1	100% ▲
HARTFORD INSURANCE Group Total	15	13	87% ▲	11	11	100% ▲
HELMSMAN MANAGEMENT SERVICES	MOPs Filed	Timely MOPs	Compliance	NOCs Filed	Timely NOCs	Compliance
CA204 HELMSMAN MANAGEMENT SERVICES	3	1	33%	3	2	67%
Total	3	1	33% ▼	3	2	67% ▼
HELMSMAN MANAGEMENT SERVICES Group Total	3	1	33% ▼	3	2	67% ▼
LIBERTY MUTUAL INSURANCE	MOPs Filed	Timely MOPs	Compliance	NOCs Filed	Timely NOCs	Compliance
CA003 AMERICAN FIRE & CASUALTY INSURANCE	1	1	100%	1	1	100%
CA380 EMPLOYERS INSURANCE OF WAUSAU	1	1	100%	No Filings	No Filings	No Filings
CA162 EXCELSIOR INSURANCE	2	1	50%	No Filings	No Filings	No Filings
CA210 LIBERTY MUTUAL INSURANCE	14	11	79%	14	12	86%
CA406 OHIO CASUALTY INSURANCE	No Filings	No Filings	No Filings	1	1	100%
CA407 OHIO SECURITY INSURANCE	6	5	83%	1	0	0%
CA283 PEERLESS INDEMNITY INSURANCE	No Filings	No Filings	No Filings	2	2	100%
CA275 PEERLESS INSURANCE	1	1	100%	No Filings	No Filings	No Filings
CA309 THE NETHERLANDS INSURANCE	No Filings	No Filings	No Filings	No Filings	No Filings	No Filings
CA408 WEST AMERICAN INSURANCE	*	*	*	*	*	*
Total	25	20	80% ▼	19	16	84% ▼
LIBERTY MUTUAL INSURANCE Group Total	25	20	80% ▼	19	16	84% ▼

Maine Workers' Compensation Board

Initial MOP Filing Benchmark: 85%

Initial Indemnity NOC Benchmark: 90%

▲ Indicates benchmark met or exceeded

▼ Indicates benchmark not met

INSURANCE GROUP COMPLIANCE
Initial MOP and Initial Indemnity NOC Filings
Third Quarter
7/1/2017 - 9/30/20176

Insurance Company	Total Initial MOPs Filed	Initial MOPs Filed Timely	Compliance Percentage	Total Initial Indemnity NOCs Filed	Initial Indemnity NOCs Filed Timely	Compliance Percentage
MACY'S CORPORATE SERVICES	MOPs Filed	Timely MOPs	Compliance	NOCs Filed	Timely NOCs	Compliance
CA213 MACY'S CORPORATE SERVICES	1	1	100%	No Filings	No Filings	No Filings
Total	1	1	100% ▲	No Filings	No Filings	No Filings
MACY'S CORPORATE SERVICES Group Total	1	1	100% ▲	No Filings	No Filings	No Filings
MAINE AUTOMOBILE DEALERS ASSOCIATION	MOPs Filed	Timely MOPs	Compliance	NOCs Filed	Timely NOCs	Compliance
CA220 MAINE AUTOMOBILE DEALERS ASSOCIATION	9	9	100%	3	3	100%
Total	9	9	100% ▲	3	3	100% ▲
MAINE AUTOMOBILE DEALERS ASSOCIATION Group Total	9	9	100% ▲	3	3	100% ▲
MAINE EMPLOYERS' MUTUAL INSURANCE	MOPs Filed	Timely MOPs	Compliance	NOCs Filed	Timely NOCs	Compliance
CA260 MAINE EMPLOYERS' MUTUAL INSURANCE	323	301	93%	288	269	93%
Total	323	301	93% ▲	288	269	93% ▲
MAINE EMPLOYERS' MUTUAL INSURANCE Group Total	323	301	93% ▲	288	269	93% ▲
MAINE HEALTHCARE ASSOCIATION	MOPs Filed	Timely MOPs	Compliance	NOCs Filed	Timely NOCs	Compliance
CA234 MAINE HEALTHCARE ASSOCIATION	4	1	25%	6	5	83%
Total	4	1	25% ▼	6	5	83% ▼
MAINE HEALTHCARE ASSOCIATION Group Total	4	1	25% ▼	6	5	83% ▼
MAINE MOTOR TRANSPORT ASSOCIATION	MOPs Filed	Timely MOPs	Compliance	NOCs Filed	Timely NOCs	Compliance
CA230 MAINE MOTOR TRANSPORT ASSOCIATION	4	4	100%	15	14	93%
Total	4	4	100% ▲	15	14	93% ▲
MAINE MOTOR TRANSPORT ASSOCIATION Group Total	4	4	100% ▲	15	14	93% ▲
MAINE MUNICIPAL ASSOCIATION	MOPs Filed	Timely MOPs	Compliance	NOCs Filed	Timely NOCs	Compliance
CA225 MAINE MUNICIPAL ASSOCIATION	60	59	98%	49	45	92%
Total	60	59	98% ▲	49	45	92% ▲
MAINE MUNICIPAL ASSOCIATION Group Total	60	59	98% ▲	49	45	92% ▲
MAINE SCHOOL MANAGEMENT ASSOCIATION	MOPs Filed	Timely MOPs	Compliance	NOCs Filed	Timely NOCs	Compliance
CA250 MAINE SCHOOL MANAGEMENT ASSOCIATION	9	9	100%	21	21	100%
Total	9	9	100% ▲	21	21	100% ▲
MAINE SCHOOL MANAGEMENT ASSOCIATION Group Total	9	9	100% ▲	21	21	100% ▲
MEADOWBROOK INSURANCE	MOPs Filed	Timely MOPs	Compliance	NOCs Filed	Timely NOCs	Compliance
CA255 MEADOWBROOK INSURANCE	1	1	100%	1	1	100%
Total	1	1	100% ▲	1	1	100% ▲
MEADOWBROOK INSURANCE Group Total	1	1	100% ▲	1	1	100% ▲

INSURANCE GROUP COMPLIANCE
Initial MOP and Initial Indemnity NOC Filings
Third Quarter
7/1/2017 - 9/30/20176

Insurance Company	Total Initial MOPs Filed	Initial MOPs Filed Timely	Compliance Percentage	Total Initial Indemnity NOCs Filed	Initial Indemnity NOCs Filed Timely	Compliance Percentage
NATIONAL INTERSTATE INSURANCE	MOPs Filed	Timely MOPs	Compliance	NOCs Filed	Timely NOCs	Compliance
CA267 NATIONAL INTERSTATE INSURANCE COMPANY	No Filings	No Filings	No Filings	2	2	100%
Total	No Filings	No Filings	No Filings	2	2	100% ▲
NATIONAL INTERSTATE INSURANCE Group Total	No Filings	No Filings	No Filings	2	2	100% ▲
NATIONWIDE INSURANCE	MOPs Filed	Timely MOPs	Compliance	NOCs Filed	Timely NOCs	Compliance
CA289 NATIONAL CASUALTY	No Filings	No Filings	No Filings	1	1	100%
CA291 NATIONWIDE AGRIBUSINESS INSURANCE	1	0	0%	No Filings	No Filings	No Filings
Total	1	0	0% ▼	1	1	100% ▲
NATIONWIDE INSURANCE Group Total	1	0	0% ▼	1	1	100% ▲
NGM INSURANCE	MOPs Filed	Timely MOPs	Compliance	NOCs Filed	Timely NOCs	Compliance
CA265 NGM INSURANCE	No Filings	No Filings	No Filings	No Filings	No Filings	No Filings
Total	No Filings	No Filings	No Filings	No Filings	No Filings	No Filings
NGM INSURANCE Group Total	No Filings	No Filings	No Filings	No Filings	No Filings	No Filings
NORTH RIVER INSURANCE	MOPs Filed	Timely MOPs	Compliance	NOCs Filed	Timely NOCs	Compliance
CA257 NORTH RIVER INSURANCE	*	*	*	*	*	*
Total	*	*	*	*	*	*
NORTH RIVER INSURANCE TPA Administered Claims						
CA040 BROADSPIRE SERVICES	No Filings	No Filings	No Filings	No Filings	No Filings	No Filings
TPA Total	No Filings	No Filings	No Filings	No Filings	No Filings	No Filings
NORTH RIVER INSURANCE Group Total	No Filings	No Filings	No Filings	No Filings	No Filings	No Filings
OLD REPUBLIC INSURANCE	MOPs Filed	Timely MOPs	Compliance	NOCs Filed	Timely NOCs	Compliance
OLD REPUBLIC GENERAL INSURANCE CORP.	*	*	*	*	*	*
OLD REPUBLIC INSURANCE	*	*	*	*	*	*
Total	*	*	*	*	*	*
OLD REPUBLIC INSURANCE TPA Administered Claims						
CA070 CANNON COCHRAN MANAGEMENT SERVICES	No Filings	No Filings	No Filings	No Filings	No Filings	No Filings
CA110 CONSTITUTION STATE SERVICES	*	*	*	*	*	*
CA116 CORVEL ENTERPRISE COMP	No Filings	No Filings	No Filings	No Filings	No Filings	No Filings
CA160 ESIS	*	*	*	*	*	*
CA190 GALLAGHER BASSETT SERVICES	1	0	0%	1	1	100%
CA300 SEDGWICK CLAIMS MANAGEMENT SERVICES	1	1	100%	No Filings	No Filings	No Filings
CA280 TRISTAR RISK ENTERPRISE MANAGEMENT	No Filings	No Filings	No Filings	No Filings	No Filings	No Filings
TPA Total	2	1	50% ▼	1	1	100% ▲
OLD REPUBLIC INSURANCE Group Total	2	1	50% ▼	1	1	100% ▲

Maine Workers' Compensation Board

Initial MOP Filing Benchmark: 85%

Initial Indemnity NOC Benchmark: 90%

▲ Indicates benchmark met or exceeded

▼ Indicates benchmark not met

INSURANCE GROUP COMPLIANCE
Initial MOP and Initial Indemnity NOC Filings
Third Quarter
7/1/2017 - 9/30/20176

Insurance Company	Total Initial MOPs Filed	Initial MOPs Filed Timely	Compliance Percentage	Total Initial Indemnity NOCs Filed	Initial Indemnity NOCs Filed Timely	Compliance Percentage
PENNSYLVANIA MFG ASSN PENNSYLVANIA MFG ASSN	MOPs Filed *	Timely MOPs *	Compliance *	NOCs Filed *	Timely NOCs *	Compliance *
Total	*	*	*	*	*	*
PENNSYLVANIA MFG ASSN TPA Administered Claims CA190 GALLAGHER BASSETT SERVICES CA323 THE AMERICAN EQUITY UNDERWRITERS	1 No Filings	0 No Filings	0% No Filings	No Filings No Filings	No Filings No Filings	No Filings No Filings
TPA Total	1	0	0% ▼	No Filings	No Filings	No Filings
PENNSYLVANIA MFG ASSN Group Total	1	0	0% ▼	No Filings	No Filings	No Filings
PROTECTIVE INSURANCE CA277 PROTECTIVE INSURANCE COMPANY	MOPs Filed *	Timely MOPs *	Compliance *	NOCs Filed *	Timely NOCs *	Compliance *
Total	*	*	*	*	*	*
PROTECTIVE INSURANCE TPA Administered Claims CA340 YORK RISK SERVICES	No Filings	No Filings	No Filings	No Filings	No Filings	No Filings
TPA Total	No Filings	No Filings	No Filings	No Filings	No Filings	No Filings
PROTECTIVE INSURANCE Group Total	No Filings	No Filings	No Filings	No Filings	No Filings	No Filings
QBE INSURANCE GROUP QBE INSURANCE GROUP	MOPs Filed *	Timely MOPs *	Compliance *	NOCs Filed *	Timely NOCs *	Compliance *
Total	*	*	*	*	*	*
QBE INSURANCE GROUP TPA Administered Claims CA190 GALLAGHER BASSETT SERVICES CA300 SEDGWICK CLAIMS MANAGEMENT SERVICES	* 3	* 3	* 100%	* 2	* 2	* 100%
TPA Total	3	3	100% ▲	2	2	100% ▲
QBE INSURANCE GROUP Group Total	3	3	100% ▲	2	2	100% ▲
SAFETY NATIONAL CASUALTY CORP SAFETY NATIONAL CASUALTY CORP	MOPs Filed *	Timely MOPs *	Compliance *	NOCs Filed *	Timely NOCs *	Compliance *
Total	*	*	*	*	*	*
SAFETY NATIONAL CASUALTY CORP TPA Administered Claims CA070 CANNON COCHRAN MANAGEMENT SERVICES CA116 CORVEL ENTERPRISE COMP CA160 ESIS CA190 GALLAGHER BASSETT SERVICES CA300 SEDGWICK CLAIMS MANAGEMENT SERVICES	* 1 * 3 3	* 1 * 2 3	* 100% * 67% 100%	* No Filings * 2 2	* No Filings * 2 2	* No Filings * 100% 100%
TPA Total	7	6	86% ▲	4	4	100% ▲
SAFETY NATIONAL CASUALTY CORP Group Total	7	6	86% ▲	4	4	100% ▲

INSURANCE GROUP COMPLIANCE
Initial MOP and Initial Indemnity NOC Filings
Third Quarter
7/1/2017 - 9/30/20176

Insurance Company	Total Initial MOPs Filed	Initial MOPs Filed Timely	Compliance Percentage	Total Initial Indemnity NOCs Filed	Initial Indemnity NOCs Filed Timely	Compliance Percentage
SEDGWICK CLAIMS MANAGEMENT SERVICES	MOPs Filed	Timely MOPs	Compliance	NOCs Filed	Timely NOCs	Compliance
CA300 SEDGWICK CLAIMS MANAGEMENT SERVICES	39	38	97%	41	39	95%
Total	39	38	97% ▲	41	39	95% ▲
SEDGWICK CLAIMS MANAGEMENT SERVICES Group Total	39	38	97% ▲	41	39	95% ▲
SENTRY INSURANCE	MOPs Filed	Timely MOPs	Compliance	NOCs Filed	Timely NOCs	Compliance
CA426 MIDDLESEX INSURANCE COMPANY	No Filings	No Filings	No Filings	No Filings	No Filings	No Filings
CA402 SENTRY CASUALTY	3	3	100%	1	0	0%
CA305 SENTRY INSURANCE	1	1	100%	1	1	100%
CA308 SENTRY SELECT INSURANCE	*	*	*	*	*	*
Total	4	4	100% ▲	2	1	50% ▼
SENTRY INSURANCE Group Total	4	4	100% ▲	2	1	50% ▼
SOMPO JAPAN INSURANCE	MOPs Filed	Timely MOPs	Compliance	NOCs Filed	Timely NOCs	Compliance
SOMPO JAPAN INSURANCE COMPANY OF AMERICA	*	*	*	*	*	*
Total	*	*	*	*	*	*
SOMPO JAPAN INSURANCE TPA Administered Claims	No Filings	No Filings	No Filings	No Filings	No Filings	No Filings
CA040 BROADSPIRE SERVICES	No Filings	No Filings	No Filings	1	1	100%
TPA Total	No Filings	No Filings	No Filings	1	1	100% ▲
SOMPO JAPAN INSURANCE Group Total	No Filings	No Filings	No Filings	1	1	100% ▲
STARR INDEMNITY INSURANCE	MOPs Filed	Timely MOPs	Compliance	NOCs Filed	Timely NOCs	Compliance
STARR INDEMNITY INSURANCE	*	*	*	*	*	*
Total	*	*	*	*	*	*
STARR INDEMNITY INSURANCE TPA Administered Claims	No Filings	No Filings	No Filings	No Filings	No Filings	No Filings
CA160 ESIS	*	*	*	*	*	*
CA190 GALLAGHER BASSETT SERVICES	*	*	*	*	*	*
CA300 SEDGWICK CLAIMS MANAGEMENT SERVICES	1	1	100%	No Filings	No Filings	No Filings
TPA Total	1	1	100% ▲	No Filings	No Filings	No Filings
STARR INDEMNITY INSURANCE Group Total	1	1	100% ▲	No Filings	No Filings	No Filings
STATE OF MAINE WORKERS' COMPENSATION TRUST	MOPs Filed	Timely MOPs	Compliance	NOCs Filed	Timely NOCs	Compliance
CA307 STATE OF MAINE WORKERS' COMPENSATION TRUST	48	47	98%	38	38	100%
Total	48	47	98% ▲	38	38	100% ▲
STATE OF MAINE WORKERS' COMPENSATION TRUST Group Total	48	47	98% ▲	38	38	100% ▲
SYNERNET	MOPs Filed	Timely MOPs	Compliance	NOCs Filed	Timely NOCs	Compliance
CA320 SYNERNET	17	17	100%	42	40	95%
Total	17	17	100% ▲	42	40	95% ▲
SYNERNET Group Total	17	17	100% ▲	42	40	95% ▲

INSURANCE GROUP COMPLIANCE
Initial MOP and Initial Indemnity NOC Filings
Third Quarter
7/1/2017 - 9/30/20176

Insurance Company	Total Initial MOPs Filed	Initial MOPs Filed Timely	Compliance Percentage	Total Initial Indemnity NOCs Filed	Initial Indemnity NOCs Filed Timely	Compliance Percentage
THE AMERICAN EQUITY UNDERWRITERS	MOPs Filed	Timely MOPs	Compliance	NOCs Filed	Timely NOCs	Compliance
CA323 THE AMERICAN EQUITY UNDERWRITERS	No Filings	No Filings	No Filings	No Filings	No Filings	No Filings
Total	No Filings	No Filings	No Filings	No Filings	No Filings	No Filings
THE AMERICAN EQUITY UNDERWRITERS Group Total	No Filings	No Filings	No Filings	No Filings	No Filings	No Filings
TRAVELERS INSURANCE	MOPs Filed	Timely MOPs	Compliance	NOCs Filed	Timely NOCs	Compliance
CA072 CHARTER OAK FIRE INSURANCE	7	2	29%	6	6	100%
CA164 FARMINGTON CASUALTY	1	1	100%	1	0	0%
CA284 PHOENIX INSURANCE	No Filings	No Filings	No Filings	1	1	100%
CA306 STANDARD FIRE INSURANCE	5	3	60%	No Filings	No Filings	No Filings
CA347 TRAVELERS CASUALTY & SURETY	No Filings	No Filings	No Filings	No Filings	No Filings	No Filings
CA348 TRAVELERS CASUALTY INSURANCE COMPANY OF AMERICA	1	1	100%	No Filings	No Filings	No Filings
CA349 TRAVELERS COMMERCIAL CASUALTY	1	1	100%	1	1	100%
CA343 TRAVELERS INDEMNITY COMPANY	*	*	*	*	*	*
CA346 TRAVELERS INDEMNITY COMPANY OF AMERICA	*	*	*	*	*	*
CA345 TRAVELERS PROPERTY CASUALTY INSURANCE	*	*	*	*	*	*
Total	15	8	53% ▼	9	8	89% ▼
TRAVELERS INSURANCE TPA Administered Claims						
CA117 COTTINGHAM & BUTLER CLAIMS SERVICES	1	1	100%	No Filings	No Filings	No Filings
CA160 ESIS	*	*	*	*	*	*
CA190 GALLAGHER BASSETT SERVICES	2	2	100%	No Filings	No Filings	No Filings
CA300 SEDGWICK CLAIMS MANAGEMENT SERVICES	2	2	100%	1	1	100%
TPA Total	5	5	100% ▲	1	1	100% ▲
TRAVELERS INSURANCE Group Total	20	13	65% ▼	10	9	90% ▲
TRISTAR RISK ENTERPRISE MANAGEMENT	MOPs Filed	Timely MOPs	Compliance	NOCs Filed	Timely NOCs	Compliance
CA280 TRISTAR RISK ENTERPRISE MANAGEMENT	No Filings	No Filings	No Filings	No Filings	No Filings	No Filings
Total	No Filings	No Filings	No Filings	No Filings	No Filings	No Filings
TRISTAR RISK ENTERPRISE MANAGEMENT Group Total	No Filings	No Filings	No Filings	No Filings	No Filings	No Filings

Maine Workers' Compensation Board

Initial MOP Filing Benchmark: 85%

Initial Indemnity NOC Benchmark: 90%

▲ Indicates benchmark met or exceeded

▼ Indicates benchmark not met

INSURANCE GROUP COMPLIANCE
Initial MOP and Initial Indemnity NOC Filings
Third Quarter
7/1/2017 - 9/30/20176

Insurance Company	Total Initial MOPs Filed	Initial MOPs Filed Timely	Compliance Percentage	Total Initial Indemnity NOCs Filed	Initial Indemnity NOCs Filed Timely	Compliance Percentage
XL INSURANCE	MOPs Filed	Timely MOPs	Compliance	NOCs Filed	Timely NOCs	Compliance
CA384 XL INSURANCE	*	*	*	*	*	*
Total	*	*	*	*	*	*
XL INSURANCE TPA Administered Claims						
CA040 BROADSPIRE SERVICES	No Filings	No Filings	No Filings	No Filings	No Filings	No Filings
CA116 CORVEL ENTERPRISE COMP	1	0	0%	No Filings	No Filings	No Filings
CA117 COTTINGHAM & BUTLER CLAIMS SERVICES	*	*	*	*	*	*
CA160 ESIS	*	*	*	*	*	*
CA190 GALLAGHER BASSETT SERVICES	3	1	33%	3	2	67%
CA300 SEDGWICK CLAIMS MANAGEMENT SERVICES	3	3	100%	2	2	100%
TPA Total	7	4	57% ▼	5	4	80% ▼
XL INSURANCE Group Total	7	4	57% ▼	5	4	80% ▼
YORK RISK SERVICES	MOPs Filed	Timely MOPs	Compliance	NOCs Filed	Timely NOCs	Compliance
CA340 YORK RISK SERVICES	No Filings	No Filings	No Filings	No Filings	No Filings	No Filings
Total	No Filings	No Filings	No Filings	No Filings	No Filings	No Filings
YORK RISK SERVICES Group Total	No Filings	No Filings	No Filings	No Filings	No Filings	No Filings
ZURICH INSURANCE	MOPs Filed	Timely MOPs	Compliance	NOCs Filed	Timely NOCs	Compliance
CA022 AMERICAN ZURICH	1	0	0%	2	2	100%
CA400 ZURICH AMERICAN INSURANCE	1	1	100%	2	2	100%
CA404 ZURICH AMERICAN INSURANCE COMPANY OF ILLINOIS	No Filings	No Filings	No Filings	No Filings	No Filings	No Filings
Total	2	1	50% ▼	4	4	100% ▲
ZURICH INSURANCE TPA Administered Claims						
CA040 BROADSPIRE SERVICES	1	1	100%	No Filings	No Filings	No Filings
CA160 ESIS	*	*	*	*	*	*
CA190 GALLAGHER BASSETT SERVICES	4	3	75%	1	0	0%
CA300 SEDGWICK CLAIMS MANAGEMENT SERVICES	1	1	100%	1	1	100%
TPA Total	6	5	83% ▼	2	1	50% ▼
ZURICH INSURANCE Group Total	8	6	75% ▼	6	5	83% ▼

Maine Workers' Compensation Board

Initial MOP Filing Benchmark: 85%

Initial Indemnity NOC Benchmark: 90%

▲ Indicates benchmark met or exceeded

▼ Indicates benchmark not met