

2004 Wood Processor Report

Including Import and Export Information

Compiled from 2004 Wood Processor Reports,
pursuant to 12 MRSA § 8884

Published: October 27, 2005



Department of Conservation
Maine Forest Service
Forest Policy and Management Division
#22 SHS, Augusta, ME 04333
(207)287-2791 or 1-800-367-0223 (instate)
www.maineforestservice.org; www.bewoodswise.org
We help you make informed decisions about Maine's Forests
This publication is available online at: www.maineforestservice.org

Printed under appropriation 010-04A-5115-512

What is the purpose of the Wood Processor Report?

Each year, the Maine Forest Service collects information from Maine primary wood processors regarding the volume of wood processed in Maine. Information is also collected for volumes imported into Maine or exported from Maine.

This report summarizes, for 2004, the volume of wood that was harvested in Maine, processed by Maine mills, and imported into or exported from Maine.

Wood flow data is summarized for sawlogs, pulpwood, biomass chips, and imports and exports.

How was this information collected?

In 2004, the Maine Forest Service received wood processor reports from 195 primary processing mills (sawmills, pulp and paper mills), 106 portable sawmills, 56 loggers and brokers who may have exported wood, 23 concentration yards, and from 10 mills that burn some form of wood for energy. Volume information contained in these individual reports is confidential and by law shall not be made public, except that summary reports may be published using aggregated data which does not reveal the activities of an individual person or firm (12 MRSA chapter 805, subchapter 5, "Forest Landowner and Wood Processor Reporting Requirements").

Interpreting Harvest, Export, Import, and Processed by the Maine Forest Products Industry

Maine wood processed

wood that is harvested in Maine and used by a Maine primary processing facility.

Exported from Maine without processing

wood that is harvested in Maine and exported out of state without processing by a Maine mill.

Imported from out of state

wood that is imported from out of state (not harvested in Maine) and processed by a Maine mill.

Total processed by Maine Forest Products Industry

total volume of wood processed in Maine, regardless of origin.

Definitions and Notes

1. Biomass Chips:

produced in the woods by chipping the entire tree, including branches and tops. Usually used as energy fuel, they may also be suitable for sludge composting, playground padding, and mulch.

2. Bole/Stem Pulp Chips:

produced in the woods by chipping the lower portion of the tree. These chips are not free of bark, but are suitable for use in pulp mills.

3. Cords (cfs):

a stack of fuel wood, pulpwood, or other material that measures 4 x 4 x 8 feet, or 128 cubic feet.

4. Construction and Demolition Waste (C and D Waste):

ground up wooden debris left over from construction and demolition that is burned by wood to energy facilities.

5. Hog Fuel:

any woody residue produced in the woods or mills, such as sawdust, bark or shavings, and used as energy fuel.

6. Pulpwood:

roundwood that is used for the production of wood pulp. Generally sold as tree length, 16', 8' or 4' lengths.

7. Sawlogs:

a log that meets minimum standards of diameter, length, and defect, intended for sawing into boards or lumber. Includes sawlogs, studwood, pallet logs, boltwood, and veneer logs.

8. Sawmill residues:

clean, pulp-quality chips made from debarked slabs and edgings at sawmills. Used by pulp and paper mills to produce wood pulp.

9. Thousand Board Feet (MBF):

One thousand board feet. One board foot is the amount of wood contained in an unfinished board 1" thick, 12" long, and 12" wide.

Report Highlights

- Maine's forest products industry consumed 6.4 million cord equivalents in 2004, up 13% from 2003 consumption. Eighty-two percent of the supply (5.2 million cord equivalents) was harvested in Maine, while 18% (1.1 million cord equivalents) was imported from out of state.
- Maine landowners harvested 6.5 million cord equivalents of wood in 2004, up 10% from 5.9 million cord equivalents in 2003. Twenty-five percent (1.3 million cord equivalents) of the 2004 harvest was exported out of state, slightly lower than the volume reported in 2003 (1.5 million cord equivalents).
- Maine's pulp and paper producers processed 3.6 million cord equivalents of pulpwood, up 10% from 2003. Seventy-six percent of the pulpwood originated from Maine's forests; 24% was imported from out of state.
- Pulp and paper producers also processed 0.8 million tons of sawmill residues.
- Maine's sawlog production has been relatively steady in recent years, ranging from 1.3 billion board feet in 1995 to 1.4 billion board feet in 2004.
- During 2004, Maine's forest products industry exported slightly more roundwood (1.3 million cords) from the state than it exported (1.1 million cords).

SAWLOGS

2004 Wood flow in Maine as reported to the Maine Forest Service (Converted to MBF)

County	Spruce and Fir	White and Red Pine	Hemlock	Cedar	Other Softwood	Total Softwood	Beech	White Birch	Yellow Birch	Sugar Maple	Red Maple	Oak	Ash	Aspen	Other Hardwood	Total Hardwood	Total Sawlogs
ANDROSCOGGIN	74	10,291	1,052	55	0	11,472	205	120	105	140	306	954	303	19	27	2,179	13,651
AROOSTOOK	159,137	4,754	9,256	10,599	2,928	186,674	37	803	4,129	10,015	1,309	92	575	141,541	14,926	173,427	360,101
CUMBERLAND	387	26,000	5,429	2	24	31,842	183	92	107	143	354	2,203	226	14	14	3,336	35,178
FRANKLIN	7,770	6,979	566	33	2	15,350	1,409	1,777	1,857	1,930	1,310	592	773	146	1	9,795	25,145
HANCOCK	12,319	8,384	344	442	4	21,493	77	1,200	180	414	155	416	207	111	224	2,984	24,477
KENNEBEC	773	17,627	2,498	57	2	20,957	232	524	422	1,021	538	2,003	521	132	3	5,396	26,353
KNOX	244	3,088	155	13	5	3,505	60	288	29	42	60	553	51	20	251	1,354	4,859
LINCOLN	440	10,000	1,000	22	0	11,462	1	111	48	36	49	738	13	15	9	1,020	12,482
OXFORD	19,463	37,616	3,359	0	2	60,440	1,676	2,235	1,529	2,033	4,620	2,670	994	3,181	62	19,000	79,440
PENOBSCOT	51,190	21,626	22,031	6,192	9	101,048	1,058	5,432	3,945	4,502	3,401	2,556	1,338	25,036	5,016	52,284	153,332
PISCATAQUIS	65,062	12,293	1,708	594	26	79,683	2,193	3,575	3,988	9,640	3,846	193	2,498	2,706	68	28,707	108,390
SAGadahoc	103	2,569	338	0	0	3,010	10	18	5	21	10	76	44	47	0	231	3,241
SOMERSET	39,021	17,858	1,889	844	0	59,612	2,212	3,786	2,328	5,189	2,439	2,608	1,412	55	27	20,056	79,668
WALDO	2,691	7,735	511	449	4	11,390	58	2,113	147	200	534	908	359	998	9	5,326	16,716
WASHINGTON	25,324	7,766	15,574	623	2	49,289	7	513	179	543	10	32	33	11,004	1,883	14,204	63,493
YORK	40	27,328	1,443	0	34	28,845	110	112	45	31	264	1,966	63	6	19	2,616	31,461
Maine wood processed:	384,038	221,914	67,153	19,925	3,042	696,072	9,528	22,699	19,043	35,900	19,205	18,560	9,410	185,031	22,539	341,915	1,037,987
Exported from Maine without processing:	255,557	23,777	824	26,128	25,264	331,550	820	3,065	10,840	20,029	6,847	8,246	4,129	7,741	10,042	71,759	403,309
Total harvested from Maine forests:	639,595	245,691	67,977	46,053	28,306	1,027,622	10,348	25,764	29,883	55,929	26,052	26,806	13,539	192,772	32,581	413,674	1,441,296
Imported from out of state:	9,735	40,874	2,660	1,904	116	55,289	137	1,263	1,417	2,549	403	2,306	60	24	982	9,141	64,430
Total processed by Maine Forest Products Industry:	393,773	262,788	69,813	21,829	3,158	751,361	9,665	23,962	20,460	38,449	19,608	20,866	9,470	185,055	23,521	351,056	1,102,417

Notes:

1. Sawlogs include logs, veneer, boltwood, studwood, palletwood, etc. Cords converted to MBF @ 2 cords =1 MBF.
2. Other Softwood includes larch, pitch pine, and others.

PULPWOOD

2004 Wood flow in Maine as reported to the Maine Forest Service (Converted to Cords), including both solid wood and bole/stem pulp chips

County	Spruce and Fir	White and Red Pine	Hemlock	Cedar	Other Softwood	Total Softwood	Aspen	Other Hardwood	Total Hardwood	Mixed Wood	Total Pulpwood	SAWMILL RESIDUE <i>Green Tons</i>
ANDROSCOGGIN	297	12,640	5,050	0	1,000	18,987	3,473	33,547	37,020	0	56,007	36,623
AROOSTOOK	22,222	200	11,037	0	800	34,259	5,288	186,618	191,906	0	226,165	60,730
CUMBERLAND	650	20,860	11,163	0	1,300	33,973	1,887	20,858	22,745	0	56,718	30,826
FRANKLIN	27,489	7,711	10,704	0	2,000	47,904	25,079	138,585	163,664	0	211,568	14,359
HANCOCK	15,476	7,900	17,202	0	4,100	44,678	10,962	65,698	76,660	0	121,338	0
KENNEBEC	2,917	16,000	7,851	0	1,500	28,268	7,445	19,213	26,658	0	54,926	39,655
KNOX	2,877	2,911	1,240	0	300	7,328	2,068	3,897	5,965	0	13,293	10
LINCOLN	3,042	6,647	1,793	0	600	12,082	2,527	3,962	6,489	0	18,571	19,568
OXFORD	26,945	31,065	31,555	0	3,300	92,865	14,995	149,195	164,190	0	257,055	107,940
PENOBSCOT	65,428	8,152	95,153	0	1,600	170,333	33,307	424,955	458,262	0	628,595	115,965
PISCATAQUIS	94,951	3,391	19,666	0	1,500	119,508	23,171	184,583	207,754	0	327,262	60,654
SAGadahoc	483	5,497	2,061	0	400	8,441	2,431	2,478	4,909	0	13,350	16,958
SOMERSET	63,733	20,715	27,474	0	2,400	114,322	54,493	244,901	299,394	0	413,716	74,129
WALDO	11,047	6,052	8,336	0	400	25,835	8,265	23,625	31,890	0	57,725	23,662
WASHINGTON	29,224	5,700	18,725	0	3,200	56,849	4,070	142,216	146,286	0	203,135	1,957
YORK	87	24,708	12,415	0	800	38,010	1,565	19,290	20,855	0	58,865	27,010
Maine wood processed:	366,868	180,149	281,425	0	25,200	853,642	201,026	1,663,621	1,864,647	0	2,718,289	631,011
Exported from Maine without processing:	114,237	280	5,390	0	5,281	125,188	9,296	231,245	240,541	0	365,730	2,546
Total harvested from Maine forests:	481,105	180,429	286,815	0	30,481	978,830	210,322	1,894,866	2,105,188	0	3,084,018	633,557
Imported from out of state:	90,747	28,160	52,213	0	7,160	178,280	120,439	489,147	609,586	61,086	848,952	120,749
Total processed by Maine Forest Products Industry:	457,615	208,309	333,638	0	32,360	1,031,922	321,465	2,152,768	2,474,233	61,086	3,567,241	751,760

Sawmill residues are clean, pulp-quality wood chips made from slabs and edgings at sawmills. The volume is reported here as an additional input to the pulp and paper mills. Sawmill residues are a by-product of the sawing process, and are not included as additional harvest volumes from Maine's forests.

Pulpwood Notes:

1. Other Softwood is comprised of bole chips of which specific species information was not collected.
2. Aspen volumes are based upon pure loads.
3. Other Hardwood is comprised of all hardwood species except aspen sold in pure loads.

2004 Wood Flow in Maine as reported to the Maine Forest Service (in Green Tons)

County	BIOMASS CHIPS	Further utilization of wood already tallied.	C AND D WASTE
		HOG FUEL	
ANDROSCOGGIN	64,625	7,277	20,146
AROOSTOOK	99,573	282,553	0
CUMBERLAND	95,432	20,708	19,463
FRANKLIN	53,934	38,660	0
HANCOCK	13,325	786	2,596
KENNEBEC	56,766	21,709	4,477
KNOX	10,678	318	193
LINCOLN	31,152	73	4,462
OXFORD	73,773	82,697	2,689
PENOBSCOT	196,379	335,094	2,233
PISCATAQUIS	85,656	61,690	269
SAGadahoc	4,980	1,043	383
SOMERSET	94,091	102,861	1,220
WALDO	33,136	27,990	1,630
WASHINGTON	72,466	34,648	0
YORK	115,568	18,928	7,616
Maine wood processed:	1,101,534	1,037,035	67,377
Exported from Maine without processing:	325,920	369,352	0
Total harvested from Maine Forests:	1,427,454	1,406,387	67,377
Imported from out of state:	351,772	1,353,946	188,292
Total processed by Maine Forest Products Industry:	1,453,306	2,390,981	255,669

* Some volume reported could not be identified within a specific county and are reported in the totals only.

Wood Imports and Exports

Import Origins

States:

Connecticut
Massachusetts
New Hampshire
New York
Pennsylvania
Rhode Island
Vermont

Provinces:

New Brunswick
Nova Scotia
Ontario
Prince Edward Island
Quebec

Export Destinations

States:

Connecticut
Indiana
Kentucky
Massachusetts
Michigan
New Hampshire
New Jersey
New York

Provinces:

New Brunswick
Quebec

Countries:

Germany
Italy
Japan
Thailand

SUMMARY**2004 Wood flow in Maine as reported to the Maine Forest Service**

Product	Harvest, Export, Import, Instate Processing	Total Volume in 2004	Total Volume converted to cords
Sawlogs (in MBF) 1 MBF = 1,000 board feet	a. Maine wood processed	1,037,987	2,075,974
	b. Exported from Maine without processing	403,309	806,618
	c. Total harvested from Maine forests (a+b=c)	1,441,296	2,882,592
	d. Imported from out of state	64,430	128,860
	f. Total processed by Maine Forest Products Industry (a+d=e)	1,102,417	2,204,834
	Pulpwood (in cords)	a. Maine wood processed	2,718,289
b. Exported from Maine without processing		365,730	365,730
c. Total harvested from Maine forests (a+b=c)		3,084,020	3,084,020
d. Imported from out of state		848,952	848,952
f. Total processed by Maine Forest Products Industry (a+d=e)		3,567,242	3,567,242
Biomass Chips (in green tons)		a. Maine wood processed	1,101,534
	b. Exported from Maine without processing	325,920	130,368
	c. Total harvested from Maine forests (a+b=c)	1,427,454	570,982
	d. Imported from out of state	351,772	140,709
	f. Total processed by Maine Forest Products Industry (a+d=e)	1,453,306	581,322
	Totals (in cords)	a. Maine wood processed	
b. Exported from Maine without processing			1,302,716
c. Total harvested from Maine forests (a+b=c)			6,537,593
d. Imported from out of state			1,118,521
f. Total processed by Maine Forest Products Industry (a+d=e)			6,353,398

Note on conversions: For sawlogs: 1 MBF = 2 cords

For Biomass Chips: 1 cord = 2.5 green tons

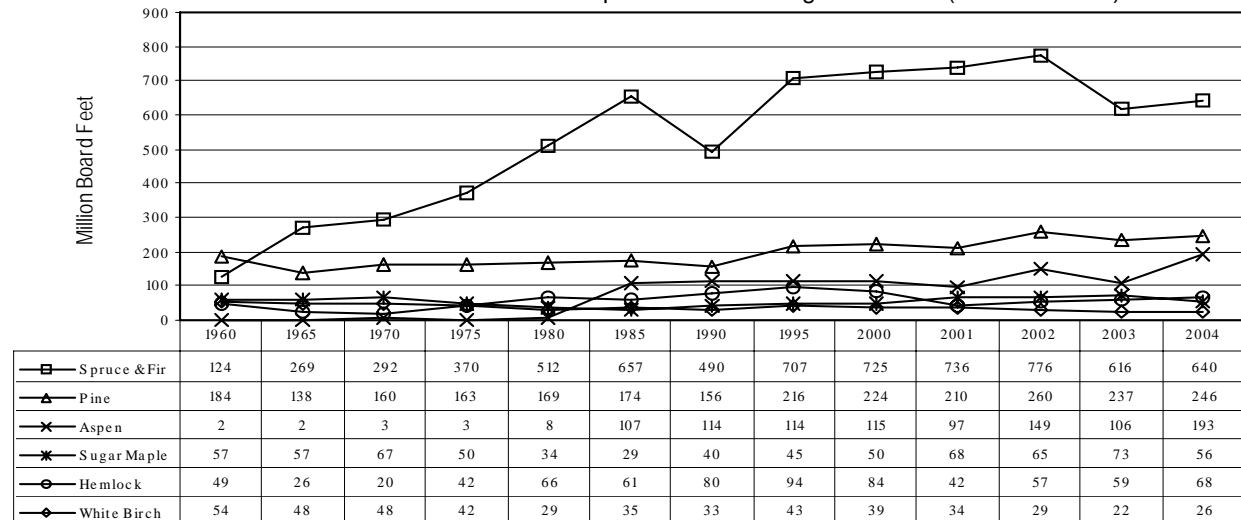
Wood Harvesting Trends (1960-2004)

The Maine Forest Service has been collecting data on volume of wood harvested since the late 1940's. The following three charts illustrate wood harvesting trends over the past 41 years.

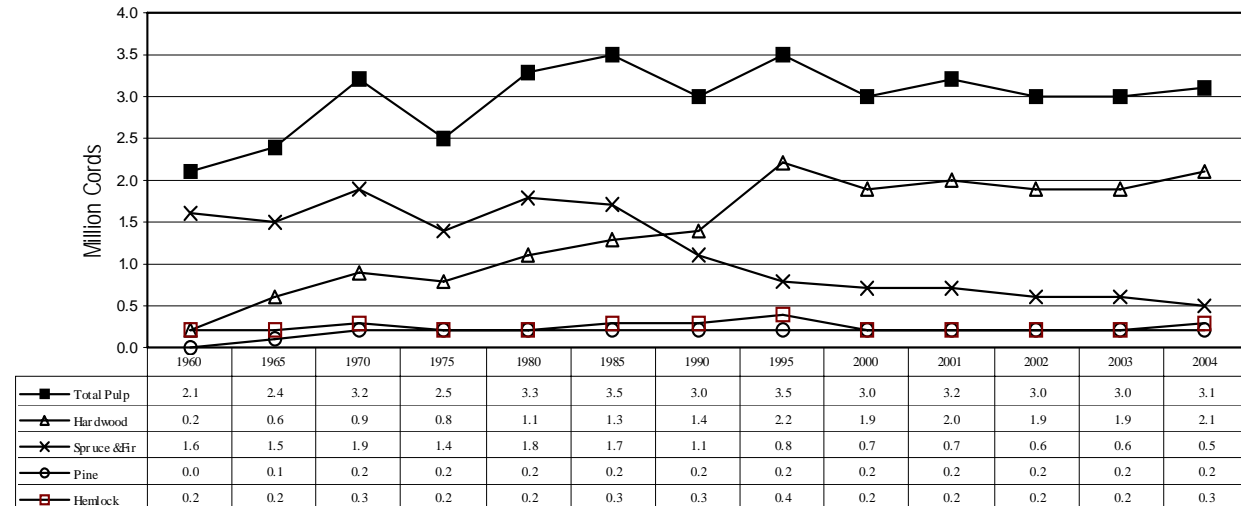
The two graphs to the right show the harvest volumes for selected species for sawlogs and pulpwood. These volumes include exported volumes.



Harvest Levels of Selected Species for Sawlogs in Maine (1960 to 2004)



Harvest Levels of Selected Species for Pulpwood in Maine (1960 -2004)



Wood Harvesting Trends (1960-2004)

The graph to the right shows the volumes for commercially important species.

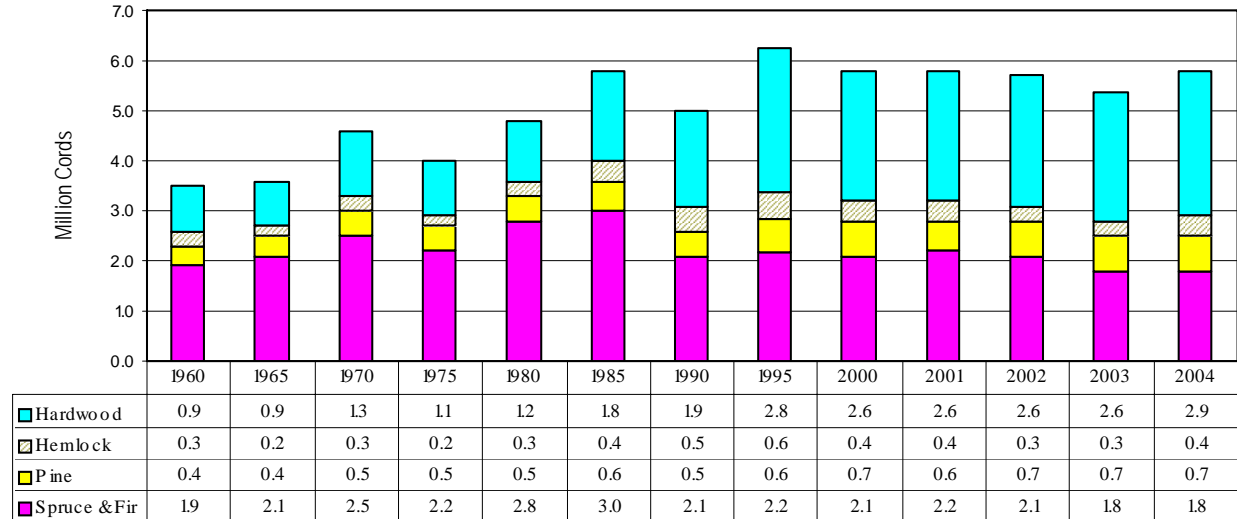


Import and Export Trends (1990-2004)

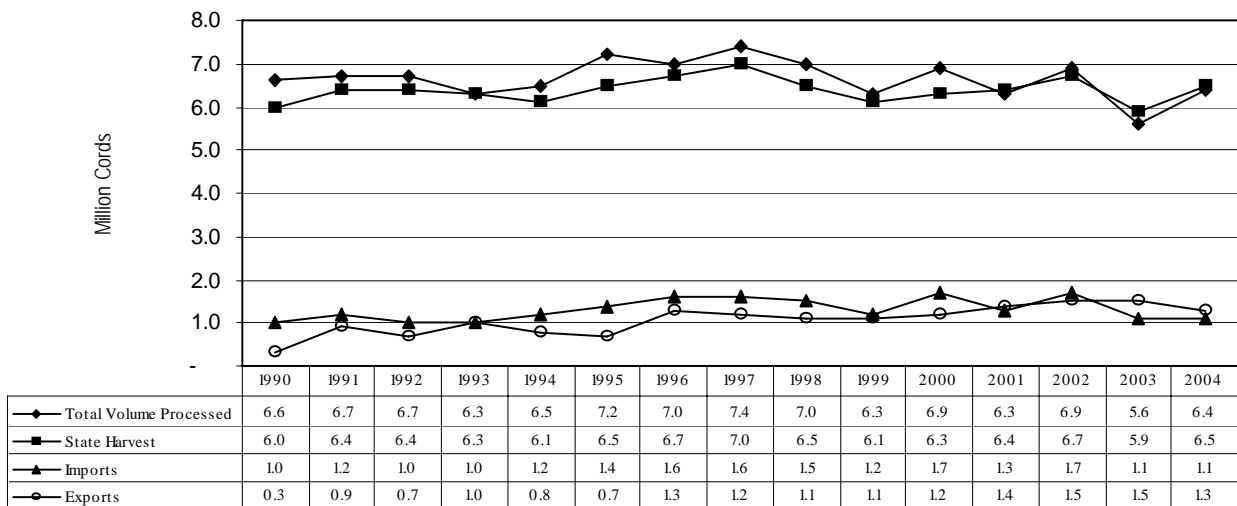
The graph to the right shows the volumes of forest products being exported from Maine, imported into Maine, and processed within Maine.



Harvest of Commercially Important Species in Maine (1960 - 2004)



Imports and Exports of Forest Products (1990-2004)





Practical advice for your land and trees
from the Maine Forest Service.

www.maineforestservice.org

www.bewoodswise.org

Maine Forest Service District Foresters

The Maine Forest Service has 10 District Foresters who provide technical assistance and educational services to landowners, loggers, schools and educational institutions, municipalities and other stakeholders. District Foresters conduct educational workshops, field demonstrations, media presentations, and can provide limited one-on-one contact with individual landowners.

Dennis Brennan

2281 Alfred Road
Lyman, ME 04002
Phone: (207)324-7000
E-mail: dennis.brennan@maine.gov

Patty Cormier

536 Waldoboro Road
Jefferson, ME 04348
Phone: (207)549-9003
E-mail: patty.cormier@maine.gov

Geneva Duncan-Frost

P.O. Box 130
Jonesboro, ME 04468
Phone: (207) 434-2622
E-mail: geneva.duncan@maine.gov

Jim Ecker

P.O. Box 415
Old Town, ME 04468
Phone: (207) 827-1811
E-mail: jim.ecker@maine.gov

Dan Jacobs

2 Forestry Road
Island Falls, ME 04747
Phone: (207) 463-3653
E-mail: dan.jacobs@maine.gov

Paul Larrivee, Jr

356 Shaker Road
Gray, ME 04039
Phone: (207) 657-3535
E-mail: paul.larrivee@maine.gov

Bob Leso

564 Skowhegan Road
Norridgewock, ME 04957
Phone: (207) 474-3499
E-mail: bob.leso@maine.gov

Gordon Moore

P.O. Box 1107
Greenville, ME 04441
Phone: (207) 695-3721
E-mail: gordon.moore@maine.gov

Merle Ring

131 Bethel Road
West Paris, ME 04289
Phone: (207) 674-3787
E-mail: merle.ring@maine.gov

Dave Rochester

45 Radar Road
Ashland, ME 04732
Phone: (207) 435-7963
E-mail: dave.rochester@maine.gov