

2005 Wood Processor Report

Including Import and Export Information

Compiled from 2005 Wood Processor Reports,
pursuant to 12 MRSA § 8884

Published: December 13, 2006

Updated: February 23, 2007



Department of Conservation
Maine Forest Service

Forest Policy and Management Division

#22 SHS, Augusta, ME 04333

(207)287-2791 or 1-800-367-0223 (instate)

www.maineforestservice.gov; www.bewoodswise.org

We help you make informed decisions about Maine's Forests

This publication is available online at: www.maineforestservice.gov

Printed under appropriation 010-04A-5115-512

What is the purpose of the Wood Processor Report?

Each year, the Maine Forest Service collects information from Maine primary wood processors regarding the volume of wood processed in Maine. Information is also collected for volumes imported into Maine or exported from Maine.

This report summarizes, for 2005, the volume of wood harvested in Maine, processed by Maine mills, and imported into or exported from Maine.

Wood flow data is summarized for sawlogs, pulpwood, biomass chips, and imports and exports.

How was this information collected?

In 2005, the Maine Forest Service received wood processor reports from 195 primary processing mills (sawmills, pulp and paper mills), 106 portable sawmills, 56 loggers and brokers who may have exported wood, 22 concentration yards, and from 10 mills that burn some form of wood for energy. Volume information contained in these individual reports is confidential and by law shall not be made public, except that summary reports may be published using aggregated data which does not reveal the activities of an individual person or firm (12 MRSA chapter 805, subchapter 5, "Forest Landowner and Wood Processor Reporting Requirements").

Interpreting Harvest, Export, Import, and Processed by the Maine Forest Products Industry

Maine wood processed

wood that is harvested in Maine and used by a Maine primary processing facility.

Exported from Maine without processing

wood that is harvested in Maine and exported out of state without processing by a Maine mill.

Imported from out of state

wood that is imported from out of state (not harvested in Maine) and processed by a Maine mill.

Total processed by Maine Forest Products Industry

total volume of wood processed in Maine, regardless of origin.

Definitions and Notes

1. Biomass Chips:

produced in the woods by chipping the entire tree, including branches and tops. Usually used as energy fuel, they may also be suitable for sludge composting, playground padding, and mulch.

2. Bole/Stem Pulp Chips:

produced in the woods by chipping the lower portion of the tree. These chips are not free of bark, but are suitable for use in pulp mills.

3. Cords (cfs):

a stack of fuel wood, pulpwood, or other material that measures 4 x 4 x 8 feet, or 128 cubic feet.

4. Construction and Demolition Waste (C and D Waste):

ground up wooden debris left over from construction and demolition that is burned by wood to energy facilities.

5. Hog Fuel:

any woody residue produced in the woods or mills, such as sawdust, bark or shavings, and used as energy fuel.

6. Pulpwood:

roundwood that is used for the production of wood pulp. Generally sold as tree length, 16', 8' or 4' lengths.

7. Sawlogs:

a log that meets minimum standards of diameter, length, and defect, intended for sawing into boards or lumber. Includes sawlogs, studwood, pallet logs, boltwood, and veneer logs.







8. Sawmill residues:

clean, pulp-quality chips made from debarked slabs and edgings at sawmills. Used by pulp and paper mills to produce wood pulp.

9. Thousand Board Feet (MBF):

One thousand board feet. One board foot is the amount of wood contained in an unfinished board 1" thick, 12" long, and 12" wide.

Report Highlights

-  Maine's forest products industry consumed 6.4 million cord equivalents in 2005, up slightly from 2004 consumption. Seventy-eight percent of the supply (5 million cord equivalents) was harvested in Maine, while 22% (1.4 million cord equivalents) was imported from out of state.
-  Maine landowners harvested 6.3 million cord equivalents of wood in 2005, down from 6.5 million cord equivalents in 2004. Nineteen percent (1.4 million cord equivalents) of the 2005 harvest was exported out of state, equal to the same volume reported in 2004 (1.2 million cord equivalents).
-  Maine's pulp and paper producers processed 3.4 million cord equivalents of pulpwood, down 4% from 2004. Seventy-three percent of the pulpwood originated from Maine's forests; 27% was imported from out of state.
-  Pulp and paper producers also processed 1.3 million tons of sawmill residues.
-  Maine's sawlog production in 2005 was 1 billion board feet, down slightly from 1.1 billion board feet in 2004.
-  During 2005, Maine's forest products industry imported about the same amount of roundwood into the state as it exported (1.4 million cords).

SAWLOGS

2005 Wood flow in Maine as reported to the Maine Forest Service (Converted to MBF)

County	Spruce and Fir	White and Red Pine	Hemlock	Cedar	Other Softwood	Total Softwood	Beech	White Birch	Yellow Birch	Sugar Maple	Red Maple	Oak	Ash	Aspen	Other Hardwood	Total Hardwood	Total Sawlogs
ANDROSCOGGIN	104	10,323	1,294	2	3	11,726	114	64	79	181	240	510	123	9	0	1,320	13,046
AROOSTOOK	146,143	5,803	6,996	16,779	1,973	177,694	425	630	2,555	6,724	1,170	10	258	53,906	6,338	72,016	249,710
CUMBERLAND	2,227	22,952	2,520	5	15	27,719	69	77	28	18	57	341	15	2	0	607	28,326
FRANKLIN	19,730	7,731	463	118	2	28,044	1,128	2,049	1,936	2,870	1,999	1,088	618	62	10	11,760	39,804
HANCOCK	12,450	8,129	922	150	0	21,651	63	724	158	261	53	51	60	6	133	1,509	23,160
KENNEBEC	384	15,174	1,707	21	0	17,286	163	460	78	200	285	742	295	25	8	2,256	19,543
KNOX	283	3,619	472	0	5	4,379	44	64	22	15	34	184	27	62	1	453	4,832
LINCOLN	206	6,414	1,003	69	0	7,692	0	12	1	4	32	125	11	6	0	191	7,883
OXFORD	10,593	41,141	4,534	0	0	56,268	892	1,619	1,543	1,729	1,162	830	461	58	7	8,301	64,569
PENOBSCOT	50,847	18,881	21,838	4,113	14	95,693	683	2,657	1,804	3,672	1,915	120	1,036	3,096	4	14,987	110,680
PISCATAQUIS	61,849	9,319	2,704	397	15	74,284	1,685	1,102	3,920	11,076	3,545	122	1,476	3,077	5	26,008	100,292
SAGADAHOC	41	2,129	184	1	0	2,355	0	4	0	2	8	37	1	3	1	56	2,411
SOMERSET	37,393	15,401	614	596	3	54,007	1,941	4,142	2,082	4,297	2,802	1,331	1,406	23	45	18,069	72,076
WALDO	966	5,965	517	804	5	8,257	21	614	19	14	47	194	157	32	1	1,099	9,356
WASHINGTON	25,774	10,180	17,747	691	2	54,394	37	210	116	230	29	15	25	3	134	799	55,193
YORK	5	19,777	857	0	3	20,642	100	153	42	42	218	847	31	3	12	1,447	22,090
Maine wood processed:	368,995	202,936	64,372	23,746	2,040	662,089	7,365	14,581	14,383	31,335	13,596	6,547	6,000	60,373	6,699	160,879	822,968
Exported from Maine without processing:	289,381	59,361	5,642	17,887	113	372,384	886	5,626	9,989	20,008	6,112	15,696	4,238	4,214	27,182	93,949	466,334
Total harvested from Maine forests:	658,376	262,297	70,014	41,633	2,153	1,034,473	8,251	20,207	24,372	51,343	19,708	22,243	10,238	64,587	33,881	254,828	1,289,302
Imported from out of state:	18,126	48,072	1,604	2,282	2,487	72,570	115	2,934	1,659	2,594	913	767	53	28,468	944	38,447	111,017
Total processed by Maine Forest Products Industry:	387,121	251,008	65,976	26,028	4,527	734,659	7,480	17,515	16,042	33,929	14,509	7,314	6,053	88,841	7,643	199,326	933,985

- Notes:**
1. Sawlogs include logs, veneer, boltwood, studwood, palletwood, etc. Cords converted to MBF @ 2 cords =1 MBF.
 2. Other Softwood includes larch, pitch pine, and others.

PULPWOOD

2005 Wood flow in Maine as reported to the Maine Forest Service (Converted to Cords),

Sawmill residues are clean, pulp-quality wood chips made from slabs and edgings at sawmills. The volume is reported here as an additional input to the pulp and paper mills. Sawmill residues are a by-product of the sawing process, and are not included as additional harvest volumes from Maine's forests.

County	Spruce and Fir	White and Red Pine	Hemlock	Cedar	Other Softwood	Total Softwood	Aspen	Other Hardwood	Total Hardwood	Mixed Wood	Total Pulpwood	SAWMILL RESIDUE Green Tons
ANDROSCOGGIN	392	12,349	4,393	0	2,200	19,334	2,423	11,758	14,181	0	33,516	156,000
AROOSTOOK	45,785	135	7,519	0	300	53,739	17,428	287,498	304,926	0	358,665	193,101
CUMBERLAND	345	15,862	8,355	0	2,100	26,662	1,353	12,342	13,695	0	40,357	44,782
FRANKLIN	39,185	8,740	9,002	0	1,714	58,641	16,262	136,416	152,678	0	211,319	31,499
HANCOCK	30,914	8,700	21,816	0	5,400	66,830	14,653	77,655	92,308	0	159,138	246
KENNEBEC	12,766	11,305	7,739	0	2,466	34,276	5,200	13,720	18,920	0	53,197	42,617
KNOX	3,975	2,100	222	0	300	6,597	531	2,375	2,906	0	9,503	0
LINCOLN	2,164	3,810	600	0	600	7,174	1,397	3,048	4,445	0	11,619	11,280
OXFORD	25,668	26,287	20,085	0	3,899	75,939	12,699	112,360	125,059	0	200,999	106,875
PENOBSCOT	88,864	3,598	35,906	0	52,656	181,024	29,334	252,587	281,921	0	462,945	77,512
PISCATAQUIS	72,298	1,132	14,361	0	1,100	88,891	19,088	184,951	204,039	0	292,930	84,667
SAGadahoc	531	3,002	532	0	200	4,265	886	359	1,245	0	5,509	9,348
SOMERSET	63,120	13,687	34,513	0	3,600	114,920	29,760	278,939	308,699	0	423,619	60,410
WALDO	13,629	4,051	6,132	0	300	24,112	7,239	20,030	27,269	0	51,381	29,009
WASHINGTON	51,251	2,475	21,584	0	2,000	77,310	13,985	83,308	97,293	0	174,603	1,968
YORK	210	15,044	3,076	0	800	19,130	806	3,962	4,768	0	23,898	26,429
Maine wood processed:	451,096	132,279	195,835	0	79,635	858,845	173,043	1,481,309	1,654,352	0	2,513,197	875,743
Exported from Maine without processing:	119,769	2,617	183	0	9,440	132,010	6,399	163,875	170,274	0	302,284	84,070
Total harvested from Maine forests:	570,865	134,896	196,018	0	89,075	990,855	179,442	1,645,184	1,824,626	0	2,815,481	959,813
Imported from out of state:	151,140	52,071	46,761	0	28,810	278,782	39,207	590,660	629,866	0	908,648	453,946
Total processed by Maine Forest Products Industry:	602,236	184,350	242,596	0	108,445	1,137,627	212,250	2,071,969	2,284,218	0	3,421,845	1,329,689

Pulpwood Notes:

1. Other Softwood is comprised of bole chips of which specific species information was not collected.
2. Aspen volumes are based upon pure loads.
3. Other Hardwood is comprised of all hardwood species except aspen sold in pure loads.

County	BIOMASS CHIPS	Further utilization of wood already tallied.	C AND D WASTE
		HOG FUEL	
ANDROSCOGGIN	82,922	35,840	13,529
AROOSTOOK	232,547	331,376	0
CUMBERLAND	186,989	4,103	15,433
FRANKLIN	93,311	52,310	12,144
HANCOCK	77,394	3,446	1,266
KENNEBEC	77,683	6,367	2,665
KNOX	8,212	2,886	128
LINCOLN	26,352	0	6,360
OXFORD	123,631	55,677	1,330
PENOBSCOT	358,183	288,897	1,195
PISCATAQUIS	117,047	32,718	892
SAGadahoc	12,897	1,049	622
SOMERSET	256,625	47,443	3,025
WALDO	47,046	15,189	2,568
WASHINGTON	240,189	71,782	0
YORK	94,901	7,180	11,432
Maine wood processed:	2,035,929	956,263	72,589
Exported from Maine without processing:	334,740	150,354	0
Total harvested from Maine Forests:	2,370,669	1,106,617	72,589
Imported from out of state:	605,264	772,121	184,223
Total processed by Maine Forest Products Industry:	2,641,193	1,728,384	256,812

* Some volumes reported could not be identified within a specific county and are reported in the totals only.

<u>Import Origins</u>	<u>Export Destinations</u>
States:	States:
Connecticut	Connecticut
Massachusetts	Indiana
New Hampshire	Kentucky
New York	Massachusetts
Pennsylvania	Michigan
Rhode Island	New Hampshire
Vermont	New York
	Pennsylvania
Provinces:	Rhode Island
New Brunswick	Vermont
Nova Scotia	
Ontario	Provinces:
Prince Edward Island	New Brunswick
Quebec	Quebec

SUMMARY**2005 Wood flow in Maine as reported to the Maine Forest Service**

Product	Harvest, Export, Import, Instate Processing	Total Volume in 2005	Total Volume converted to cords
Sawlogs (in MBF) 1 MBF = 1,000 board feet	a. Maine wood processed	822,968	1,645,937
	b. Exported from Maine without processing	466,334	932,668
	c. Total harvested from Maine forests (a+b=c)	1,289,302	2,578,604
	d. Imported from out of state	111,017	222,033
	f. Total processed by Maine Forest Products Industry (a+d=e)	933,985	1,867,970
	Pulpwood (in cords)	a. Maine wood processed	2,513,197
b. Exported from Maine without processing		302,284	302,284
c. Total harvested from Maine forests (a+b=c)		2,815,481	2,815,481
d. Imported from out of state		908,648	908,648
f. Total processed by Maine Forest Products Industry (a+d=e)		3,421,845	3,421,845
Biomass Chips (in green tons)		a. Maine wood processed	2,035,929
	b. Exported from Maine without processing	334,740	133,896
	c. Total harvested from Maine forests (a+b=c)	2,370,669	948,268
	d. Imported from out of state	605,264	242,105
	f. Total processed by Maine Forest Products Industry (a+d=e)	2,641,192	1,056,477
	Totals (in cords)	a. Maine wood processed	
b. Exported from Maine without processing			1,368,848
c. Total harvested from Maine forests (a+b=c)			6,342,353
d. Imported from out of state			1,372,787
f. Total processed by Maine Forest Products Industry (a+d=e)			6,346,292

Note on conversions: For sawlogs: 1 MBF = 2 cords

For Biomass Chips: 1 cord = 2.5 green tons

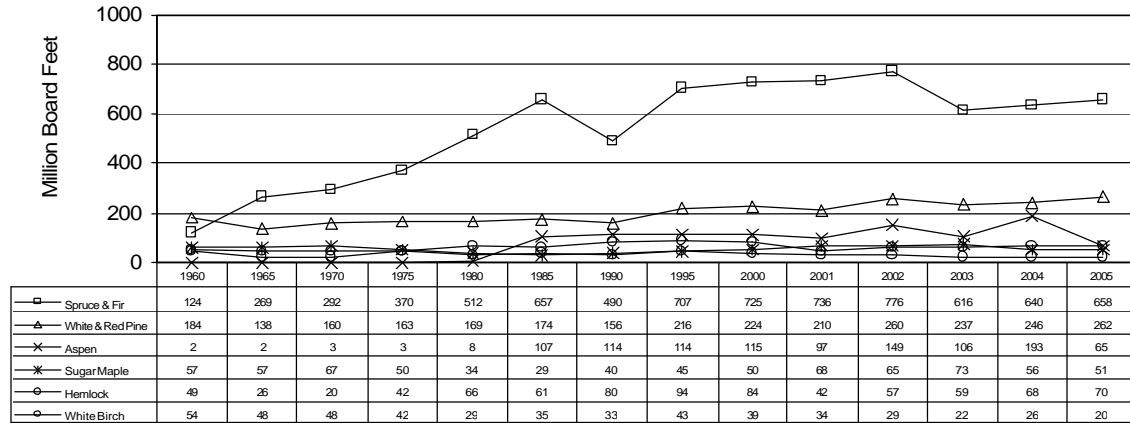
Wood Harvesting Trends (1960-2005)

The Maine Forest Service has been collecting data on volume of wood harvested since the late 1940's. The following three charts illustrate wood harvesting trends over the past 41 years.

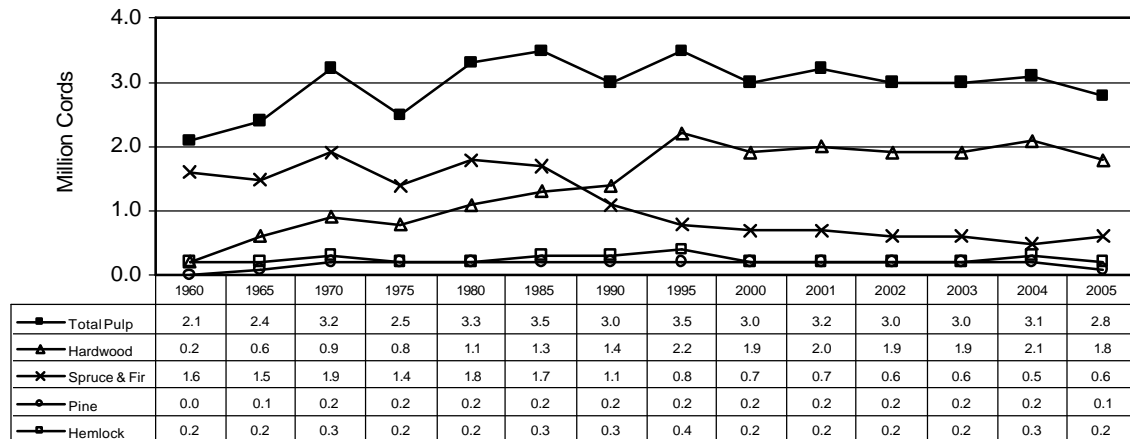
The two graphs to the right show the harvest volumes for selected species for sawlogs and pulpwood. These volumes include exported volumes.



Harvest Levels of Selected Species for Sawlogs in Maine (1960 to 2005)



Harvest Levels of Selected Species for Pulpwood in Maine (1960 to 2005)



Wood Harvesting Trends (1960-2005)

The graph to the right shows the volumes for commercially important species.

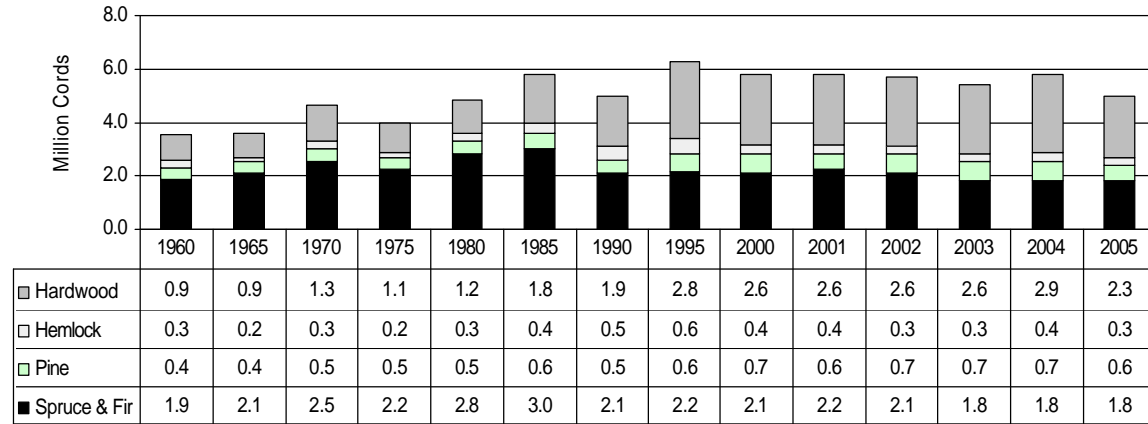


Import and Export Trends (1990-2005)

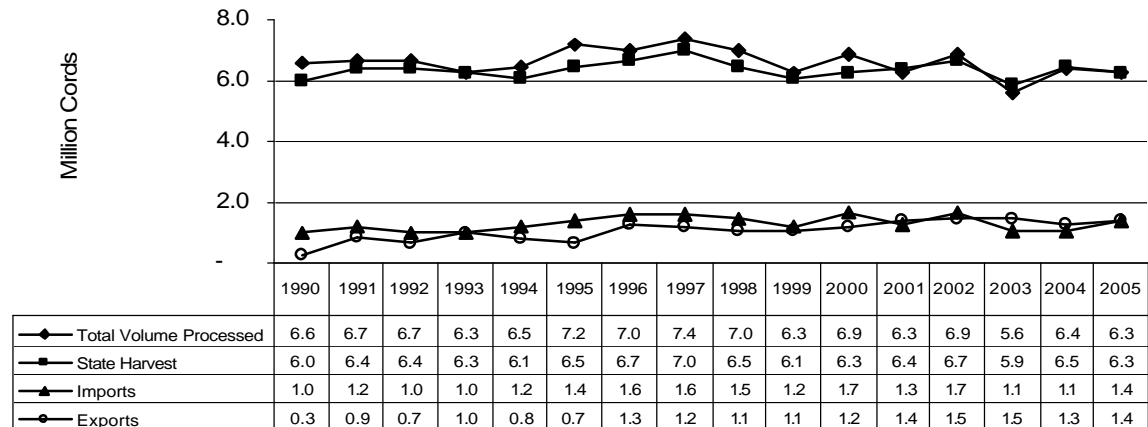
The graph to the right shows the volumes of forest products being exported from Maine, imported into Maine, and processed within Maine.



Harvest of Commercially Important Species in Maine (1960 - 2005)



Imports and Exports of Forest Products (1990 - 2005)





Maine Forest Service District Foresters

The Maine Forest Service has 10 District Foresters who provide technical assistance and educational services to landowners, loggers, schools and educational institutions, municipalities and other stakeholders. District Foresters conduct educational workshops, field demonstrations, media presentations, and can provide limited one-on-one contact with individual landowners.

www.maineforestservice.org

www.bewoodswise.org

Dennis Brennan

2281 Alfred Road
Lyman, ME 04002
Phone: (207)324-7000
E-mail: dennis.brennan@maine.gov

Morten Moesswild

536 Waldoboro Road
Jefferson, ME 04348
Phone: (207)549-9003
E-mail: morten.moesswilde@maine.gov

Steve MacDonald

P.O. Box 130
Jonesboro, ME 04468
Phone: (207) 434-2622
E-mail:
stephen.macdonald@maine.gov

Jim Ecker

P.O. Box 415
Old Town, ME 04468
Phone: (207) 827-1811
E-mail: jim.ecker@maine.gov

Dan Jacobs

2 Forestry Road
Island Falls, ME 04747
Phone: (207) 463-3653
E-mail: dan.jacobs@maine.gov

Ken Canfield

356 Shaker Road
Gray, ME 04039
Phone: (207) 657-3535
E-mail: ken.canfield@maine.gov

Patty Cormier

PO Box 416
Norridgewock, ME 04957
Phone: (207) 474-3499
E-mail: patty.cormier@maine.gov

Gordon Moor

P.O. Box 1107
Greenville, ME 04441
Phone: (207) 695-3721
E-mail: gordon.moore@maine.gov

Merle Ring

131 Bethel Road
West Paris, ME 04289
Phone: (207) 674-3787
E-mail: merle.ring@maine.gov

Dave Rochester

45 Radar Road
Ashland, ME 04732
Phone: (207) 435-7963
E-mail: dave.rochester@maine.gov