

1-18-2012

Quarterly Compliance Report: Third Quarter 2011 Report

Maine Workers' Compensation Board

Follow this and additional works at: http://digitalmaine.com/wcb_docs

Recommended Citation

Maine Workers' Compensation Board, "Quarterly Compliance Report: Third Quarter 2011 Report" (2012). *Workers' Compensation Board Documents*. Paper 70.
http://digitalmaine.com/wcb_docs/70

This Text is brought to you for free and open access by the State Documents at Maine State Documents. It has been accepted for inclusion in Workers' Compensation Board Documents by an authorized administrator of Maine State Documents. For more information, please contact statedocs@maine.gov.

QUARTERLY COMPLIANCE REPORT

STATE OF MAINE
WORKERS' COMPENSATION BOARD



Third Quarter 2011 Report

July 1, 2011 – September 30, 2011

Office of Monitoring, Audit & Enforcement

Paul H. Sighinolfi, Esq.
Executive Director/Chair

27 State House Station
Augusta, Maine 04333-0027
(207) 287-3751



PAUL R. LePAGE
GOVERNOR

STATE OF MAINE
WORKERS' COMPENSATION BOARD
DEERING BUILDING AMHI COMPLEX
27 STATE HOUSE STATION
AUGUSTA, MAINE 04333-0027

PAUL H. SIGHINOLFI, ESQ.
EXECUTIVE DIRECTOR/CHAIR

January 18, 2012



Richard V. Snow
Director
Bureau of Labor Standards
45 State House Station
Augusta, Maine 04333-0045

Dear Mr. Snow:

The Maine Workers' Compensation Board approved the enclosed Third Quarter 2011 Compliance Report. This report represents the efforts of the Office of Monitoring, Audit and Enforcement and the workers' compensation community.

In addition to the production of quarterly and annual compliance reports, the Monitoring, Audit and Enforcement (MAE) Program also conducts audits of insurers, self-insurers, and third-party administrators on a three-year audit cycle. The functions of the audit program include auditing the timeliness of payments and claims handling practices, determining whether claims are unreasonably contested, and ensuring that all reporting requirements to the Board are met.

The Board is pleased with the results of the MAE Program which is having a significant impact on compliance in the State of Maine and drawing national attention. The Board remains convinced that this program will continue to improve compliance as envisioned by P.L. 1997, Chapter 486.

Sincerely,

Paul H. Sighinolfi
Executive Director/Chair

PHS/amp
Enclosure

Cc: Kimberlee Barriere, Deputy Director, Office of Monitoring, Audit and Enforcement

**State of Maine
Workers' Compensation Board
Quarterly Compliance Report
Third Quarter 2011**

Table of Contents

1.	Executive Summary	Pages 1-2
2.	Lost Time First Report of Injury Filings	Page 3
3.	Initial Indemnity Payments	Page 4
4.	Initial Memorandum of Payment Filings	Page 5
5.	Initial Indemnity Notice of Controversy Filings	Page 6
6.	Wage Information	Page 7

Table of Charts

1.	Lost Time First Report of Injury Filings Timeliness Distribution	Page 3
2.	Lost Time First Report of Injury Filings Quarterly Compliance	Page 3
3.	Lost Time First Report of Injury Filings Compliance Trend	Page 3
4.	Initial Indemnity Payments Timeliness Distribution	Page 4
5.	Initial Indemnity Payments Quarterly Compliance	Page 4
6.	Initial Indemnity Payments Compliance Trend	Page 4
7.	Initial Memorandum of Payment Filings Timeliness Distribution	Page 5
8.	Initial Memorandum of Payment Filings Quarterly Compliance	Page 5
9.	Initial Memorandum of Payment Filings Compliance Trend	Page 5
10.	Initial Indemnity Notice of Controversy Filings Timeliness Distribution	Page 6
11.	Initial Indemnity Notice of Controversy Filings Quarterly Compliance	Page 6
12.	Initial Indemnity Notice of Controversy Filings Compliance Trend	Page 6
13.	Wage Information Wage Statement Timeliness Distribution	Page 7
14.	Wage Information Schedule of Dependent(s) and Filing Status Statement Timeliness Distribution	Page 7

Appendices

A.	Insurance Group Compliance	Pages A1-A7
	Lost Time FROI Filings and Initial Indemnity Payments	
B.	Insurance Group Compliance	Pages B1-B7
	Initial MOP and Initial Indemnity NOC Filings	

Executive Summary

On January 10, 2012, the Maine Workers' Compensation Board approved the Third Quarter 2011 Compliance Report. This report represents the efforts of the Office of Monitoring, Audit and Enforcement and insurers, self-administered employers, and third-party administrators (collectively "claim administrators").

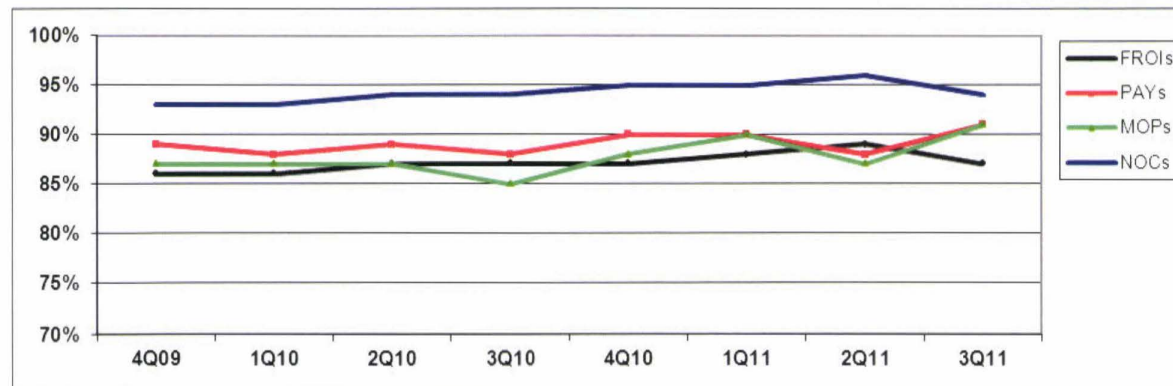
I. COMPLIANCE OVERVIEW

The Reconciliation Report was sent to 100 claim administrators on October 19, 2011; 65 responded, 25 were not required to respond and 10 did not respond.

The 3Q11 report represents results based upon data received by November 16, 2011. The results are:

Category	Number of Days	Benchmark	4Q09	1Q10	2Q10	3Q10	4Q10	1Q11	2Q11	3Q11
FROIs	7	85%	86%	86%	87%	87%	87%	88%	89%	87%
PAYs	14	87%	89%	88%	89%	88%	90%	90%	88%	91%
MOPs	17	85%	87%	87%	87%	85%	88%	90%	87%	91%
NOCs	14	90%	93%	93%	94%	94%	95%	95%	96%	94%

Compliance Benchmark Tracking (4Q09 – 3Q11)



II. CORRECTIVE ACTION PLANS (CAPs)

CAPs are implemented for claim administrators with chronic poor compliance. Elements of the CAPs are reviewed and updated each quarter to track compliance changes and ensure that the elements of the plan are being met.

The following had CAPs in place for the 3Q11:

Claim Administrator (alpha order)	Market Share by Premiums Written
Liberty Mutual	9%
Sentry	.32%
Zurich	1%

III. CAVEATS & EXPLANATIONS

A. General

- Question marks ("?) within this report indicate that the claim administrator did not provide all of the data required to measure compliance in that particular area.

B. Lost Time First Report of Injury (FROI) Filings

- Compliance with this benchmark exists when the FROI is filed (accepted EDI transaction, with or without errors) within 7 days after the employer receives notice or knowledge of an employee injury that has caused the employee to lose a day's work.

C. Initial Indemnity Payments (PAYs)

- Compliance with this benchmark exists when the check is mailed within the later of (i) 14 days after the employer's notice or knowledge of incapacity or (ii) the first day of compensability plus 6 days.
- If an employer continues to pay the employee's salary, payments are deemed timely for purposes of compliance if made consistent with the employer's usual payroll practice.

D. Initial Memorandum of Payment (MOP) Filings

- Compliance with this benchmark exists when the MOP is received within 17 days of the employer's notice or knowledge of incapacity.

E. Initial Indemnity Notice of Controversy (NOC) Filings

- Compliance with this benchmark exists when the NOC is filed (accepted EDI transaction, with or without errors) within 14 days after the employer receives notice or knowledge of the incapacity or death. Measurement excludes filings submitted with full denial reason codes 3A-3H (No Coverage).

IV. COMPLETED AUDITS

The Board conducts compliance audits of insurers, self-insurers and third-party administrators to ensure that all obligations under the Workers' Compensation Act are met. The functions of the audit program include, but are not limited to: ensuring that all reporting requirements of the Board are met, auditing the timeliness of benefit payments, auditing the accuracy of indemnity payments, evaluating claims-handling techniques, and determining whether claims are unreasonably contested.

The following had audits completed in the 3Q11:

Claim Administrator (alpha order)	Total Penalties
Gallagher Bassett	\$7,650.00
MAC	\$3,350.00
Sedgwick	\$7,100.00
Sentry	\$4,800.00

Third Quarter Compliance Report
7/1/2011 - 9/30/2011

LOST TIME FIRST REPORT OF INJURY FILINGS

Chart 1 Timeliness Distribution

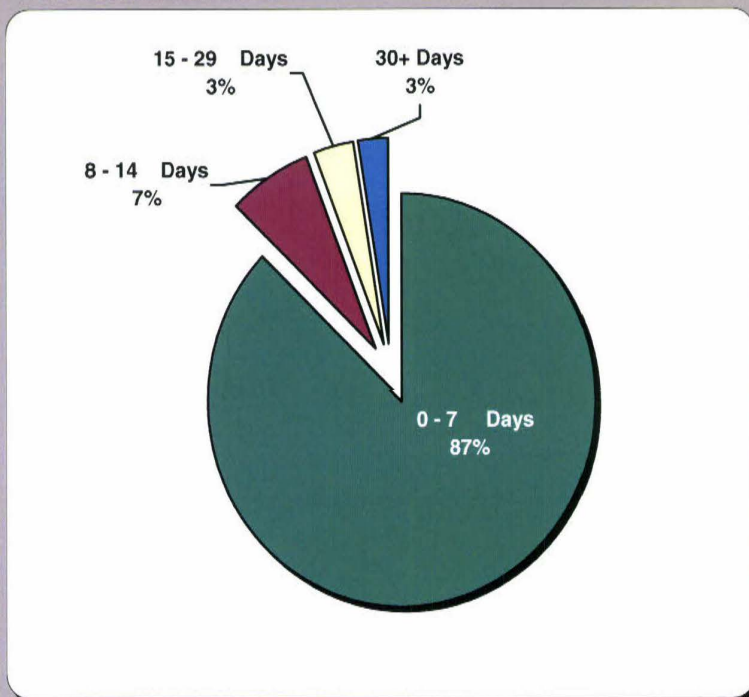


Table 1

Received Within:			
0 - 7 Days	2,982	87%	
8 - 14 Days	234	7%	
15 - 29 Days	117	3%	
30+ Days	87	3%	
Total	3,420	100%	

Chart 2 Quarterly Compliance

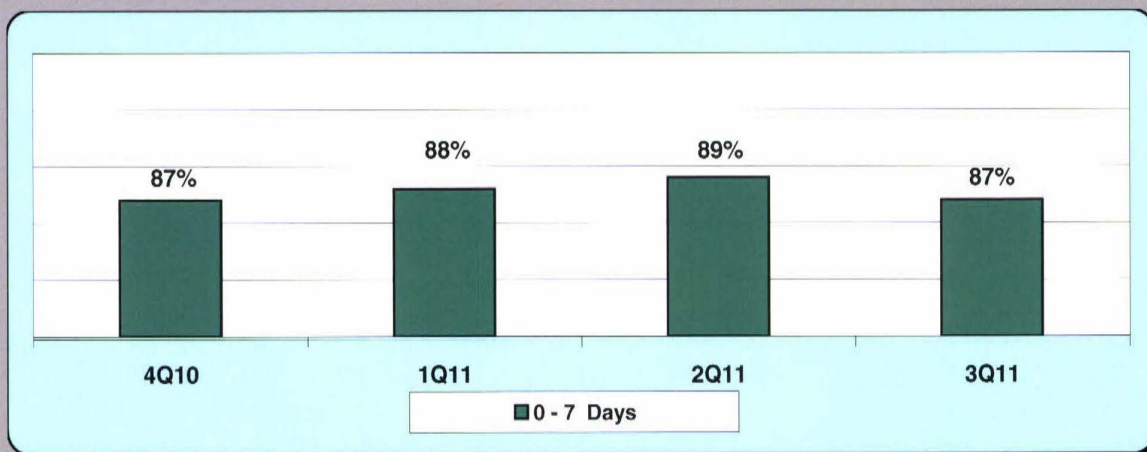
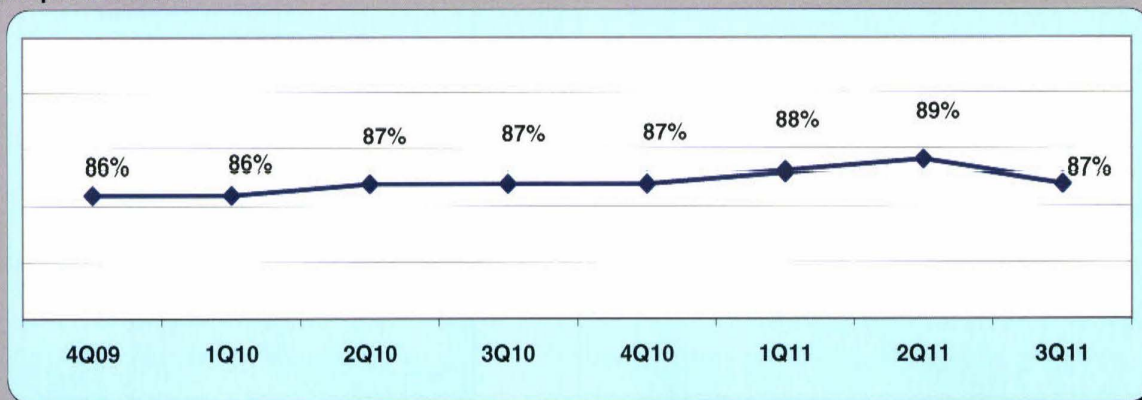


Chart 3 Compliance Trend



Third Quarter Compliance Report
7/1/2011 - 9/30/2011

INITIAL INDEMNITY PAYMENTS

Chart 4 Timeliness Distribution

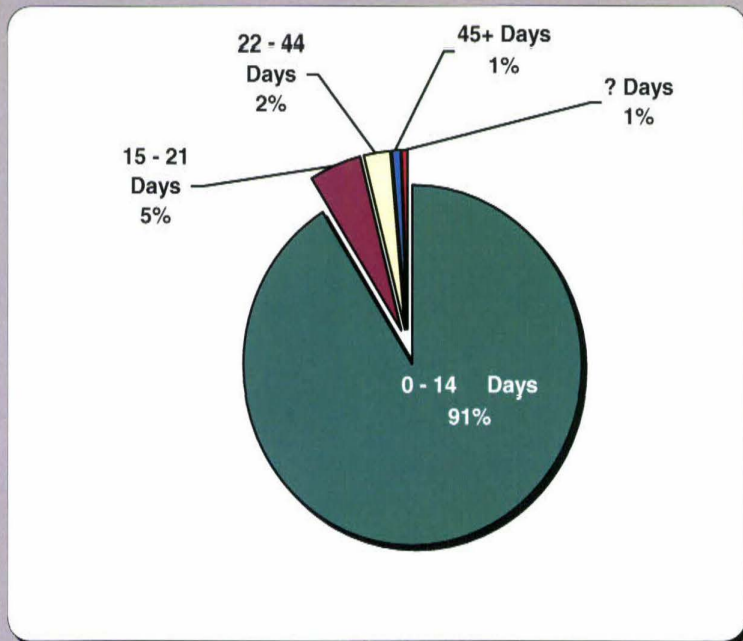


Table 2

Made Within:			
0 - 14	Days	839	91%
15 - 21	Days	48	5%
22 - 44	Days	21	2%
45+	Days	8	1%
?	Days	6	1%
Total		922	100%

Initial indemnity payments are monitored to ensure that payments are initiated within the time limits established in Section 205. As a result of these efforts, \$5,100 was issued to claimants in penalties and there is another \$5,950 in penalties awaiting resolution.

Chart 5 Quarterly Compliance

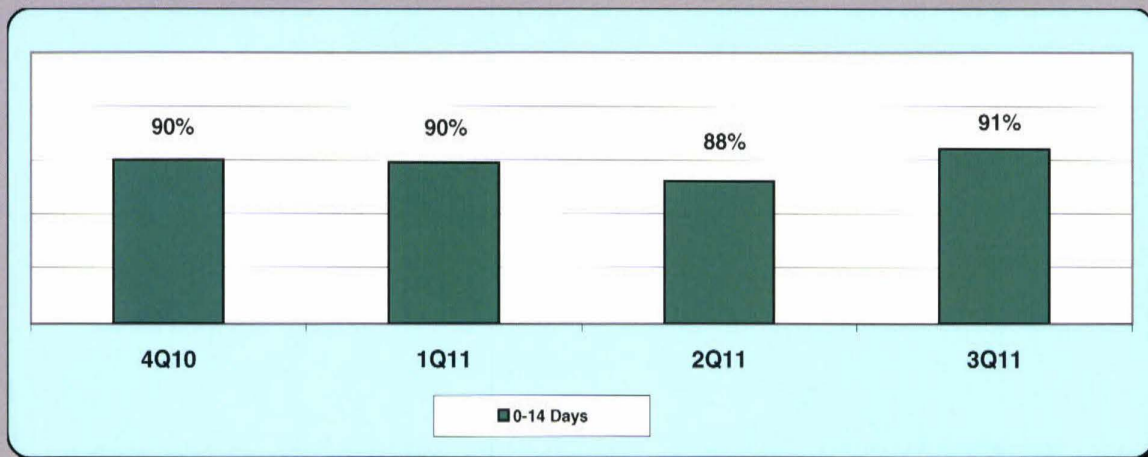
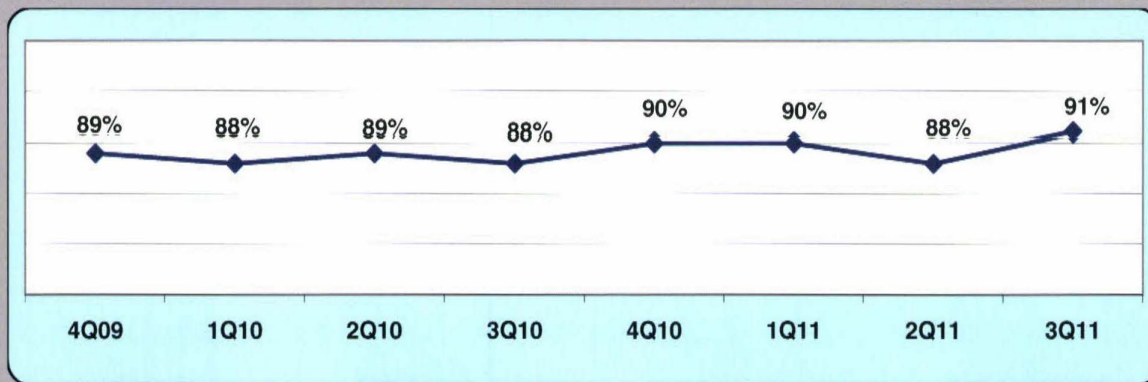


Chart 6 Compliance Trend



Third Quarter Compliance Report
7/1/2011 - 9/30/2011

INITIAL MEMORANDUM OF PAYMENT FILINGS

Chart 7 Timeliness Distribution

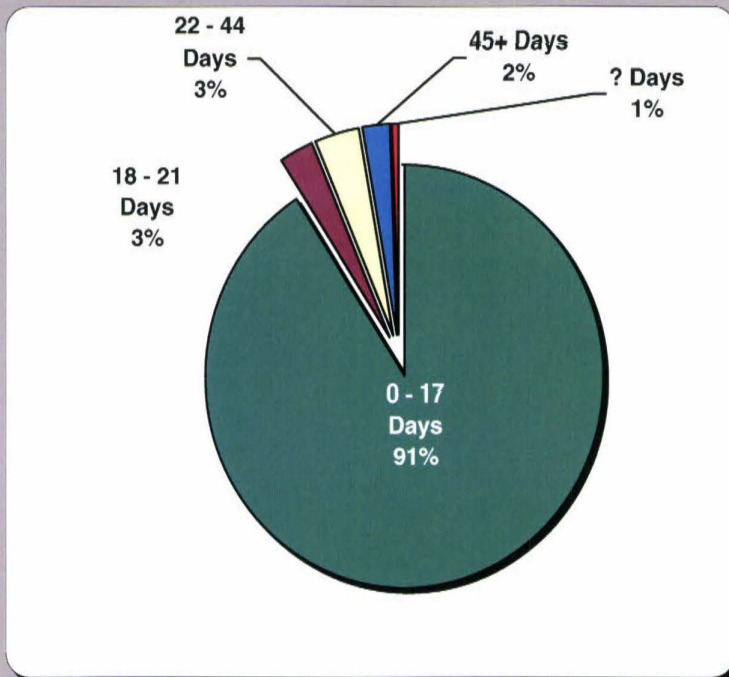


Table 3

Received Within:			
0 - 17	Days	837	91%
18 - 21	Days	26	3%
22 - 44	Days	33	3%
45+	Days	20	2%
?	Days	6	1%
Total		922	100%

Chart 8 Quarterly Compliance

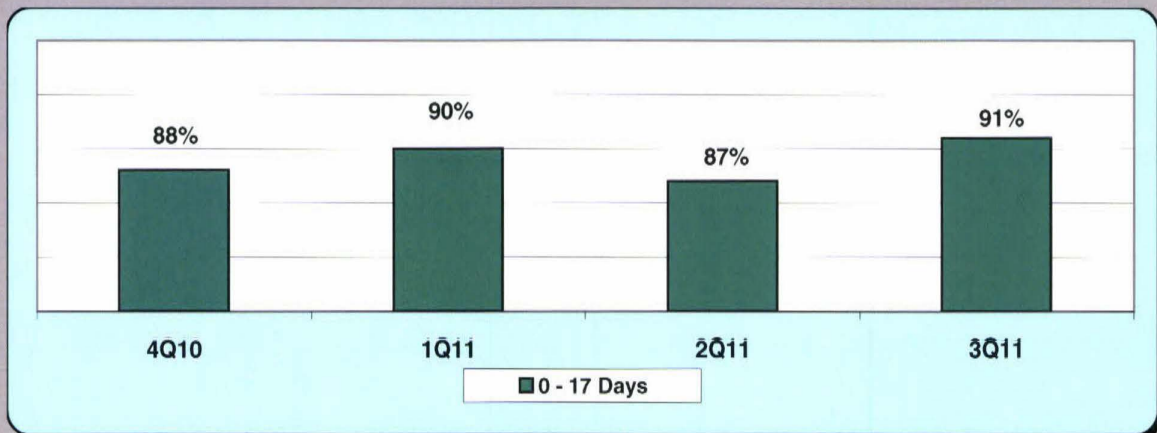
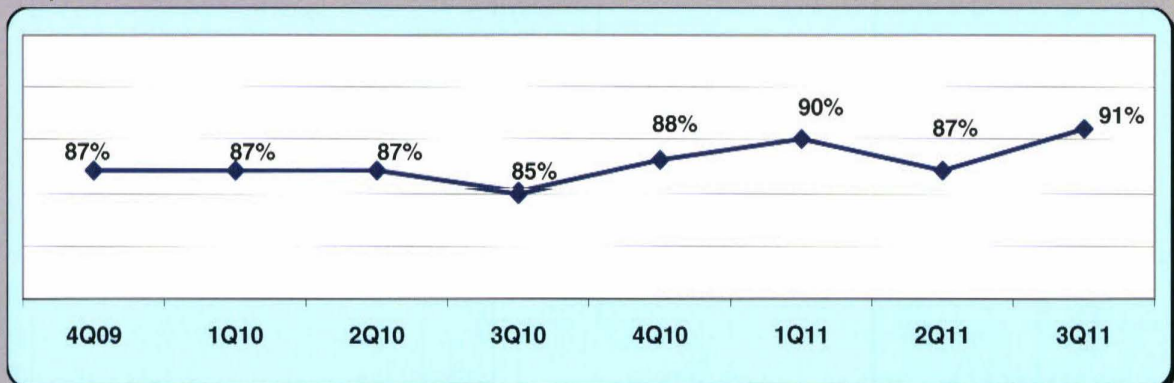


Chart 9 Compliance Trend



Third Quarter Compliance Report
7/1/2011 - 9/30/2011

INITIAL INDEMNITY NOTICE OF CONTROVERSY FILINGS

Chart 10 Timeliness Distribution

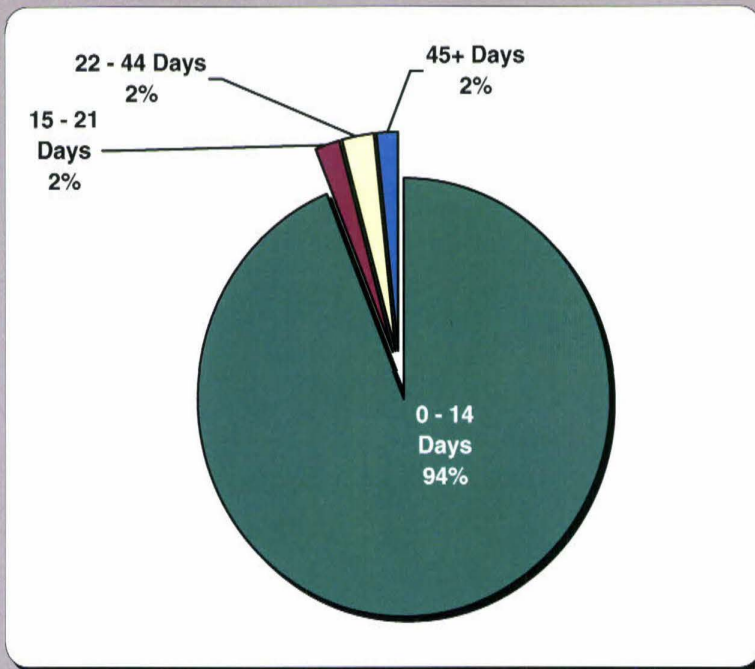


Table 4

Received Within:			
0 - 14	Days	657	94%
15 - 21	Days	13	2%
22 - 44	Days	17	2%
45+	Days	12	2%
Total		699	100%

Chart 11 Quarterly Compliance

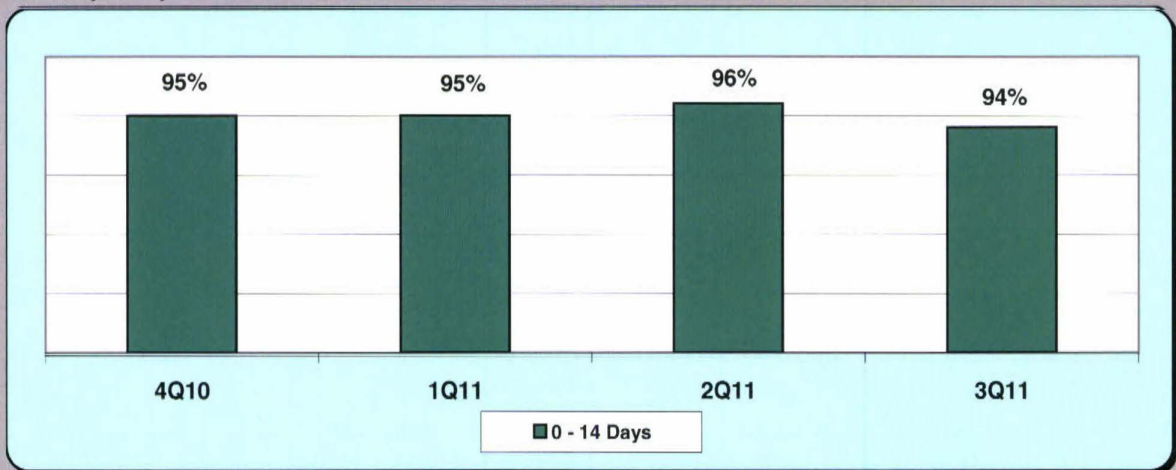
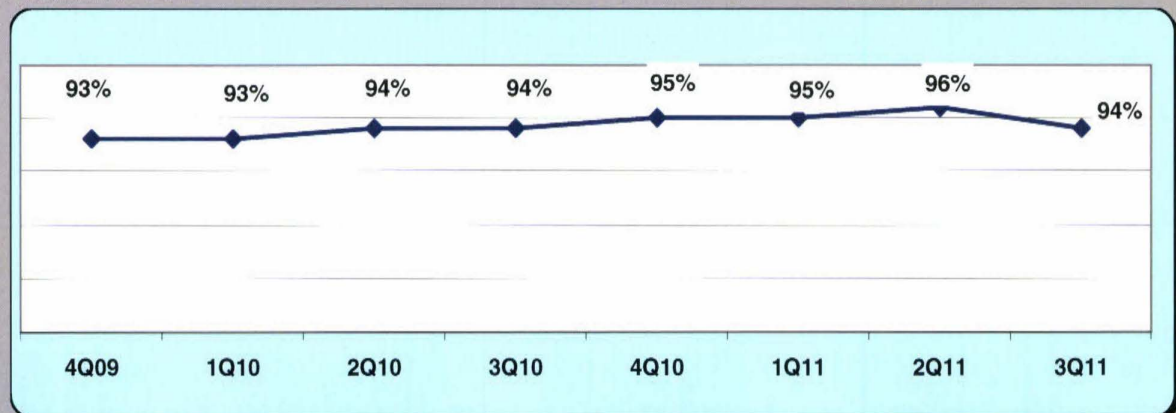


Chart 12 Compliance Trend



Third Quarter Compliance Report
7/1/2011 - 9/30/2011

WAGE INFORMATION

Wage information (WCB-2 and WCB 2A forms) must be filed within 30 days of an employer's notice or knowledge of a claim for compensation (Title 39-A M.R.S.A. Section 303). This includes both compensated and controverted claims where a claim for compensation has been made.

Chart 13 Wage Statement Timeliness Distribution

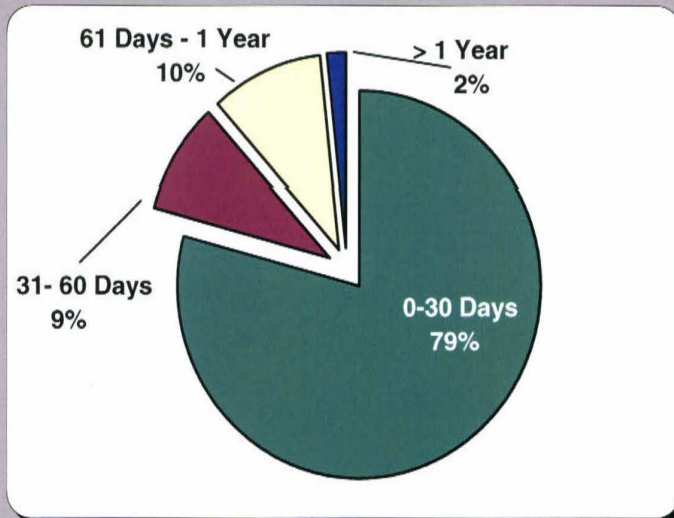


Table 5

Received Within:		
0-30 Days	1,451	79%
31-60 Days	170	9%
61 Days-1 Year	183	10%
> 1 Year	29	2%
Total	1,833	100%

Wage Statement(s): 1,450 (75%) of the 1,940 Wage Statement(s) that were due this quarter were filed timely, 352 (18%) were filed late, and 138 (7%) remain outstanding.

Chart 14 Schedule of Dependent(s) and Filing Status Statement Timeliness Distribution

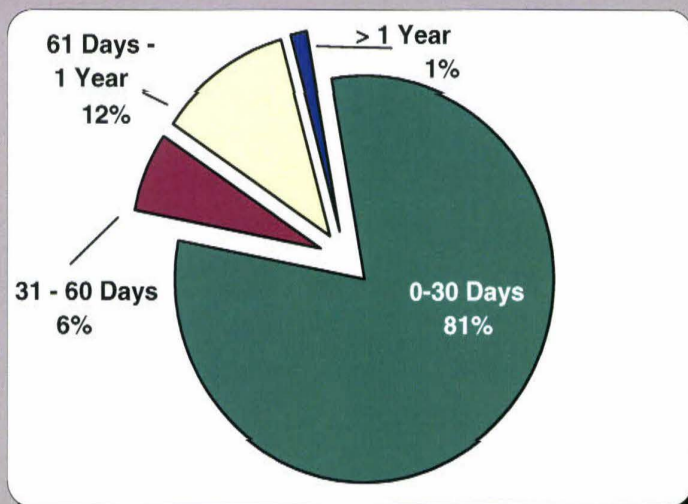


Table 6

Received Within:		
0-30 Days	1,543	81%
31-60 Days	121	6%
61 Days-1 Year	220	12%
> 1 Year	24	1%
Total	1,908	100%

Schedule of Dependent(s) and Filing Status Statement(s): 1,536 (79%) of the 1,940 Schedule of Dependent(s) and Filing Status Statement(s) due this quarter were filed timely, 261 (14%) were filed late, and 143 (7%) remain outstanding.

Appendix A

**Insurance Group Compliance
Lost Time FROI Filings and
Initial Indemnity Payments
Third Quarter 2011
7/1/2011-9/30/2011**

INSURANCE GROUP COMPLIANCE
Lost Time FROI Filings and Initial Indemnity Payments
Third Quarter 2011
7/1/2011 - 9/30/2011

		Total Lost Time FROIs Filed	Lost Time FROIs Filed Timely	Compliance Percentage	Total Initial Indemnity Payments Made	Initial Indemnity Payments Made Timely	Compliance Percentage
CA010	ACADIA INSURANCE Group Total	FROIs Filed 75	Timely FROIs 65	Compliance 87%	Payments Made 21	Timely Payments 20	Compliance 95%
	ACE INSURANCE Total	FROIs Filed *	Timely FROIs *	Compliance *	Payments Made *	Timely Payments *	Compliance *
	ACE TPA Administered Claims						
CA040	BROADSPIRE SERVICES	4	2	50%	No filings	No filings	No filings
CA060	CAMBRIDGE INTEGRATED SERVICES	*	*	*	*	*	*
CA070	CANNON COCHRAN MANAGEMENT SERVICES	3	3	100%	No filings	No filings	No filings
CA110	CONSTITUTION STATE SERVICES	7	4	57%	3	2	67%
CA160	ESIS	29	14	48%	13	11	85%
CA190	GALLAGHER BASSETT SERVICES	23	20	87%	4	4	100%
CA204	HELMISMAN MANAGEMENT SERVICES	1	1	100%	No filings	No filings	No filings
CA300	SEDGWICK CLAIMS MANAGEMENT	42	34	81%	11	9	82%
CA315	SPECIALTY RISK SERVICES	2	2	100%	No filings	No filings	No filings
	TPA Total	111	80	72%	31	26	84%
	ACE Group Total	111	80	72%	31	26	84%
CA018	AMERICAN INTERSTATE INSURANCE Total	FROIs Filed *	Timely FROIs *	Compliance *	Payments Made *	Timely Payments *	Compliance *
CA342	AMTRUST NORTH AMERICA Total	FROIs Filed 4	Timely FROIs 1	Compliance 25%	Payments Made No filings	Timely Payments No filings	Compliance No filings
	ARCH INSURANCE Total	FROIs Filed *	Timely FROIs *	Compliance *	Payments Made *	Timely Payments *	Compliance *
	ARCH TPA Administered Claims						
CA160	ESIS	2	1	50%	1	1	100%
CA190	GALLAGHER BASSETT SERVICES	4	3	75%	No filings	No filings	No filings
CA300	SEDGWICK CLAIMS MANAGEMENT	12	12	100%	2	2	100%
CA315	SPECIALTY RISK SERVICES	3	3	100%	No filings	No filings	No filings
CA168	THE FRANK GATES SERVICE COMPANY	1	1	100%	No filings	No filings	No filings
	TPA Total	22	20	91%	3	3	100%
	ARCH Group Total	22	20	91%	3	3	100%
CA020	ARGONAUT INSURANCE Total	FROIs Filed 1	Timely FROIs 1	Compliance 100%	Payments Made No filings	Timely Payments No filings	Compliance No filings
	ARGONAUT TPA Administered Claims						
CA240	TRIDENT INSURANCE SERVICES	9	8	89%	6	6	100%
	TPA Total	9	8	89%	6	6	100%
	ARGONAUT Group Total	10	9	90%	6	6	100%
CA032	ARROW MUTUAL LIABILITY Total	FROIs Filed *	Timely FROIs *	Compliance *	Payments Made *	Timely Payments *	Compliance *
CA036	BATH IRON WORKS Group Total	FROIs Filed 111	Timely FROIs 108	Compliance 97%	Payments Made 19	Timely Payments 18	Compliance 95%

*Indicates no claims activity this quarter

INSURANCE GROUP COMPLIANCE
Lost Time FROI Filings and Initial Indemnity Payments
Third Quarter 2011
7/1/2011 - 9/30/2011

		Total Lost Time FROIs Filed	Lost Time FROIs Filed Timely	Compliance Percentage	Total Initial Indemnity Payments Made	Initial Indemnity Payments Made Timely	Compliance Percentage
	BERKLEY RISK ADMINISTRATORS	FROIs Filed	Timely FROIs	Compliance	Payments Made	Timely Payments	Compliance
CA038	Group Total	2	1	50%	1	1	100%
	BROADSPIRE SERVICES	FROIs Filed	Timely FROIs	Compliance	Payments Made	Timely Payments	Compliance
CA040	Group Total	27	21	78%	8	8	100%
	CAMBRIDGE INTEGRATED SERVICES	FROIs Filed	Timely FROIs	Compliance	Payments Made	Timely Payments	Compliance
CA060	Group Total	3	2	67%	3	1	33%
	CANNON COCHRAN MANAGEMENT SERVICES	FROIs Filed	Timely FROIs	Compliance	Payments Made	Timely Payments	Compliance
CA070	Group Total	116	98	84%	26	24	92%
	CHARTIS INSURANCE (Formerly AIG)	FROIs Filed	Timely FROIs	Compliance	Payments Made	Timely Payments	Compliance
CA015	Total	49	48	98%	23	21	91%
	CHARTIS TPA Administered Claims						
CA040	BROADSPIRE SERVICES	14	13	93%	2	2	100%
CA060	CAMBRIDGE INTEGRATED SERVICES	1	1	100%	No filings	No filings	No filings
CA100	CLAIMS MANAGEMENT (WAL-MART)	42	40	95%	9	9	100%
CA110	CONSTITUTION STATE SERVICES	No filings	No filings	No filings	1	1	100%
CA160	ESIS	18	10	56%	7	7	100%
CA180	GAB ROBINS	*	*	*	*	*	*
CA190	GALLAGHER BASSETT SERVICES	32	29	91%	7	5	71%
CA204	HELMESMAN MANAGEMENT SERVICES	6	5	83%	3	2	67%
CA300	SEDGWICK CLAIMS MANAGEMENT	28	24	86%	4	2	50%
CA315	SPECIALTY RISK SERVICES	*	*	*	*	*	*
	TPA Total	141	122	87%	33	28	85%
	CHARTIS Group Total	190	170	89%	56	49	88%
	CHESTERFIELD SERVICES	FROIs Filed	Timely FROIs	Compliance	Payments Made	Timely Payments	Compliance
CA080	Group Total	1	1	100%	No filings	No filings	No filings
	CHUBB & SON, INC.	FROIs Filed	Timely FROIs	Compliance	Payments Made	Timely Payments	Compliance
CA046	CHUBB & SON, INC.	1	0	0%	No filings	No filings	No filings
CA286	CHUBB INSURANCE	1	1	100%	No filings	No filings	No filings
CA090	FEDERAL INSURANCE	5	1	20%	1	1	100%
	Group Total	7	2	29%	1	1	100%
	CHUBB TPA Administered Claims						
CA190	GALLAGHER BASSETT SERVICES	2	2	100%	No filings	No filings	No filings
	TPA Total	2	2	100%	No filings	No filings	No filings
	CHUBB Group Total	9	4	44%	1	1	100%
	CHURCH MUTUAL INSURANCE	FROIs Filed	Timely FROIs	Compliance	Payments Made	Timely Payments	Compliance
CA080	Group Total	1	0	0%	No filings	No filings	No filings
	CIANBRO CORPORATION	FROIs Filed	Timely FROIs	Compliance	Payments Made	Timely Payments	Compliance
CA085	Group Total	1	1	100%	No filings	No filings	No filings
	CITY OF BANGOR	FROIs Filed	Timely FROIs	Compliance	Payments Made	Timely Payments	Compliance
CA033	Group Total	6	6	100%	7	6	86%
	CLAIMS MANAGEMENT (WAL-MART)	FROIs Filed	Timely FROIs	Compliance	Payments Made	Timely Payments	Compliance
CA100	Group Total	42	40	95%	9	9	100%

*Indicates no claims activity this quarter

INSURANCE GROUP COMPLIANCE
Lost Time FROI Filings and Initial Indemnity Payments
Third Quarter 2011
7/1/2011 - 9/30/2011

		Total Lost Time FROIs Filed	Lost Time FROIs Filed Timely	Compliance Percentage	Total Initial Indemnity Payments Made	Initial Indemnity Payments Made Timely	Compliance Percentage
CA050	CNA INSURANCE Group Total	FROIs Filed 12	Timely FROIs 11	Compliance 92%	Payments Made 5	Timely Payments 5	Compliance 100%
CA110	CONSTITUTION STATE SERVICES Group Total	FROIs Filed 8	Timely FROIs 5	Compliance 63%	Payments Made 4	Timely Payments 3	Compliance 75%
CA115	CONTINENTAL IND CO (formerly Virginia Surety) Group Total	FROIs Filed 2	Timely FROIs 0	Compliance 0%	Payments Made 1	Timely Payments 1	Compliance 100%
CA117	COTTINGHAM AND BUTLER CLAIMS SERVICES Group Total	FROIs Filed 5	Timely FROIs 4	Compliance 80%	Payments Made 1	Timely Payments 1	Compliance 100%
CA120	CRAWFORD US PROPERTY & CASUALTY Group Total	FROIs Filed 1	Timely FROIs 0	Compliance 0%	Payments Made 1	Timely Payments 1	Compliance 100%
CA375	CRUM & FORSTER Group Total	FROIs Filed *	Timely FROIs *	Compliance *	Payments Made *	Timely Payments *	Compliance *
CA160	ESIS Group Total	FROIs Filed 53	Timely FROIs 28	Compliance 53%	Payments Made 23	Timely Payments 21	Compliance 91%
CA165	F.A. RICHARD Group Total	FROIs Filed 3	Timely FROIs 0	Compliance 0%	Payments Made No filings	Timely Payments No filings	Compliance No filings
CA091	FEDERATED MUTUAL INSURANCE Group Total	FROIs Filed 1	Timely FROIs 0	Compliance 0%	Payments Made No filings	Timely Payments No filings	Compliance No filings
CA170	FIREMANS FUND INSURANCE Group Total	FROIs Filed *	Timely FROIs *	Compliance *	Payments Made *	Timely Payments *	Compliance *
CA175	FUTURECOMP Group Total	FROIs Filed 74	Timely FROIs 67	Compliance 91%	Payments Made 16	Timely Payments 15	Compliance 94%
CA180	GAB ROBINS Group Total	FROIs Filed *	Timely FROIs *	Compliance *	Payments Made *	Timely Payments *	Compliance *
CA190	GALLAGHER BASSETT SERVICES Group Total	FROIs Filed 96	Timely FROIs 82	Compliance 85%	Payments Made 26	Timely Payments 21	Compliance 81%
CA191	GRAPHIC ARTS MUTUAL INSURANCE Group Total	FROIs Filed *	Timely FROIs *	Compliance *	Payments Made *	Timely Payments *	Compliance *
CA019	GUARD INSURANCE AMGUARD INSURANCE COMPANY	FROIs Filed 17	Timely FROIs 10	Compliance 59%	Payments Made 10	Timely Payments 10	Compliance 100%
CA140	EAST GUARD INSURANCE COMPANY	8	7	88%	1	1	100%
CA205	INTERGUARD, LTD.	*	*	*	*	*	*
CA272	NORGUARD INSURANCE COMPANY Group Total	4 29	3 20	75% 69%	No filings 11	No filings 11	No filings 100%

*Indicates no claims activity this quarter

INSURANCE GROUP COMPLIANCE
Lost Time FROI Filings and Initial Indemnity Payments
Third Quarter 2011
7/1/2011 - 9/30/2011

		Total Lost Time FROIs Filed	Lost Time FROIs Filed Timely	Compliance Percentage	Total Initial Indemnity Payments Made	Initial Indemnity Payments Made Timely	Compliance Percentage
	HANNAFORD BROTHERS	FROIs Filed	Timely FROIs	Compliance	Payments Made	Timely Payments	Compliance
CA201	Group Total	94	86	91%	18	17	94%
	HANOVER INSURANCE	FROIs Filed	Timely FROIs	Compliance	Payments Made	Timely Payments	Compliance
CA048	CITIZENS INSURANCE CO. OF AMERICA	6	4	67%	2	2	100%
CA202	HANOVER INSURANCE COMPANY	7	5	71%	3	3	100%
CA228	MASSACHUSETTS BAY INS. CO.	12	7	58%	2	2	100%
	Group Total	25	16	64%	7	7	100%
	HARTFORD INSURANCE	FROIs Filed	Timely FROIs	Compliance	Payments Made	Timely Payments	Compliance
CA188	HARTFORD ACCIDENT & INDEMNITY	5	5	100%	2	2	100%
CA185	HARTFORD CASUALTY INS CO.	10	9	90%	5	5	100%
CA203	HARTFORD FINANCIAL	7	6	86%	7	5	71%
CA186	HARTFORD INSURANCE OF THE MIDWEST	17	14	82%	4	4	100%
CA187	HARTFORD UNDERWRITERS INSURANCE	3	1	33%	No filings	No filings	No filings
CA288	PROPERTY & CASUALTY INSURANCE COMPANY	1	1	100%	No filings	No filings	No filings
CA296	SENTINEL INSURANCE CO.	6	6	100%	2	2	100%
CA321	TWIN CITY FIRE INSURANCE CO.	8	5	63%	3	2	67%
	Total	57	47	82%	23	20	87%
	HARTFORD TPA Administered Claims						
CA040	BROADSPIRE SERVICES	5	2	40%	2	2	100%
CA070	CANNON COCHRAN MANAGEMENT SERVICES	*	*	*	*	*	*
CA165	F.A. RICHARD	3	0	0%	No filings	No filings	No filings
CA190	GALLAGHER BASSETT SERVICES	6	6	100%	1	1	100%
CA300	SEDGWICK CLAIMS MANAGEMENT	1	1	100%	1	1	100%
CA315	SPECIALTY RISK SERVICES	2	2	100%	2	1	50%
	TPA Total	17	11	65%	6	5	83%
	HARTFORD Group Total	74	58	78%	29	25	86%
	HELMSMAN MANAGEMENT SERVICES	FROIs Filed	Timely FROIs	Compliance	Payments Made	Timely Payments	Compliance
CA204	Group Total	7	6	86%	3	2	67%
	LIBERTY MUTUAL INSURANCE	FROIs Filed	Timely FROIs	Compliance	Payments Made	Timely Payments	Compliance
CA380	EMPLOYERS INSURANCE OF WAUSAU	32	25	78%	7	5	71%
CA210	LIBERTY MUTUAL INSURANCE COMPANY	91	73	80%	36	33	92%
	Group Total	123	98	80%	43	38	88%
	MACY'S CORPORATE SERVICES	FROIs Filed	Timely FROIs	Compliance	Payments Made	Timely Payments	Compliance
CA213	Group Total	2	0	0%	1	0	0%
	MAINE AUTOMOBILE DEALERS ASSOCIATION	FROIs Filed	Timely FROIs	Compliance	Payments Made	Timely Payments	Compliance
CA220	Group Total	27	27	100%	10	10	100%
	MAINE EMPLOYERS' MUTUAL INSURANCE	FROIs Filed	Timely FROIs	Compliance	Payments Made	Timely Payments	Compliance
CA260	Group Total	1088	939	86%	320	303	95%
	MAINE HEALTH CARE ASSOCIATION	FROIs Filed	Timely FROIs	Compliance	Payments Made	Timely Payments	Compliance
CA234	Group Total	35	32	91%	5	5	100%
	MAINE MOTOR TRANSPORT ASSOCIATION	FROIs Filed	Timely FROIs	Compliance	Payments Made	Timely Payments	Compliance
CA230	Group Total	40	37	93%	9	9	100%
	MAINE MUNICIPAL ASSOCIATION	FROIs Filed	Timely FROIs	Compliance	Payments Made	Timely Payments	Compliance
CA225	Group Total	210	196	93%	51	42	82%
	MAINE SCHOOL MANAGEMENT ASSOCIATION	FROIs Filed	Timely FROIs	Compliance	Payments Made	Timely Payments	Compliance
CA250	Group Total	50	46	92%	13	11	85%

*Indicates no claims activity this quarter

INSURANCE GROUP COMPLIANCE
Lost Time FROI Filings and Initial Indemnity Payments
Third Quarter 2011
7/1/2011 - 9/30/2011

		Total Lost Time FROIs Filed	Lost Time FROIs Filed Timely	Compliance Percentage	Total Initial Indemnity Payments Made	Initial Indemnity Payments Made Timely	Compliance Percentage
CA255	MEADOWBROOK Group Total	6	5	83%	2	2	100%
CA267	NATIONAL INTERSTATE INSURANCE Group Total	1	1	100%	No filings	No filings	No filings
CA289	NATIONWIDE GROUP NATIONAL CASUALTY COMPANY	2	0	0%	No filings	No filings	No filings
CA291	NATIONWIDE AGRIBUSINESS INSURANCE Group Total	3	0	0%	No filings	No filings	No filings
CA265	NGM INSURANCE Group Total	4	1	25%	2	2	100%
	OLD REPUBLIC INSURANCE Total	*	*	*	*	*	*
	OLD REPUBLIC TPA Administered Claims						
CA038	BERKLEY ADMIN. OF CONNECTICUT	*	*	*	*	*	*
CA040	BROADSPIRE SERVICES	*	*	*	*	*	*
CA070	CANNON COCHRAN MANAGEMENT SERVICES	7	3	43%	2	1	50%
CA110	CONSTITUTION STATE SERVICES	*	*	*	*	*	*
CA160	ESIS	2	1	50%	1	1	100%
CA190	GALLAGHER BASSETT SERVICES	5	4	80%	3	3	100%
CA280	RYDIER SERVICES	2	2	100%	2	0	0%
CA300	SEDGWICK CLAIMS MANAGEMENT	5	4	80%	1	1	100%
CA382	WILLIS OF NORTHERN NEW ENGLAND, INC.	1	0	0%	1	1	100%
	TPA Total	22	14	64%	10	7	70%
	OLD REPUBLIC Group Total	22	14	64%	10	7	70%
CA274	PATRIOT INSURANCE Group Total	1	0	0%	1	1	100%
CA162	PEERLESS INSURANCE EXCELSIOR INSURANCE CO.	6	4	67%	2	2	100%
CA309	NETHERLANDS INSURANCE COMPANY	17	15	88%	2	1	50%
CA275	PEERLESS INSURANCE CO.	65	52	80%	15	13	87%
CA283	PEERLESS INDEMNITY CO. Group Total	88	71	81%	19	16	84%
CA277	PROTECTIVE INSURANCE Group Total	2	1	50%	No filings	No filings	No filings
CA282	PUBLIC SERVICE MUTUAL Group Total	*	*	*	*	*	*
CA280	RISK ENTERPRISE MANAGEMENT Group Total	18	17	94%	1	1	100%
CA280	RYDER SERVICES Group Total	2	2	100%	2	0	0%
	SAFETY NATIONAL INSURANCE Total	*	*	*	*	*	*
	SAFETY NATIONAL TPA Administered claims						
CA190	GALLAGHER BASSETT SERVICES	5	4	80%	No filings	No filings	No filings
CA300	SEDGWICK CLAIMS MANAGEMENT	1	1	100%	No filings	No filings	No filings
CA315	SPECIALTY RISK SERVICES	*	*	*	*	*	*
	TPA Total	6	5	83%	No filings	No filings	No filings
	SAFETY NATIONAL Group Total	6	5	83%	No filings	No filings	No filings

*Indicates no claims activity this quarter

INSURANCE GROUP COMPLIANCE
Lost Time FROI Filings and Initial Indemnity Payments
Third Quarter 2011
7/1/2011 - 9/30/2011

		Total Lost Time FROIs Filed	Lost Time FROIs Filed Timely	Compliance Percentage	Total Initial Indemnity Payments Made	Initial Indemnity Payments Made Timely	Compliance Percentage
	SEDGWICK CLAIMS MANAGEMENT	FROIs Filed	Timely FROIs	Compliance	Payments Made	Timely Payments	Compliance
CA300	Group Total	115	101	88%	29	25	86%
	SENTRY INSURANCE	FROIs Filed	Timely FROIs	Compliance	Payments Made	Timely Payments	Compliance
CA305	Group Total	5	3	60%	4	3	75%
	SPARTA INSURANCE	FROIs Filed	Timely FROIs	Compliance	Payments Made	Timely Payments	Compliance
	Total	*	*	*	*	*	*
	SPARTA TPA Administered claims						
CA060	COTTINGHAM AND BUTLER CLAIMS SERVICES	5	4	80%	1	1	100%
CA190	GALLAGHER BASSETT SERVICES	1	1	100%	2	1	50%
	TPA Total	6	5	83%	3	2	67%
	SPARTA Group Total	6	5	83%	3	2	67%
	SPECIALTY RISK SERVICES	FROIs Filed	Timely FROIs	Compliance	Payments Made	Timely Payments	Compliance
CA315	Group Total	22	20	91%	9	7	78%
	STATE OF MAINE WORKERS' COMPENSATION TRUST	FROIs Filed	Timely FROIs	Compliance	Payments Made	Timely Payments	Compliance
CA307	Group Total	146	142	97%	20	19	95%
	SYNERNET	FROIs Filed	Timely FROIs	Compliance	Payments Made	Timely Payments	Compliance
CA320	Group Total	131	125	95%	46	42	91%
	THE FRANK GATES SERVICE COMPANY	FROIs Filed	Timely FROIs	Compliance	Payments Made	Timely Payments	Compliance
CA168	Group Total	2	1	50%	No filings	No filings	No filings
	TOWER INSURANCE	FROIs Filed	Timely FROIs	Compliance	Payments Made	Timely Payments	Compliance
CA356	Group Total	*	*	*	*	*	*
	TRAVELERS INSURANCE	FROIs Filed	Timely FROIs	Compliance	Payments Made	Timely Payments	Compliance
CA072	CHARTER OAK FIRE INS. CO.	41	35	85%	8	5	63%
CA164	FARMINGTON CASUALTY COMPANY	1	1	100%	No filings	No filings	No filings
CA306	STANDARD FIRE INS. CO.	22	17	77%	5	4	80%
CA284	THE PHOENIX INSURANCE CO.	1	1	100%	No filings	No filings	No filings
CA347	TRAVELERS CASUALTY & SURETY COMPANY	6	4	67%	1	1	100%
CA348	TRAVELERS CASUALTY INSURANCE CO. OF AMERICA	8	4	50%	3	3	100%
CA346	TRAVELERS INDEMNITY CO OF AMERICA	*	*	*	*	*	*
CA345	TRAVELERS PROPERTY CASUALTY COMPANY	1	1	100%	No filings	No filings	No filings
	Total	80	63	79%	17	13	76%
	TRAVELERS TPA Administered Claims						
CA040	BROADSPIRE SERVICES	3	3	100%	3	3	100%
CA190	GALLAGHER BASSETT SERVICES	2	1	50%	1	1	100%
CA300	SEDGWICK CLAIMS MANAGEMENT	6	6	100%	2	2	100%
CA315	SPECIALTY RISK SERVICES	1	0	0%	1	1	100%
CA168	THE FRANK GATES SERVICE COMPANY	*	*	*	*	*	*
	TPA Total	12	10	83%	7	7	100%
	TRAVELERS Group Total	92	73	79%	24	20	83%
	TRIDENT INSURANCE SERVICES (Formerly MASSAMON)	FROIs Filed	Timely FROIs	Compliance	Payments Made	Timely Payments	Compliance
CA240	Group Total	9	8	89%	6	6	100%
	TRUMBULL INSURANCE	FROIs Filed	Timely FROIs	Compliance	Payments Made	Timely Payments	Compliance
CA319	Group Total	1	1	100%	1	1	100%
	VANLINER INSURANCE	FROIs Filed	Timely FROIs	Compliance	Payments Made	Timely Payments	Compliance
CA379	Group Total	*	*	*	*	*	*

*Indicates no claims activity this quarter

INSURANCE GROUP COMPLIANCE
Lost Time FROI Filings and Initial Indemnity Payments
Third Quarter 2011
7/1/2011 - 9/30/2011

		Total Lost Time FROIs Filed	Lost Time FROIs Filed Timely	Compliance Percentage	Total Initial Indemnity Payments Made	Initial Indemnity Payments Made Timely	Compliance Percentage
WILLIS OF NORTHERN NEW ENGLAND							
CA001	HRH CLAIMS MANAGEMENT	9	9	100%	3	2	67%
CA360	UNDERWRITERS SAFETY & CLAIMS	1	0	0%	1	1	100%
CA382	WILLIS OF NORTHERN NEW ENGLAND, INC.	254	241	95%	43	41	95%
	Group Total	264	250	95%	47	44	94%
XL SPECIALTY INSURANCE							
CA384	Total	*	*	*	*	*	*
XL TPA Administered Claims							
CA180	GAB ROBINS	*	*	*	*	*	*
CA190	GALLAGHER BASSETT SERVICES	*	*	*	*	*	*
	TPA Total	*	*	*	*	*	*
	XL Group Total	*	*	*	*	*	*
ZURICH INSURANCE							
CA022	AMERICAN ZURICH	19	19	100%	2	1	50%
CA227	MARYLAND CASUALTY COMPANY	*	*	*	*	*	*
CA259	NORTHERN INSURANCE CO. OF NEW YORK	3	1	33%	2	2	100%
CA400	ZURICH AMERICAN INSURANCE CO.	9	8	89%	3	2	67%
	Total	31	28	90%	7	5	71%
ZURICH TPA Administered Claims							
CA040	BROADSPIRE SERVICES	*	*	*	*	*	*
CA060	CAMBRIDGE INTEGRATED SERVICES	1	1	100%	1	1	100%
CA080	CHESTERFIELD SERVICES	1	1	100%	No filings	No filings	No filings
CA160	ESIS	1	1	100%	No filings	No filings	No filings
CA190	GALLAGHER BASSETT SERVICES	16	12	75%	7	5	71%
CA300	SEDGWICK CLAIMS MANAGEMENT	11	11	100%	3	3	100%
CA315	SPECIALTY RISK SERVICES	*	*	*	*	*	*
	TPA Total	30	26	87%	11	9	82%
	ZURICH Group Total	61	54	89%	18	14	78%

*Indicates no claims activity this quarter

Appendix B

**Insurance Group Compliance
Initial MOP and Initial Indemnity NOC Filings
Third Quarter 2011
7/1/2011-9/30/2011**

INSURANCE GROUP COMPLIANCE
Initial MOP and Initial Indemnity NOC Filings
Third Quarter 2011
7/1/2011 - 9/30/2011

		Total Initial MOPs Filed	Initial MOPs Filed Timely	Compliance Percentage	Total Initial Indemnity NOCs Filed	Initial Indemnity NOCs Filed Timely	Compliance Percentage
CA010	ACADIA INSURANCE	MOPs Filed	Timely MOPs	Compliance	NOCs Filed	Timely NOCs	Compliance
	Group Total	21	21	100%	12	11	92%
	ACE INSURANCE	MOPs Filed	Timely MOPs	Compliance	NOCs Filed	Timely NOCs	Compliance
	Total	*	*	*	*	*	*
	ACE TPA Administered Claims						
CA040	BROADSPIRE SERVICES	No filings	No filings	No filings	2	2	100%
CA060	CAMBRIDGE INTEGRATED SERVICES	*	*	*	*	*	*
CA070	CANNON COCHRAN MANAGEMENT SERVICES	No filings	No filings	No filings	3	3	100%
CA110	CONSTITUTION STATE SERVICES	3	2	67%	1	1	100%
CA160	ESIS	13	12	92%	6	5	83%
CA190	GALLAGHER BASSETT SERVICES	4	4	100%	11	10	91%
CA204	HELMESMAN MANAGEMENT SERVICES	No filings	No filings	No filings	1	1	100%
CA300	SEDGWICK CLAIMS MANAGEMENT	11	11	100%	10	10	100%
CA315	SPECIALTY RISK SERVICES	No filings	No filings	No filings	No filings	No filings	No filings
	TPA Total	31	29	94%	34	32	94%
	ACE Group Total	31	29	94%	34	32	94%
CA018	AMERICAN INTERSTATE INSURANCE	MOPs Filed	Timely MOPs	Compliance	NOCs Filed	Timely NOCs	Compliance
	Group Total	*	*	*	*	*	*
CA381	AMTURST NORTH AMERICA	MOPs Filed	Timely MOPs	Compliance	NOCs Filed	Timely NOCs	Compliance
	Group Total	No filings	No filings	No filings	1	1	100%
	ARCH INSURANCE	MOPs Filed	Timely MOPs	Compliance	NOCs Filed	Timely NOCs	Compliance
	Total	*	*	*	*	*	*
	ARCH TPA Administered Claims						
CA160	ESIS	1	1	100%	No filings	No filings	No filings
CA190	GALLAGHER BASSETT SERVICES	No filings	No filings	No filings	2	2	100%
CA300	SEDGWICK CLAIMS MANAGEMENT	2	2	100%	5	5	100%
CA315	SPECIALTY RISK SERVICES	No filings	No filings	No filings	No filings	No filings	No filings
CA168	THE FRANK GATES SERVICE COMPANY	No filings	No filings	No filings	No filings	No filings	No filings
	TPA Total	3	3	100%	7	7	100%
	ARCH Group Total	3	3	100%	7	7	100%
CA020	ARGONAUT INSURANCE	MOPs Filed	Timely MOPs	Compliance	NOCs Filed	Timely NOCs	Compliance
	Total	No filings	No filings	No filings	No filings	No filings	No filings
	ARGONAUT TPA Administered Claims						
CA240	TRIDENT INSURANCE SERVICES	6	6	100%	2	2	100%
	TPA Total	6	6	100%	2	2	100%
	ARGONAUT Group Total	6	6	100%	2	2	100%
CA32	ARROW MUTUAL LIABILITY	MOPs Filed	Timely MOPs	Compliance	NOCs Filed	Timely NOCs	Compliance
	Group Total	*	*	*	*	*	*
CA036	BATH IRON WORKS	MOPs Filed	Timely MOPs	Compliance	NOCs Filed	Timely NOCs	Compliance
	Group Total	19	18	95%	9	9	100%

*Indicates no claims activity this quarter

INSURANCE GROUP COMPLIANCE
Initial MOP and Initial Indemnity NOC Filings
Third Quarter 2011
7/1/2011 - 9/30/2011

		Total Initial MOPs Filed	Initial MOPs Filed Timely	Compliance Percentage	Total Initial Indemnity NOCs Filed	Initial Indemnity NOCs Filed Timely	Compliance Percentage
CA038	BERKLEY RISK ADMINISTRATORS Group Total	MOPs Filed 1	Timely MOPs 1	Compliance 100%	NOCs Filed 1	Timely NOCs 0	Compliance 0%
CA040	BROADSPIRE SERVICES Group Total	MOPs Filed 8	Timely MOPs 8	Compliance 100%	NOCs Filed 4	Timely NOCs 4	Compliance 100%
CA060	CAMBRIDGE INTEGRATED SERVICES Group Total	MOPs Filed 3	Timely MOPs 1	Compliance 33%	NOCs Filed No filings	Timely NOCs No filings	Compliance No filings
CA070	CANNON COCHRAN MANAGEMENT SERVICES Group Total	MOPs Filed 26	Timely MOPs 18	Compliance 69%	NOCs Filed 34	Timely NOCs 32	Compliance 94%
CA015	CHARTIS INSURANCE (Formerly AIG) Total	MOPs Filed 23	Timely MOPs 19	Compliance 83%	NOCs Filed 11	Timely NOCs 11	Compliance 100%
	CHARTIS TPA Administered Claims						
CA040	BROADSPIRE SERVICES	2	2	100%	1	1	100%
CA060	CAMBRIDGE INTEGRATED SERVICES	No filings	No filings	No filings	No filings	No filings	No filings
CA100	CLAIMS MANAGEMENT (WAL-MART)	9	9	100%	11	10	91%
CA110	CONSTITUTION STATE SERVICES	1	1	100%	No filings	No filings	No filings
CA160	ESIS	7	7	100%	4	3	75%
CA180	GAB ROBINS	*	*	*	*	*	*
CA190	GALLAGHER BASSETT SERVICES	7	5	71%	10	9	90%
CA204	HELMESMAN MANAGEMENT SERVICES	3	3	100%	No filings	No filings	No filings
CA300	SEDGWICK CLAIMS MANAGEMENT	4	3	75%	8	7	88%
CA315	SPECIALTY RISK SERVICES	*	*	*	*	*	*
	TPA Total	33	30	91%	34	30	88%
	CHARTIS Group Total	56	49	88%	45	41	91%
CA080	CHESTERFIELD SERVICES Group Total	MOPs Filed No filings	Timely MOPs No filings	Compliance No filings	NOCs Filed No filings	Timely NOCs No filings	Compliance No filings
CA046	CHUBB INSURANCE	MOPs Filed	Timely MOPs	Compliance	NOCs Filed	Timely NOCs	Compliance
CA286	CHUBB & SON, INC.	No filings	No filings	No filings	No filings	No filings	No filings
CA090	CHUBB INSURANCE	No filings	No filings	No filings	No filings	No filings	No filings
	FEDERAL INSURANCE	1	1	100%	No filings	No filings	No filings
	Group Total	1	1	100%	No filings	No filings	No filings
	CHUBB TPA Administered Claims						
CA190	GALLAGHER BASSETT SERVICES	No filings	No filings	No filings	1	1	100%
	TPA Total	No filings	No filings	No filings	1	1	100%
	CHUBB Group Total	1	1	100%	1	1	100%
CA084	CHURCH MUTUAL INSURANCE Group Total	MOPs Filed No filings	Timely MOPs No filings	Compliance No filings	NOCs Filed 1	Timely NOCs 0	Compliance 0%
CA085	CIANBRO CORPORATION Group Total	MOPs Filed No filings	Timely MOPs No filings	Compliance No filings	NOCs Filed 1	Timely NOCs 1	Compliance 100%
CA033	CITY OF BANGOR Group Total	MOPs Filed 7	Timely MOPs 7	Compliance 100%	NOCs Filed No filings	Timely NOCs No filings	Compliance No filings
CA100	CLAIMS MANAGEMENT (WAL-MART) Group Total	MOPs Filed 9	Timely MOPs 9	Compliance 100%	NOCs Filed 11	Timely NOCs 10	Compliance 91%

*Indicates no claims activity this quarter

INSURANCE GROUP COMPLIANCE
Initial MOP and Initial Indemnity NOC Filings
Third Quarter 2011
7/1/2011 - 9/30/2011

		Total Initial MOPs Filed	Initial MOPs Filed Timely	Compliance Percentage	Total Initial Indemnity NOCs Filed	Initial Indemnity NOCs Filed Timely	Compliance Percentage
CA050	CNA INSURANCE Group Total	MOPs Filed 5	Timely MOPs 5	Compliance 100%	NOCs Filed No filings	Timely NOCs No filings	Compliance No filings
CA110	CONSTITUTION STATE SERVICE Group Total	MOPs Filed 4	Timely MOPs 3	Compliance 75%	NOCs Filed 1	Timely NOCs 1	Compliance 100%
CA375	CONTINENTAL IND CO (formerly Virginia Surety) Group Total	MOPs Filed 1	Timely MOPs 1	Compliance 100%	NOCs Filed No filings	Timely NOCs No filings	Compliance No filings
CA117	COTTINGHAM AND BUTLER CLAIMS SERVICES Group Total	MOPs Filed 1	Timely MOPs 1	Compliance 100%	NOCs Filed No filings	Timely NOCs No filings	Compliance No filings
CA120	CRAWFORD US PROPERTY & CASUALTY Group Total	MOPs Filed 1	Timely MOPs 1	Compliance 100%	NOCs Filed No filings	Timely NOCs No filings	Compliance No filings
CA375	CRUM & FORSTER Group Total	MOPs Filed *	Timely MOPs *	Compliance *	NOCs Filed *	Timely NOCs *	Compliance *
CA160	ESIS Group Total	MOPs Filed 23	Timely MOPs 22	Compliance 96%	NOCs Filed 11	Timely NOCs 9	Compliance 82%
CA165	F.A. RICHARD Group Total	MOPs Filed No filings	Timely MOPs No filings	Compliance No filings	NOCs Filed No filings	Timely NOCs No filings	Compliance No filings
CA091	FEDERATED MUTUAL INSURANCE Group Total	MOPs Filed No filings	Timely MOPs No filings	Compliance No filings	NOCs Filed No filings	Timely NOCs No filings	Compliance No filings
CA170	FIREMANS FUND INSURANCE Group Total	MOPs Filed *	Timely MOPs *	Compliance *	NOCs Filed *	Timely NOCs *	Compliance *
CA175	FUTURECOMP Group Total	MOPs Filed 16	Timely MOPs 15	Compliance 94%	NOCs Filed 6	Timely NOCs 5	Compliance 83%
CA180	GAB ROBINS Group Total	MOPs Filed *	Timely MOPs *	Compliance *	NOCs Filed *	Timely NOCs *	Compliance *
CA190	GALLAGHER BASSETT SERVICES Group Total	MOPs Filed 26	Timely MOPs 22	Compliance 85%	NOCs Filed 29	Timely NOCs 25	Compliance 86%
CA191	GRAPHIC ARTS MUTUAL INSURANCE Group Total	MOPs Filed *	Timely MOPs *	Compliance *	NOCs Filed *	Timely NOCs *	Compliance *
CA019	GUARD INSURANCE AMGUARD INSURANCE COMPANY	MOPs Filed 10	Timely MOPs 10	Compliance 100%	NOCs Filed 1	Timely NOCs 0	Compliance 0%
CA140	EAST GUARD INSURANCE COMPANY	MOPs Filed 1	Timely MOPs 1	Compliance 100%	NOCs Filed No filings	Timely NOCs No filings	Compliance No filings
CA205	INTERGUARD, LTD.	MOPs Filed *	Timely MOPs *	Compliance *	NOCs Filed *	Timely NOCs *	Compliance *
CA272	NOR GUARD INSURANCE COMPANY Group Total	MOPs Filed 11	Timely MOPs 11	Compliance 100%	NOCs Filed 1	Timely NOCs 0	Compliance 0%

*Indicates no claims activity this quarter

INSURANCE GROUP COMPLIANCE
Initial MOP and Initial Indemnity NOC Filings
Third Quarter 2011
7/1/2011 - 9/30/2011

		Total Initial MOPs Filed	Initial MOPs Filed Timely	Compliance Percentage	Total Initial Indemnity NOCs Filed	Initial Indemnity NOCs Filed Timely	Compliance Percentage
HANNAFORD BROTHERS							
CA201	Group Total	18	18	100%	16	16	100%
HANOVER INSURANCE							
CA048	CITIZENS INSURANCE CO. OF AMERICA	2	2	100%	1	1	100%
CA202	HANOVER INSURANCE COMPANY	3	3	100%	1	1	100%
CA228	MASSACHUSETTS BAY INS. CO.	2	2	100%	3	3	100%
	Group Total	7	7	100%	5	5	100%
HARTFORD INSURANCE							
CA188	HARTFORD ACCIDENT & INDEMNITY	2	2	100%	No filings	No filings	No filings
CA185	HARTFORD CASUALTY INS. CO.	5	5	100%	No filings	No filings	No filings
CA203	HARTFORD FINANCIAL	7	5	71%	1	1	100%
CA186	HARTFORD INSURANCE OF THE MIDWEST	4	4	100%	5	5	100%
CA187	HARTFORD UNDERWRITERS INSURANCE	No filings	No filings	No filings	2	1	50%
CA288	PROPERTY & CASUALTY INSURANCE COMPANY	No filings	No filings	No filings	1	1	100%
CA296	SENTINEL INSURANCE CO.	2	2	100%	2	2	100%
CA321	TWIN CITY FIRE INSURANCE CO.	3	2	67%	2	2	100%
	Total	23	20	87%	13	12	92%
HARTFORD TPA Administered Claims							
CA040	BROADSPIRE SERVICES	2	2	100%	1	1	100%
CA070	CANNON COCHRAN MANAGEMENT SERVICES	*	*	*	*	*	*
CA165	F.A. RICHARD	No filings	No filings	No filings	No filings	No filings	No filings
CA190	GALLAGHER BASSETT SERVICES	1	1	100%	1	1	100%
CA300	SEDGWICK CLAIMS MANAGEMENT	1	1	100%	No filings	No filings	No filings
CA315	SPECIALTY RISK SERVICES	2	0	0%	No filings	No filings	No filings
	TPA Total	6	4	67%	2	2	100%
	HARTFORD Group Total	29	24	83%	15	14	93%
HELMSMAN MANAGEMENT SERVICES							
CA204	Group Total	3	3	100%	1	1	100%
LIBERTY MUTUAL INSURANCE							
CA380	EMPLOYERS INSURANCE OF WAUSAU	7	5	71%	7	7	100%
CA210	LIBERTY MUTUAL INSURANCE COMPANY	36	33	92%	21	21	100%
	Group Total	43	38	88%	28	28	100%
MACY'S CORPORATE SERVICES							
CA213	Group Total	1	1	100%	No filings	No filings	No filings
MAINE AUTOMOBILE DEALERS ASSOCIATION							
CA220	Group Total	10	10	100%	5	5	100%
MAINE EMPLOYERS' MUTUAL INSURANCE							
CA260	Group Total	320	300	94%	206	194	94%
MAINE HEALTH CARE ASSOCIATION							
CA234	Group Total	5	5	100%	7	7	100%
MAINE MOTOR TRANSPORT ASSOCIATION							
CA230	Group Total	9	9	100%	11	10	91%
MAINE MUNICIPAL ASSOCIATION							
CA225	Group Total	51	43	84%	50	50	100%
MAINE SCHOOL MANAGEMENT ASSOCIATION							
CA250	Group Total	13	13	100%	11	10	91%

*Indicates no claims activity this quarter

INSURANCE GROUP COMPLIANCE
Initial MOP and Initial Indemnity NOC Filings
Third Quarter 2011
7/1/2011 - 9/30/2011

		Total Initial MOPs Filed	Initial MOPs Filed Timely	Compliance Percentage	Total Initial Indemnity NOCs Filed	Initial Indemnity NOCs Filed Timely	Compliance Percentage
CA255	MEADOWBROOK Group Total	MOPs Filed 2	Timely MOPs 1	Compliance 50%	NOCs Filed No filings	Timely NOCs No filings	Compliance No filings
CA267	NATIONAL INTERSTATE INSURANCE Group Total	MOPs Filed No filings	Timely MOPs No filings	Compliance No filings	NOCs Filed No filings	Timely NOCs No filings	Compliance No filings
CA289	NATIONWIDE GROUP	MOPs Filed	Timely MOPs	Compliance	NOCs Filed	Timely NOCs	Compliance
CA291	NATIONAL CASUALTY COMPANY	No filings	No filings	No filings	No filings	No filings	No filings
	NATIONWIDE AGRIBUSINESS INSURANCE	No filings	No filings	No filings	No filings	No filings	No filings
	Group Total	No filings	No filings	No filings	No filings	No filings	No filings
CA265	NGM INSURANCE Group Total	MOPs Filed 2	Timely MOPs 2	Compliance 100%	NOCs Filed No filings	Timely NOCs No filings	Compliance No filings
	OLD REPUBLIC INSURANCE	MOPs Filed	Timely MOPs	Compliance	NOCs Filed	Timely NOCs	Compliance
	Total	*	*	*	*	*	*
	OLD REPUBLIC TPA Administered Claims						
CA038	BERKLEY ADMIN. OF CONNECTICUT	*	*	*	*	*	*
CA040	BROADSPIRE SERVICES	*	*	*	*	*	*
CA070	CANNON COCHRAN MANAGEMENT SERVICES	2	1	50%	2	1	50%
CA110	CONSTITUTION STATE SERVICES	*	*	*	*	*	*
CA160	ESIS	1	1	100%	No filings	No filings	No filings
CA190	GALLAGHER BASSETT SERVICES	3	3	100%	1	1	100%
CA280	RYDIER SERVICES	2	0	0%	No filings	No filings	No filings
CA300	SEDGWICK CLAIMS MANAGEMENT	1	1	100%	3	3	100%
CA382	WILLIS OF NORTHERN NEW ENGLAND, INC.	1	1	100%	No filings	No filings	No filings
	TPA Total	10	7	70%	6	5	83%
	OLD REPUBLIC Group Total	10	7	70%	6	5	83%
CA274	PATRIOT INSURANCE Group Total	MOPs Filed 1	Timely MOPs 1	Compliance 100%	NOCs Filed No filings	Timely NOCs No filings	Compliance No filings
	PEERLESS INSURANCE	MOPs Filed	Timely MOPs	Compliance	NOCs Filed	Timely NOCs	Compliance
CA162	EXCELSIOR INSURANCE CO.	2	2	100%	1	1	100%
CA309	NETHERLANDS INSURANCE COMPANY	2	1	50%	2	2	100%
CA275	PEERLESS INSURANCE CO.	15	13	87%	10	10	100%
CA283	PEERLESS INDEMNITY CO.	*	*	*	*	*	*
	Group Total	19	16	84%	13	13	100%
CA277	PROTECTIVE INSURANCE Group Total	MOPs Filed No filings	Timely MOPs No filings	Compliance No filings	NOCs Filed No filings	Timely NOCs No filings	Compliance No filings
CA282	PUBLIC SERVICE MUTUAL Group Total	MOPs Filed *	Timely MOPs *	Compliance *	NOCs Filed *	Timely NOCs *	Compliance *
CA280	RISK ENTERPRISE MANAGEMENT Group Total	MOPs Filed 1	Timely MOPs 0	Compliance 0%	NOCs Filed 4	Timely NOCs 2	Compliance 50%
CA280	RYDER SERVICES Group Total	MOPs Filed 2	Timely MOPs 0	Compliance 0%	NOCs Filed No filings	Timely NOCs No filings	Compliance No filings
	SAFETY NATIONAL INSURANCE	MOPs Filed	Timely MOPs	Compliance	NOCs Filed	Timely NOCs	Compliance
	Total	*	*	*	*	*	*
	SAFETY NATIONAL TPA Administered claims						
CA190	GALLAGHER BASSETT SERVICES	No filings	No filings	No filings	1	0	0%
CA300	SEDGWICK CLAIMS MANAGEMENT	No filings	No filings	No filings	No filings	No filings	No filings
CA315	SPECIALTY RISK SERVICES	*	*	*	*	*	*
	TPA Total	No filings	No filings	No filings	1	0	0%
	SAFETY NATIONAL Group Total	No filings	No filings	No filings	1	0	0%

*Indicates no claims activity this quarter

INSURANCE GROUP COMPLIANCE
Initial MOP and Initial Indemnity NOC Filings
Third Quarter 2011
7/1/2011 - 9/30/2011

		Total Initial MOPs Filed	Initial MOPs Filed Timely	Compliance Percentage	Total Initial Indemnity NOCs Filed	Initial Indemnity NOCs Filed Timely	Compliance Percentage
CA300	SEDGWICK CLAIMS MANAGEMENT	MOPs Filed	Timely MOPs	Compliance	NOCs Filed	Timely NOCs	Compliance
	Group Total	29	27	93%	35	33	94%
CA305	SENTRY INSURANCE	MOPs Filed	Timely MOPs	Compliance	NOCs Filed	Timely NOCs	Compliance
	Group Total	4	0	0%	1	0	0%
	SPARTA INSURANCE	MOPs Filed	Timely MOPs	Compliance	NOCs Filed	Timely NOCs	Compliance
	Total	*	*	*	*	*	*
	SPARTA TPA Administered claims						
CA060	COTTINGHAM AND BUTLER CLAIMS SERVICES	1	1	100%	No filings	No filings	No filings
CA190	GALLAGHER BASSETT SERVICES	2	1	50%	No filings	No filings	No filings
	TPA Total	3	2	67%	No filings	No filings	No filings
	SPARTA Group Total	3	2	67%	No filings	No filings	No filings
CA315	SPECIALTY RISK SERVICES	MOPs Filed	Timely MOPs	Compliance	NOCs Filed	Timely NOCs	Compliance
	Group Total	9	6	67%	4	4	100%
CA307	STATE OF MAINE WORKERS' COMPENSATION TRUST	MOPs Filed	Timely MOPs	Compliance	NOCs Filed	Timely NOCs	Compliance
	Group Total	20	18	90%	39	37	95%
CA320	SYNERNET	MOPs Filed	Timely MOPs	Compliance	NOCs Filed	Timely NOCs	Compliance
	Group Total	46	43	93%	24	23	96%
CA168	THE FRANK GATES SERVICE COMPANY	MOPs Filed	Timely MOPs	Compliance	NOCs Filed	Timely NOCs	Compliance
	Group Total	No filings	No filings	No filings	No filings	No filings	No filings
CA356	TOWER INSURANCE	MOPs Filed	Timely MOPs	Compliance	NOCs Filed	Timely NOCs	Compliance
	Group Total	*	*	*	*	*	*
CA072	TRAVELERS INSURANCE	MOPs Filed	Timely MOPs	Compliance	NOCs Filed	Timely NOCs	Compliance
CA164	CHARTER OAK FIRE INS. CO.	8	6	75%	8	6	75%
CA306	FARMINGTON CASUALTY COMPANY	No filings	No filings	No filings	No filings	No filings	No filings
CA284	STANDARD FIRE INS. CO.	5	4	80%	2	2	100%
CA347	THE PHOENIX INSURANCE CO.	No filings	No filings	No filings	No filings	No filings	No filings
CA348	TRAVELERS CASUALTY & SURETY COMPANY	1	1	100%	1	1	100%
CA346	TRAVELERS CASUALTY INSURANCE CO. OF AMERICA	3	3	100%	No filings	No filings	No filings
CA345	TRAVELERS INDEMNITY CO OF AMERICA	No filings	No filings	No filings	No filings	No filings	No filings
	TRAVELERS PROPERTY CASUALTY COMPANY	No filings	No filings	No filings	No filings	No filings	No filings
	Total	17	14	82%	11	9	82%
	TRAVELERS TPA Administered Claims						
CA040	BROADSPIRE SERVICES	3	3	100%	No filings	No filings	No filings
CA190	GALLAGHER BASSETT SERVICES	1	1	100%	1	0	0%
CA300	SEDGWICK CLAIMS MANAGEMENT	2	1	50%	4	4	100%
CA315	SPECIALTY RISK SERVICES	1	1	100%	No filings	No filings	No filings
CA168	THE FRANK GATES SERVICE COMPANY	*	*	*	*	*	*
	TPA Total	7	6	86%	5	4	80%
	TRAVELERS Group Total	24	20	83%	16	13	81%
CA240	TRIDENT INSURANCE SERVICES (Formerly MASSAMON)	MOPs Filed	Timely MOPs	Compliance	NOCs Filed	Timely NOCs	Compliance
	Group Total	6	6	100%	2	2	100%
CA319	TRUMBULL INSURANCE	MOPs Filed	Timely MOPs	Compliance	NOCs Filed	Timely NOCs	Compliance
	Group Total	1	1	100%	No filings	No filings	No filings
CA379	VANLINER INSURANCE	MOPs Filed	Timely MOPs	Compliance	NOCs Filed	Timely NOCs	Compliance
	Group Total	*	*	*	*	*	*

*Indicates no claims activity this quarter

INSURANCE GROUP COMPLIANCE
Initial MOP and Initial Indemnity NOC Filings
Third Quarter 2011
7/1/2011 - 9/30/2011

		Total Initial MOPs Filed	Initial MOPs Filed Timely	Compliance Percentage	Total Initial Indemnity NOCs Filed	Initial Indemnity NOCs Filed Timely	Compliance Percentage
WILLIS OF NORTHERN NEW ENGLAND		MOPs Filed	Timely MOPs	Compliance	NOCs Filed	Timely NOCs	Compliance
CA001	HRH CLAIMS MANAGEMENT	3	1	33%	1	1	100%
CA360	UNDERWRITERS SAFETY & CLAIMS	1	1	100%	No filings	No filings	No filings
CA382	WILLIS OF NORTHERN NEW ENGLAND, INC.	43	43	100%	70	69	99%
Group Total		47	45	96%	71	70	99%
XL SPECIALTY INSURANCE		MOPs Filed	Timely MOPs	Compliance	NOCs Filed	Timely NOCs	Compliance
CA384	Total	*	*	*	*	*	*
XL TPA Administered Claims							
CA180	GAB ROBINS	*	*	*	*	*	*
CA190	GALLAGHER BASSETT SERVICES	*	*	*	*	*	*
TPA Total		*	*	*	*	*	*
XL Group Total		*	*	*	*	*	*
ZURICH INSURANCE		MOPs Filed	Timely MOPs	Compliance	NOCs Filed	Timely NOCs	Compliance
CA022	AMERICAN ZURICH	2	2	100%	5	5	100%
CA227	MARYLAND CASUALTY COMPANY	*	*	*	*	*	*
CA259	NORTHERN INSURANCE CO. OF NEW YORK	2	1	50%	No filings	No filings	No filings
CA400	ZURICH AMERICAN INSURANCE CO.	3	3	100%	3	2	67%
Total		7	6	86%	8	7	88%
ZURICH TPA Administered Claims							
CA040	BROADSPIRE SERVICES	*	*	*	*	*	*
CA060	CAMBRIDGE INTEGRATED SERVICES	1	1	100%	No filings	No filings	No filings
CA080	CHESTERFIELD SERVICES	No filings	No filings	No filings	No filings	No filings	No filings
CA160	ESIS	No filings	No filings	No filings	1	1	100%
CA190	GALLAGHER BASSETT SERVICES	7	6	86%	4	1	100%
CA300	SEDGWICK CLAIMS MANAGEMENT	3	3	100%	4	3	75%
CA315	SPECIALTY RISK SERVICES	*	*	*	*	*	*
TPA Total		11	10	91%	6	5	83%
ZURICH Group Total		18	16	89%	14	12	86%

*Indicates no claims activity this quarter