

3-1-2010

# Asthma Emergency Department (ED) Visit 2001-2005 by Hospital Service Area (HSA)

Maine Department of Health and Human Services

Maine Center for Disease Control and Prevention

Follow this and additional works at: [https://digitalmaine.com/mecdc\\_docs](https://digitalmaine.com/mecdc_docs)

---

## Recommended Citation

Maine Department of Health and Human Services and Maine Center for Disease Control and Prevention, "Asthma Emergency Department (ED) Visit 2001-2005 by Hospital Service Area (HSA)" (2010). *Center for Disease Control Documents*. 56.  
[https://digitalmaine.com/mecdc\\_docs/56](https://digitalmaine.com/mecdc_docs/56)

This Text is brought to you for free and open access by the Health & Human Services at Digital Maine. It has been accepted for inclusion in Center for Disease Control Documents by an authorized administrator of Digital Maine. For more information, please contact [statedocs@maine.gov](mailto:statedocs@maine.gov).

# Asthma Emergency Department (ED) Visit 2001-2005 Hospital Service Area (HSA)

Rates per 10,000 persons by HSA by Age

Summary -Top 5 (highest and lowest # of ED visits)

## Top 5 Highest Number of ED visits

### Age 0-4

1. Calais	552
2. Houlton	320
3. Rumford	276
4. Machias	218
5. Caribou	200

### Ages 5-14

1. Caribou	148
2. Calais	140
3. Pittsfield	132
4. Houlton	129
5. Millinocket	112

### Ages 15-34

1. Caribou	185
2. Calais	170
3. Millinocket	151
4. Rumford	146
5. Ellsworth	139

### Ages 35-64

1. Calais	141
2. Caribou	109
3. Greenville	98
4. Waterville	86
5. Machias	79

### Ages 65 and older

1. Calais	238
2. Caribou	86
3. Machias	73
4. Fort Kent	69
5. Pittsfield	69

## Top 5 Lowest Number of ED visits

### Ages 0-4

1. York	54
2. Boothbay Harbor	58
3. Bar Harbor	63
4. Biddeford	71
5. Lincoln	73

### Ages 5-14

1. Bar Harbor	44
2. York	47
3. Boothbay Harbor	51
4. Rockland	50
5. Brunswick	50

### Ages 15-34

1. York	45
2. Boothbay Harbor	55
3. Blue Hill	57
4. Bridgeton	58
5. Farmington	61

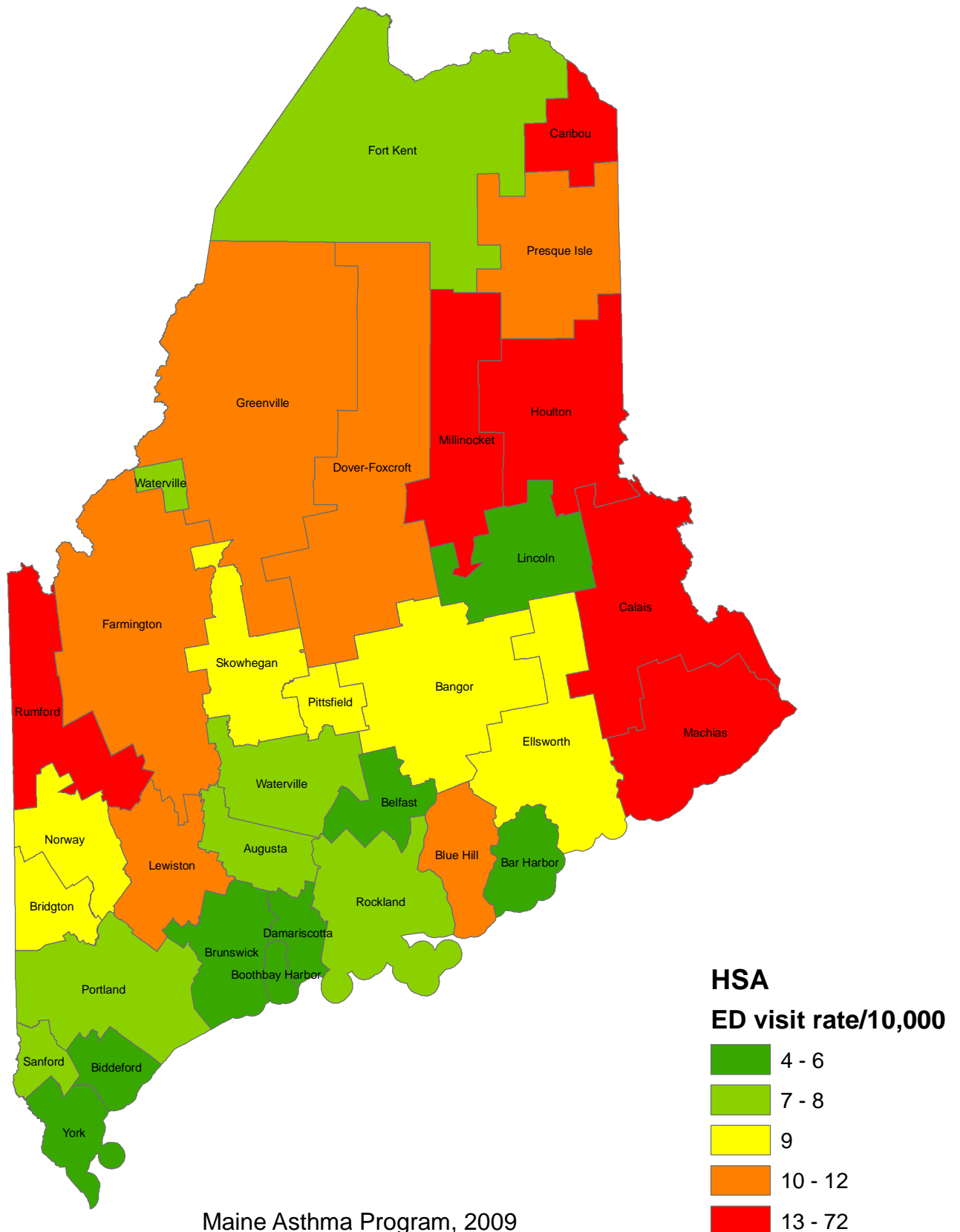
### Ages 35-64

1. York	27
2. Norway	27
3. Bridgeton	27
4. Boothbay Harbor	31
5. Farmington	39

### Ages 65 and older

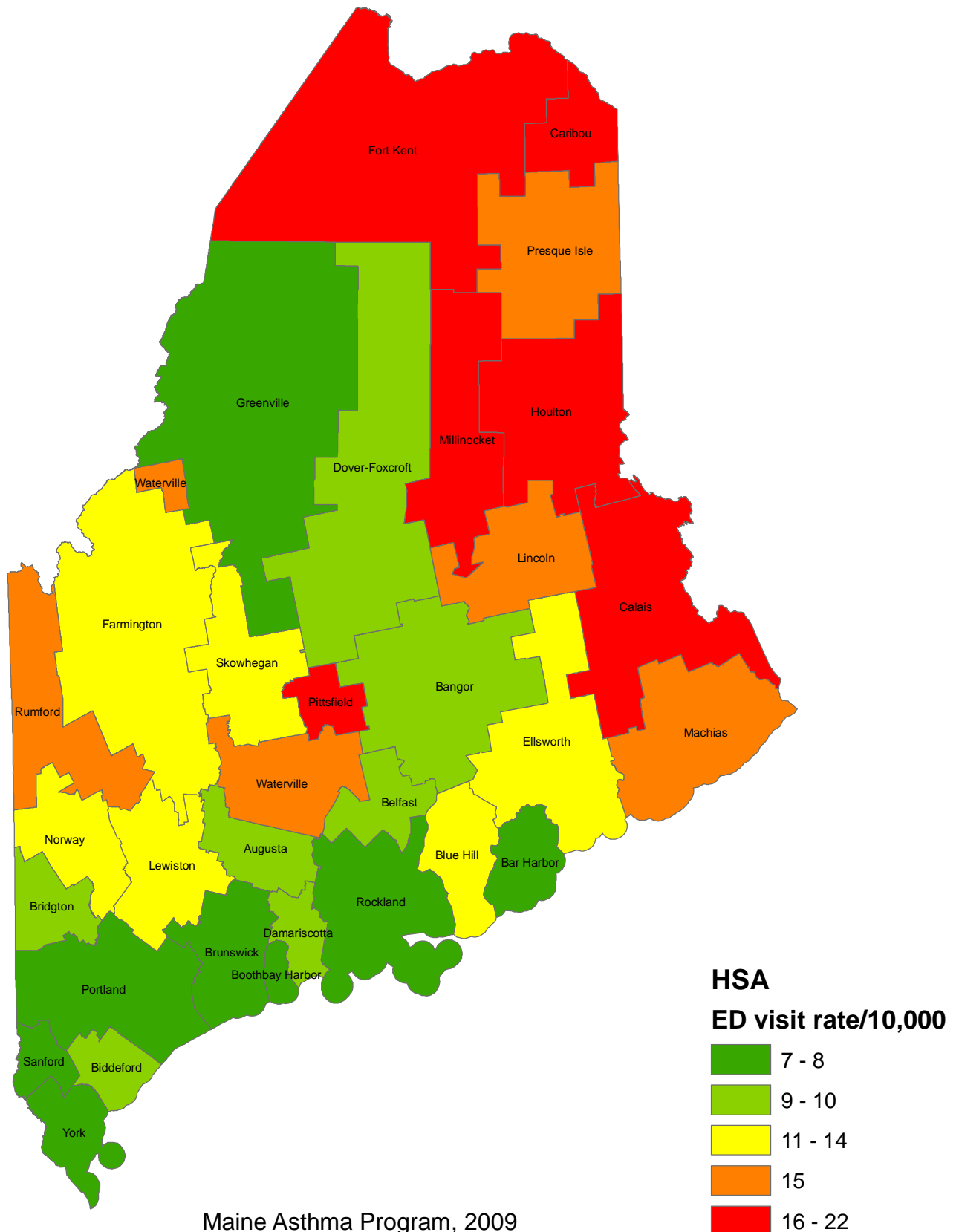
1. Sanford	17
2. Biddeford	18
3. York	22
4. Damariscotta	25
5. Boothbay Harbor	25

# Asthma ED Visit Rates (per 10,000), 0-4 Year Olds, by Hospital Service Areas



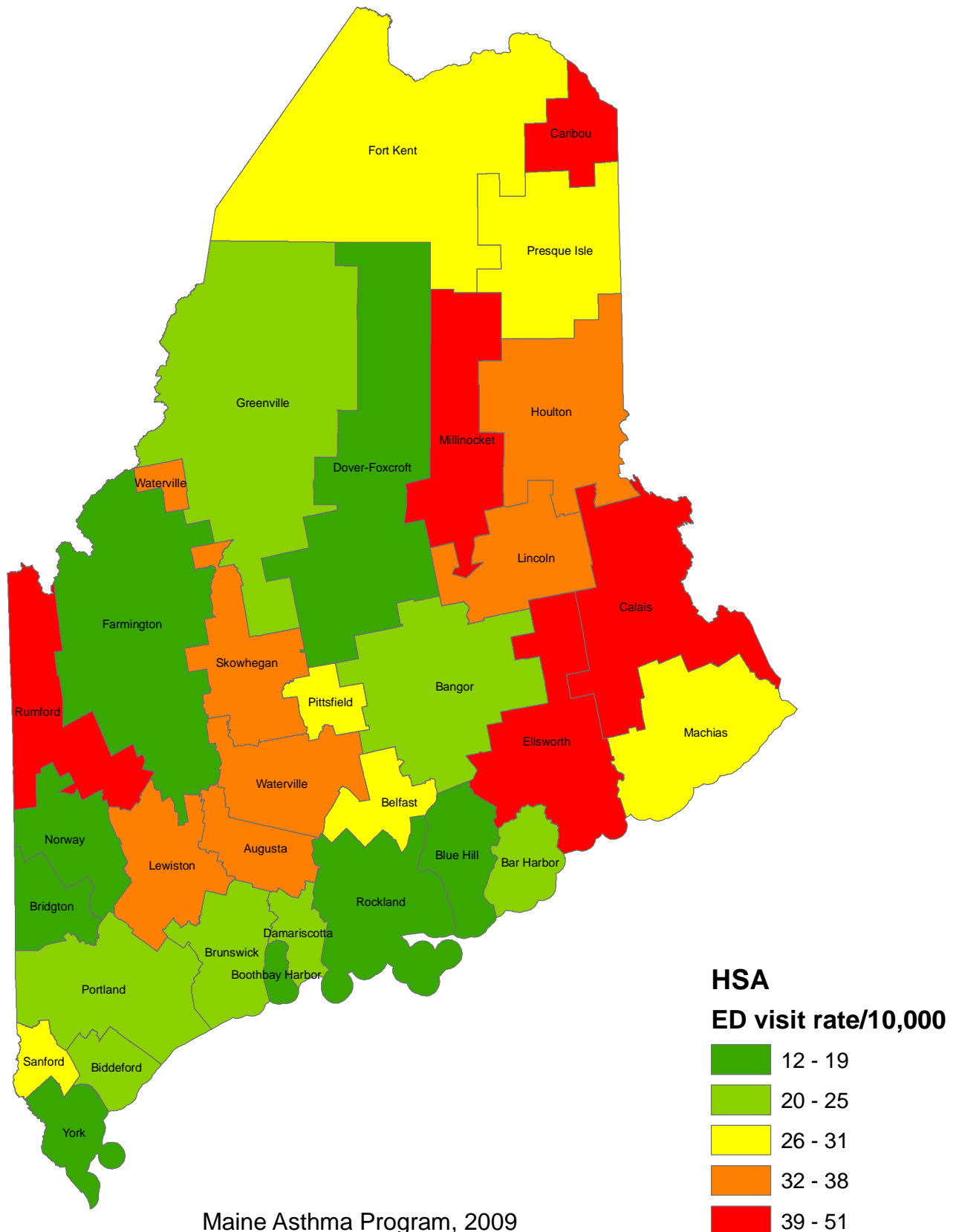
Maine Asthma Program, 2009

# Asthma ED Visit Rates (per 10,000), 5-14 Year Olds, by Hospital Service Areas

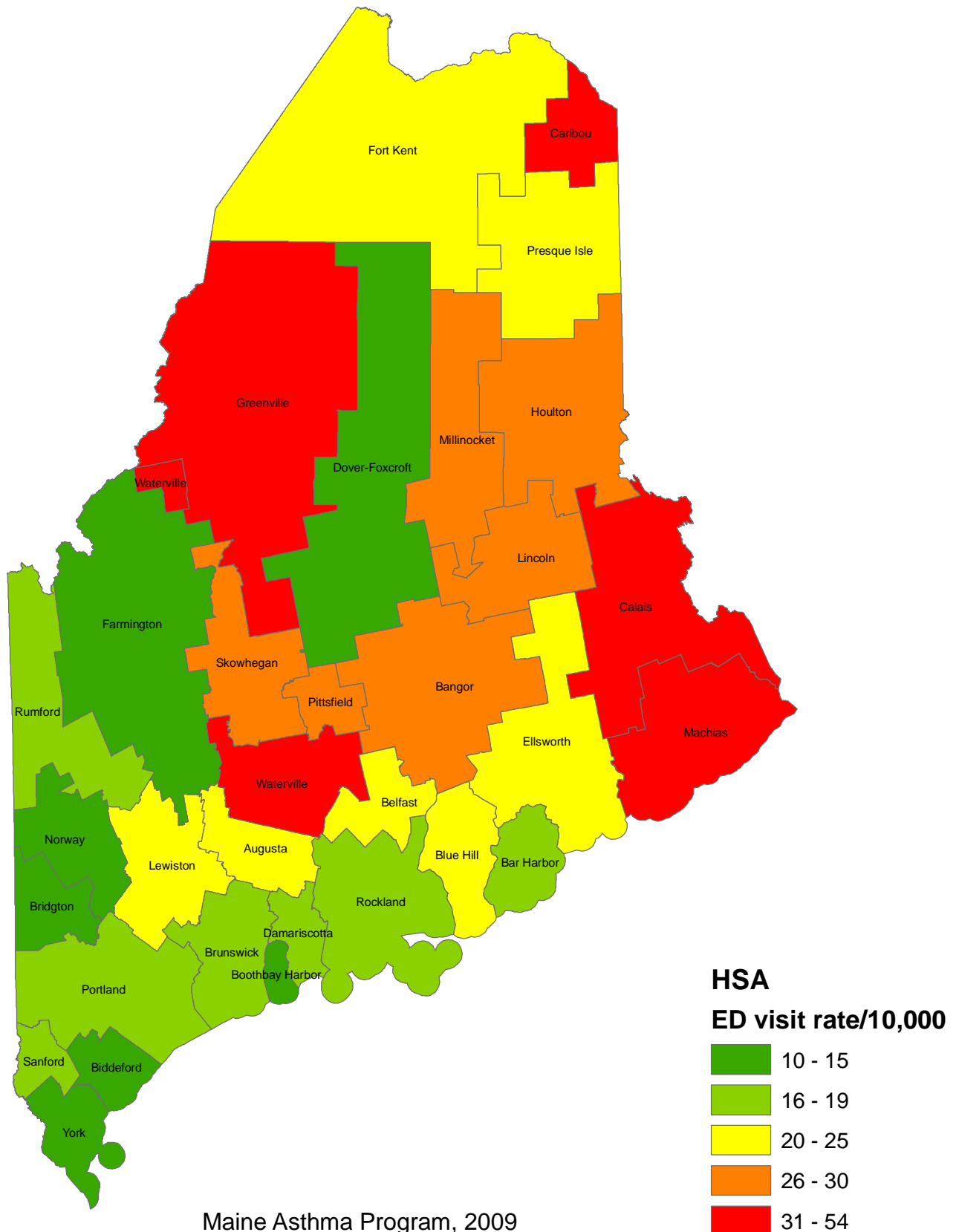


Maine Asthma Program, 2009

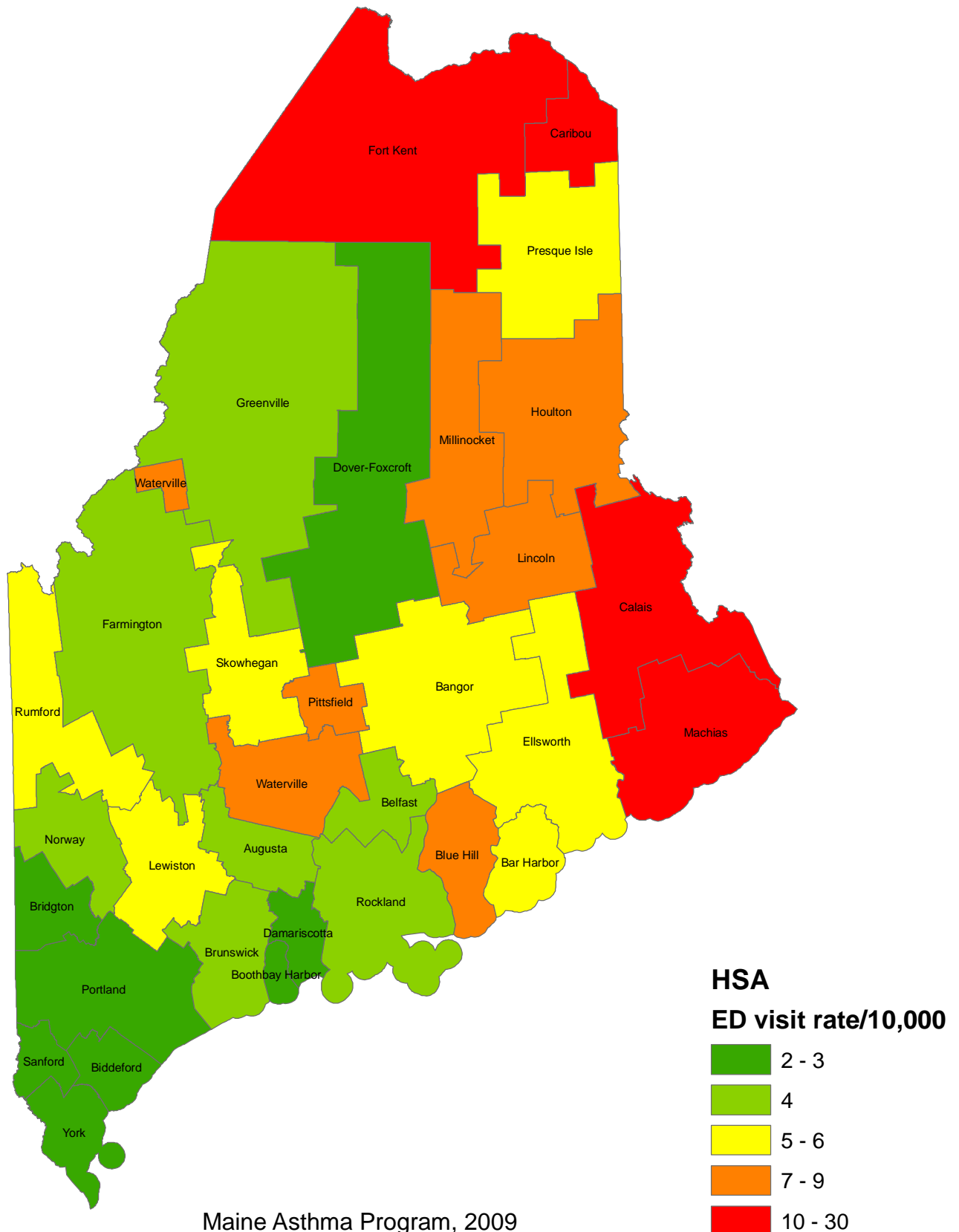
# Asthma ED Visit Rates (per 10,000), 15-34 Year Olds, by Hospital Service Areas



# Asthma ED Visit Rates (per 10,000), 35-64 Year Olds, by Hospital Service Areas



# Asthma ED Visit Rates (per 10,000), 65 Years & Older, by Hospital Service Areas



Maine Asthma Program, 2009