

10-1996

State of Maine Alcohol and Other Drug Use an Assessment of Students in Grades 6-12 Risk and Protective Factors 1996

Robert Q. Dana

University of Maine, robert.dana@umit.maine.edu

Maine Department of Mental Health, Mental Retardation, and Substance Abuse Services

Maine Office of Substance Abuse

Follow this and additional works at: https://digitalmaine.com/osamhs_docs

Recommended Citation

Dana, Robert Q.; Maine Department of Mental Health, Mental Retardation, and Substance Abuse Services; and Maine Office of Substance Abuse, "State of Maine Alcohol and Other Drug Use an Assessment of Students in Grades 6-12 Risk and Protective Factors 1996" (1996). *Substance Abuse and Mental Health Services Documents*. 14.

https://digitalmaine.com/osamhs_docs/14

This Text is brought to you for free and open access by the Health & Human Services at Digital Maine. It has been accepted for inclusion in Substance Abuse and Mental Health Services Documents by an authorized administrator of Digital Maine. For more information, please contact statedocs@maine.gov.

584.381
A2 316/496 C.1

**STATE OF MAINE ALCOHOL AND OTHER DRUG USE
AN ASSESSMENT OF STUDENTS IN GRADES 6-12
RISK AND PROTECTIVE FACTORS
1996**

PREPARED FOR
THE STATE OF MAINE
OFFICE OF SUBSTANCE ABUSE
DEPARTMENT OF MENTAL HEALTH, MENTAL RETARDATION,
AND SUBSTANCE ABUSE SERVICES

MELODIE J. PEET, COMMISSIONER

UNIVERSITY OF MAINE SUBSTANCE ABUSE SERVICES
CENTER FOR STUDENTS AND COMMUNITY LIFE
DR. ROBERT Q. DANA
UNIVERSITY OF MAINE
ORONO, MAINE 04469-5721

OCTOBER, 1996

***STATE OF MAINE ALCOHOL AND OTHER DRUG USE
AN ASSESSMENT OF STUDENTS IN GRADES 6-12
RISK AND PROTECTIVE FACTORS
1996***

**PREPARED FOR
THE STATE OF MAINE
OFFICE OF SUBSTANCE ABUSE
DEPARTMENT OF MENTAL HEALTH, MENTAL RETARDATION,
AND SUBSTANCE ABUSE SERVICES**

MELODIE J. PEET, COMMISSIONER

**UNIVERSITY OF MAINE SUBSTANCE ABUSE SERVICES
CENTER FOR STUDENTS AND COMMUNITY LIFE
DR. ROBERT Q. DANA
UNIVERSITY OF MAINE
ORONO, MAINE 04469-5721**

OCTOBER, 1996

In accordance with federal and state laws, the Maine Office of Substance Abuse does not discriminate on the basis of sex, race, religion, color, national origin, creed, disability, or age in admission or access to treatment, services, or employment in its programs and activities.

This publication may be made available in an alternative format upon request.

TABLE OF CONTENTS

ACKNOWLEDGEMENTS

HIGHLIGHTS OF STUDY FINDINGS

INTRODUCTION

SECTION A. THE SAMPLE	A - 1
SECTION B. SELECTED PREVALENCE FINDINGS	B - 1
Smokeless Tobacco	B - 2
Cigarettes	B - 3
Alcohol	B - 4
Marijuana	B - 5
LSD and Other Psychedelics	B - 6
Cocaine or Crack	B - 6
Inhalants	B - 7
Steroids	B - 7
SECTION C. PREVALENCE	C - 1
Smokeless Tobacco	C - 2
Cigarettes	C - 6
Alcohol	C - 10
Marijuana	C - 15
LSD and Other Psychedelics	C - 19
Cocaine or Crack	C - 20
Inhalants	C - 21
Steroids	C - 25
Other Drugs	C - 25
Substance Use by Grade Level and Gender	C - 26
SECTION D. STATE COMPARISONS: 1992, 1995, AND 1996	D - 1
SECTION E. REGIONAL COMPARISONS	E - 1
SECTION F. VIOLENCE	F - 1
SECTION G. RISK AND PROTECTIVE FACTORS: PEER-INDIVIDUAL ...	G - 1
SECTION H. RISK AND PROTECTIVE FACTORS: FAMILY	H - 1
SECTION I. RISK AND PROTECTIVE FACTORS: COMMUNITY	I - 1

SECTION J. RISK AND PROTECTIVE FACTORS: SCHOOL J - 1

RECOMMENDATIONS OF DR. ROBERT Q. DANA

Recommended Uses of This Report

Policy Recommendations

Recommendations for Future Research

APPENDICES

APPENDIX 1. METHODOLOGY

APPENDIX 2. SUPPORTING MATERIALS

APPENDIX 3. THE SURVEY INSTRUMENT

APPENDIX 4. ITEM BY ITEM RESULTS BY GRADE AND GENDER

TABLE OF FIGURES

Figure 1.	Smokeless Tobacco - Lifetime Use	C - 3
Figure 2.	Smokeless Tobacco - Frequency of Use	C - 4
Figure 3.	Smokeless Tobacco - Recent Use	C - 5
Figure 4.	Cigarettes - Lifetime Use	C - 7
Figure 5.	Cigarettes - Frequency of Use	C - 8
Figure 6.	Cigarettes - Recent Use	C - 9
Figure 7.	Alcohol - Lifetime Use	C - 12
Figure 8.	Alcohol - Frequency of Use	C - 13
Figure 9.	Alcohol - Recent Use	C - 14
Figure 10.	Marijuana - Lifetime Use	C - 16
Figure 11.	Marijuana - Frequency of Use	C - 17
Figure 12.	Marijuana - Recent Use	C - 18
Figure 13.	Inhalants - Lifetime Use	C - 22
Figure 14.	Inhalants - Frequency of Use	C - 23
Figure 15.	Inhalants - Recent Use	C - 24
Figure 16.	Grades 6-8 Girls' Substance Use	C - 27
Figure 17.	Grades 6-8 Boys' Substance Use	C - 28
Figure 18.	Grades 9-12 Girls' Substance Use	C - 29
Figure 19.	Grades 9-12 Boys' Substance Use	C - 30
Figure 20.	1992, 1995, and 1996 Data Comparisons: Recent Excessive Drinking	D - 3
Figure 21.	Cigarette Use/Perceived Availability by OSA Region	E - 2
Figure 22.	Alcohol Use/Perceived Availability by OSA Region	E - 3
Figure 23.	Excessive Drinking/Perceived Availability by OSA Region	E - 4
Figure 24.	Marijuana Use/Perceived Availability by OSA Region	E - 5
Figure 25.	Alcohol Use/Perceived Availability by OSA Region Grades 11-12	E - 6
Figure 26.	Marijuana Use/Perceived Availability by OSA Region Grades 11-12	E - 7

ACKNOWLEDGEMENTS

A project of this size and complexity could not be completed without the support and involvement of many people.

I am particularly indebted to the high quality research team located at the University of Maine's Margaret Chase Smith Center for Public Policy. Suzanne Hart and Marcey McHatten provided invaluable statistical support, as well as expert advice on research design and methods issues. They did a superb job managing the administration of the instrument, managing the data, and seeing the project through to completion. I am also grateful to Kimberly Spencer for her tireless efforts in coordination of survey administration and also her help in the production of the final report. In addition, I would like to recognize Charlie Morris, Anne Johnson, Maita Suarez, and Barbara Jean Nicoletti for technical and editorial assistance.

I also would like to thank Tony Determan of Exact Data Management, of Yukon, Oklahoma, who provided consultation and assistance well beyond printing and scanning the instruments.

The project could not have been completed without the support of school superintendents and principals, and the educators who served as survey coordinators in the schools selected for the sample. I thank them for their valuable class time and for their considerable efforts.

A final thanks to the 6,398 sixth through twelfth grade students throughout the state who agreed to participate in this study. They taught us a lot.

State of Maine Alcohol and Other Drug Use An Assessment of Students in Grades 6-12 Risk and Protective Factors, 1996

Prepared for the Maine Office of Substance Abuse
by Dr. Robert Q. Dana and
the Margaret Chase Smith Center for Public Policy
University of Maine
Orono, Maine

HIGHLIGHTS OF STUDY FINDINGS

BACKGROUND

This report presents findings from the Maine Student Drug Survey administered during the academic year 1995-96. Maine is one of six states administering this study, which is intended to assess youth substance use and abuse prevention needs. The survey contains 124 questions asking Maine students in grades 6 through 12 about their use of alcohol, tobacco and other drugs as well as about a number of peer, family, community and school factors that may influence abuse behavior.

The eight-page questionnaire was administered by the Margaret Chase Smith Center for Public Policy to 6,398 students, approximately 6% of the 106,916 sixth through twelfth graders in Maine. The participating schools, grades, and students representing all sixteen Maine counties were selected randomly according to a complex sampling design. It was designed to collect information which would advance the current state of knowledge in this arena as well as inform policy, practice and the commitment of resources.

The following is a presentation of the primary findings arranged according to prevalence, and risk and protective factors, with attention to notable differences by grade and gender. The attached report includes additional information in these areas as well as data on: youth violence (e.g., perceptions of personal safety in school and neighborhood, violent activity, acceptance of violence, and carrying a handgun); a comparison of perceived availability of substances by OSA region including a presentation of recent alcohol and marijuana consumption for eleventh and twelfth graders; and a comparison of findings across survey years 1992, 1995, and 1996 for perceived availability, use in lifetime, use in the past 30 days, and excessive drinking by grade and gender.

SELECTED PREVALENCE FINDINGS

Smokeless Tobacco

- ▶ Nearly three times as many boys as girls, for each grade level, *have ever tried* smokeless tobacco.
- ▶ Over 40% of all high school (grades 9-12) boys have tried smokeless tobacco *at least once in their lifetime*.

Cigarettes

- ▶ One-half of all 6-12th graders have *ever* smoked cigarettes.
- ▶ About 68% of 10-12th graders have ever smoked.
- ▶ Fewer than one in ten 6-9th graders and about one out of every six 10-12th graders have smoked heavily (*1/2 pack or more per day*) *in the past 30 days*.
- ▶ Approximately 23% of all 10-12th graders smoke cigarettes *daily*.

Alcohol

- ▶ Approximately 60% of all 7th graders, 70% of all 8th graders, 78% of all 9th graders, and 86% of all 10-12th graders have *ever* used alcohol.
- ▶ About 10% of all 6th graders, 25% of all 7th graders, 36% of all 8th graders, 44% of all 9th graders, over 50% of all 10th and 11th graders, and 60% of all 12th graders have used alcohol *on one or more occasions in the past 30 days*.
- ▶ In grades 6 through 10, boys' and girls' recent excessive drinking is approximately equal: 4% of all 6th graders, 10% of all 7th graders, 16% of all 8th graders, 26% of all 9th graders, and 29% of all 10th graders have *drunk 5 or more alcoholic drinks in a row in the past 2 weeks*.

Marijuana

- ▶ Very few 6th graders have ever used marijuana (4%). Over three times as many 7th graders (15%) *have ever used* the substance. About one-half of all 10-12th grade students *have ever used* marijuana.
- ▶ Sixteen percent of all 8th graders, 26% of all 9th graders, and 29% of all 10-12th graders have used marijuana once or more in the past 30 days.
- ▶ About 18% of all 8th and 9th graders and 29% of all 10-12th graders use marijuana once a month or more.

SELECTED PREVALENCE FINDINGS

(continued)

LSD and Other Psychedelics

- ▶ Less than 5% of all 6-8th graders, and about 13% of all 9-12th graders *have ever used* LSD and other psychedelics.

Cocaine or Crack

- ▶ Five percent of all 6-12th graders *have ever used* cocaine or crack in their lifetime. No more than 7% of the students in any grade *have ever used* this substance.

Inhalants

- ▶ An equal or even greater proportion of younger students than their older peers *have ever used* inhalants: 13% of all 6th graders, 23% of all 7th and 8th graders, 22% of all 9th and 10th graders, and about 15% of all 11th and 12th graders *have ever used* inhalants. Little difference was found between girls' and boys' use of inhalants.
- ▶ About 12% of all 7th and 8th graders *have used inhalants once or more in the past 30 days*, while only about 3% of all 11th and 12th graders *have used in the past month*.

Steroids

- ▶ Steroids are used by few boys and girls in any grade. Two percent of all girls and 3% of all boys *have ever used* steroids for cosmetic and/or athletic purposes.

SELECTED RISK AND PROTECTIVE FACTOR FINDINGS

*A risk-focused approach to youth drug abuse prevention has led researchers and practitioners to give attention to certain "risk and protective factors." The following four factor groupings were used in this report: **Peer-Individual, Family, Community, and School.***

- ▶ Nine percent of 6-9th graders and 25% of 9-12th graders have been drunk or high at school in the past year.
- ▶ About 90% of all 6th graders said it is wrong ("*Wrong*" or "*Very Wrong*") for someone their age to smoke cigarettes, drink alcohol regularly, or smoke marijuana. Less than 30% of all 12th graders said it is wrong for someone their age to smoke cigarettes or drink regularly, and 53% said marijuana use is wrong.
- ▶ Most (89%) of the 6-12th grade students surveyed said illegal drug use by someone their age is either "*Very Wrong*" or "*Wrong*."
- ▶ Fourteen percent of all 6-12th graders said the chances of being seen as "*cool*" if they smoked cigarettes were either "*Very Good*" or "*Pretty Good*." A slightly greater proportion of 6-12th graders (20%) said they would be seen as cool if they began drinking alcoholic beverages regularly (at least once or twice a month); the same proportion (20%) said they would be seen as cool if they smoked marijuana.
- ▶ Most students reported that they try to do well in school (88% of all 6-12th graders), feel it is important to get good grades (89%), and that they want very much to go to college (87%).
- ▶ Seventy-nine percent of all 6-12th graders said that "the rules in their families are clear," and the same proportion said that their families "have clear rules about drug and alcohol use" specifically.
- ▶ A majority of students said that their parents feel it is either "*Wrong*" or "*Very Wrong*" for the students (their child) to: drink regularly (defined as at least once or twice a month) - 88%; smoke cigarettes - 88%; smoke marijuana - 94%. Fewer students reported that they (the students) think it is wrong for someone their age to: drink regularly - 56%; smoke cigarettes - 57%; or smoke marijuana 71%.
- ▶ A majority of students (90%) feel safe in their neighborhood.
- ▶ One-half of all students said that there are people in their neighborhood who are proud of them when they do something well, and about as many (47%) said there are people in their neighborhood who encourage them to do their best.
- ▶ Over one-half (52%) of all 6-8th graders and 34% of all 9-12th graders said that if a kid carried a handgun in their neighborhood he/she would be caught by the police.

RECOMMENDATIONS: A VIEW TOWARD THE FUTURE

The recommendations advanced here are opinions based on the expertise of the project's Principal Investigator, Dr. Robert Q. Dana, and further enhanced by these data.

POLICY RECOMMENDATIONS

1. Maine students in grades six through twelve use alcohol, tobacco products, and marijuana more frequently than any other category of drugs. **It is recommended** that time, money, and energies continue to be focused on the prevention of these complicated substance abuse behaviors.
2. Results of this study suggest that students believe in school and their teachers. **It is recommended** that schools be encouraged and supported in their current efforts to find solutions to substance abuse problems. Integration of healthy lifestyle, personal empowerment, and anti-drug use messages into the daily curriculum is a viable prevention effort which would not significantly change the school day or overburden already overworked educators.
3. Illegal behaviors and the normative belief structure among youth that "I can do this (behavior) and not get caught" cannot be tolerated. **It is recommended** that illegal behaviors result in arrests or, at a minimum, direct confrontation and a conference with parent(s)/guardian(s). The threat of detection and subsequent punishment is a powerful disincentive to use alcohol, tobacco products, or other drugs.
4. The level of marijuana use by students in grades 6-12 is alarming. While this study does not clarify the causes for this use pattern, **it is recommended** that drug abuse prevention experts continue to confront the "use is okay" messages of special interest groups that advocate the legalization of marijuana.
5. Community agencies, social service agencies, schools, and the Maine Office of Substance Abuse are working diligently to help parents keep their kids healthy, to make our communities healthy, and to reduce the prevalence and frequency of substance abuse by youths. **It is recommended** that funding for prevention initiatives -- spending money to prevent a problem from developing -- continue to be an important priority for the Maine Legislature and the Maine Office of Substance Abuse.
6. Parents and adult role models are a critical force in the lives of young people. Parenting skills training courses, community mobilization and development efforts, and drug education training for parents and students are important resources for Mainers. **It is recommended** that we continue to offer these services.

RECOMMENDATIONS FOR FUTURE RESEARCH

1. Data collection in studies like this should be planned early in the academic year for administration in the spring. **It is recommended** that efforts be made to coordinate the timing of these studies with other major student-centered research projects such as the Youth Risk Behavior Survey (YRBS) and the Maine Educational Assessment (MEA) studies. Such coordination would avoid problems related to subject availability and holiday/vacation periods.
2. Statewide monitoring and trend analysis of substance use patterns among school age children is of great importance. In order to continue the efforts of this study and also enable in depth trend analysis, **it is recommended** that future evaluation efforts contain questions comparable to those found in this study.
3. In order to broaden the representativeness of the results of the studies, **it is recommended** that future evaluations exert special efforts to include high risk, but frequently neglected, groups (e.g., Native Americans, youths with disabilities, out of school youth, other minority status individuals).
4. In order to widen the utility of the studies, **it is recommended** that future assessments should include a treatment needs assessment component. This would decrease long term evaluation costs by eliminating the need to separately assess treatment and prevention needs.
5. **It is recommended** that schools and school districts be strongly encouraged to take part in these assessments. Active collaboration between schools and researchers can drastically decrease research costs while at the same time ensure the extent to which results may be generalized to the full population.
6. County level sampling is challenging due to the small number of schools in some of Maine's less populated counties. **It is recommended** that data collection occur at the regional level. Regional sampling provides a less costly alternative to county level sampling, and the use of this level of aggregation does not adversely impact the utility of the dataset.

INTRODUCTION

***STATE OF MAINE ALCOHOL AND OTHER DRUG USE
AN ASSESSMENT OF STUDENTS IN GRADES 6-12
RISK AND PROTECTIVE FACTORS, 1996***

BACKGROUND

This assessment of alcohol and other drug use among Maine students in grades 6-12 examines the use patterns of alcohol, tobacco, and illegal drugs. Also, this study examines risk and protective factors for substance use and abuse in four domains: peer-individual, family, community, and school. Additionally, a special section presents findings from questions related to youth violence and perceptions of school/community safety.

The use and abuse of alcohol, tobacco, and other drugs continues to be a significant problem for American youth. The negative outcomes associated with youth substance use and abuse are both acute as well as long term; they range from social and academic failure to disruption of the home environment to death. The persistence of substance abuse into adulthood results in serious economic, physical, cultural, and psychological problems for millions of Americans.

Both nationally and in Maine, there is growing awareness that substance abuse problems are best and most effectively managed by broad-based, developmentally sensitive prevention programs. Such programs are designed to help families and communities provide support and encouragement for young people. Maine, particularly, has focused its efforts in substance abuse prevention. State agencies, recognizing the need to be proactive, design programs to reduce the demand for alcohol, tobacco, and other drugs among young people. This focus recognizes the importance of developing capable young people who are involved and contributing community members. This approach emphasizes programs that enhance skill development, coping capacity, self-understanding, and personal power.

In order to better understand substance use and abuse trends as well as the depth and complexity of the resulting problems, the Maine Office of Substance Abuse has engaged in a formative research effort. The data generated by this study will enable data-driven decision making, thoughtful program planning and evaluation, and continued scientific monitoring of trends in substance use and abuse by 6-12th grade students in the State of Maine.

THE CURRENT STUDY

The Maine Office of Substance Abuse (OSA) represents the state of Maine in a six-state consortium instituted by the U.S. Department of Health and Human Services and supported by the Center for Substance Abuse Prevention (CSAP). The six-state study was designed to help ensure that federal substance abuse prevention dollars are being used effectively¹. This report presents the results of one part of that project, the 1996 Maine Student Survey.

The current study follows three similar studies which were conducted in 1988², 1992³, and 1995⁴. Supported by the Maine OSA, it assesses the prevalence of alcohol, tobacco, and other drug use among Maine students in grades 6-12, and explores the relationships between substance abuse and a variety of risk and protective factors.

THIS REPORT

This report presents responses to a questionnaire that was administered during the academic year 1995-96 to a sample of public school students in grades 6 through 12. The study was administered by the Margaret Chase Smith Center for Public Policy, University of Maine. This report contains ten sections: *Section A, The Sample*, provides a description of the survey sample and how it was designed. *Section B, Selected Prevalence Findings*, contains an overview of notable findings regarding students' reported use of tobacco, alcohol and other drugs, and is followed by *Section C, Prevalence*, which provides a more detailed presentation of reported use. The next two sections, *Section D, State Comparisons: 1992, 1995 and 1996*, and *Section E, Regional Comparisons*, provide state comparison data by year and comparisons by OSA regions, respectively.

Responses to questions about school, community, peer, family and individual factors that may influence substance abuse behavior were also collected. The five final sections describe these factors. *Section F, Violence*, addresses students' perceptions of safety, handgun use and the like. Information on risk and

¹ Specifically, the consortium was instituted to ensure that Federal Substance Abuse Prevention and Treatment (SAPT) Block Grant funds are used effectively, and to explore the nature of the relationships between some national indicators of substance use and self-reported measures of individual behavior. The following states were included: Maine, Kansas, Oregon, South Carolina, Utah, and Washington.

² Barrie E. Blunt, *Alcohol and Other Drug Use by Maine Students*. Prepared for the State of Maine Department of Education. Orono: University of Maine, 1988.

³ Dr. Robert Q. Dana, *State of Maine Alcohol and Other Drug Use: An Assessment of Students in Grades 6-12*, prepared for the State of Maine Department of Educational and Cultural Services, Division of Alcohol and Drug Education Services; and for the State of Maine Office of Substance Abuse. Orono: University of Maine, 1992.

⁴ Dr. Robert Q. Dana, *State of Maine Alcohol and Other Drug Use: An Assessment of Students in Grades 6-12, Risk and Protective Factors*, prepared for the State of Maine Office of Substance Abuse. Orono: University of Maine, 1995.

protective factors is presented as follows: *Section G, Peer-Individual Factors; Section H, Family Factors; Section I, Community Factors; and Section J, School Factors*. Each of these sections describes student perceptions, attitudes, and behaviors. Following these sections is a set of recommendations written by the study's Principal Investigator, Dr. Robert Q. Dana.

The following four appendices are also included in this report: *Appendix 1, Methodology* describes in detail the research methodology; *Appendix 2, The Survey Instrument*, contains a copy of the questionnaire that was completed by participating students; *Appendix 3, Supporting Materials*, includes recruitment and survey administration materials which were sent to superintendents, principals, and participating schools' contact persons; *Appendix 4, Item by Item Results by Grade and Gender*, presents item by item responses.

METHODOLOGY

The questionnaire was developed by researchers representing the six-state consortium, including Dr. Robert Q. Dana. The participating schools, grades, and students representing all sixteen Maine counties were selected randomly according to a complex sampling design. During March through June, 1996, the 8 page, 124-item optical-scan survey instrument was administered to 6,398 students, approximately 6% of the 106,916 sixth through twelfth graders in Maine. The results were scanned at Exact Data Management of Yukon, Oklahoma. The resulting data permitted a statewide and by-region analysis, as well as comparison to 1992 and 1995 findings.

In collaboration with Dr. Robert Q. Dana, the Principal Investigator, the Margaret Chase Smith Center for Public Policy at the University of Maine designed the sample, administered the survey, conducted the analysis of responses, and prepared this report.

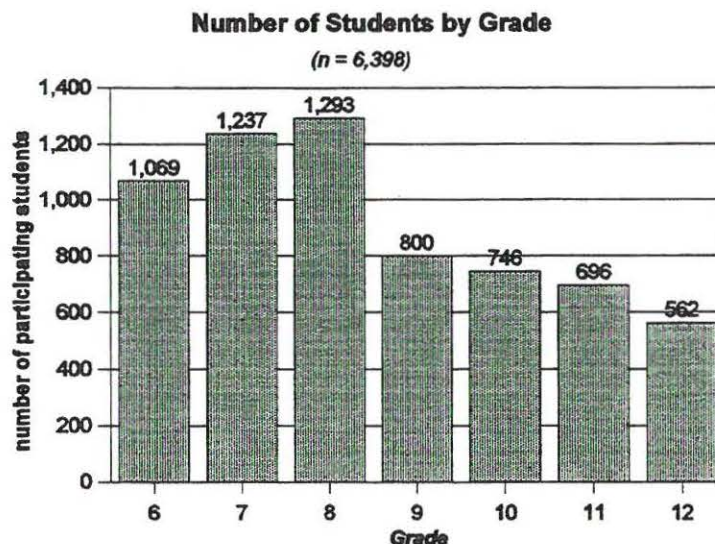
Please note that percents shown throughout the report may not sum to 100% (where applicable) due to rounding.

Please refer to *Appendix 1 (Methodology)* for a more detailed discussion of methodology.

SECTION A

The Sample

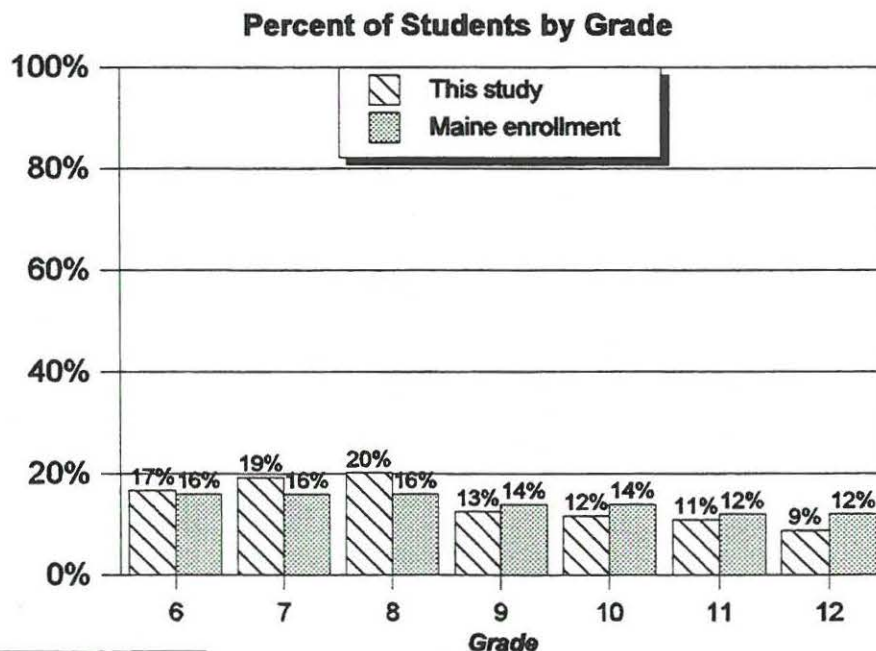
This section presents a description of the sample of 6-12th grade students who participated in this study. Demographic information, as well as responses to questions regarding both the importance of the survey and how honest students were in answering the questions, are included in order to present a picture of the students surveyed.



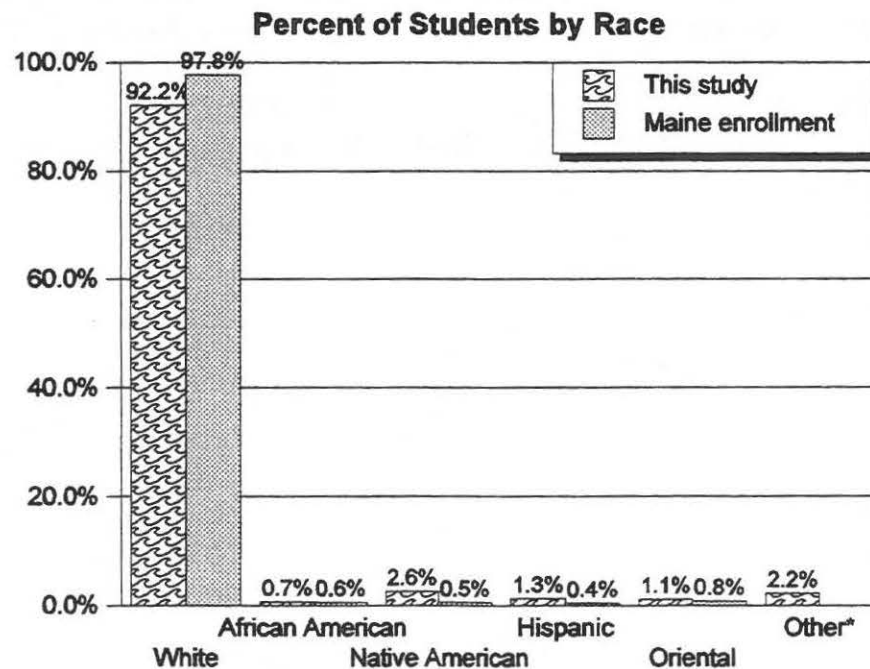
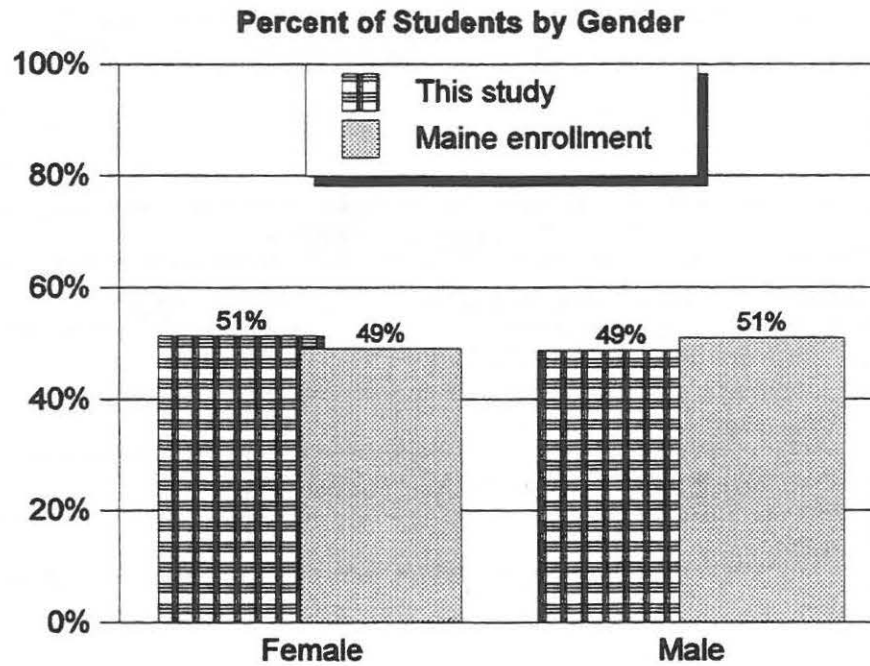
Six thousand three hundred ninety eight 6-12th grade students took part in the survey. Fifty-five schools participated, representing all sixteen Maine counties.

Representativeness of this Sample

The responding sample corresponds closely with known state-wide data. The group surveyed closely match statewide enrollment¹ proportions by grade, race and sex.



¹ Maine Department of Education, Division of Management Information.



* This study found that 2.2% of students surveyed considered themselves "Other" when asked their race. The Maine Department of Education does not collect data for the category "Other."

Regional Distribution

The Maine Office of Substance Abuse (OSA) uses five regions within the state for administrative and programming purposes. These regions are defined as follows:

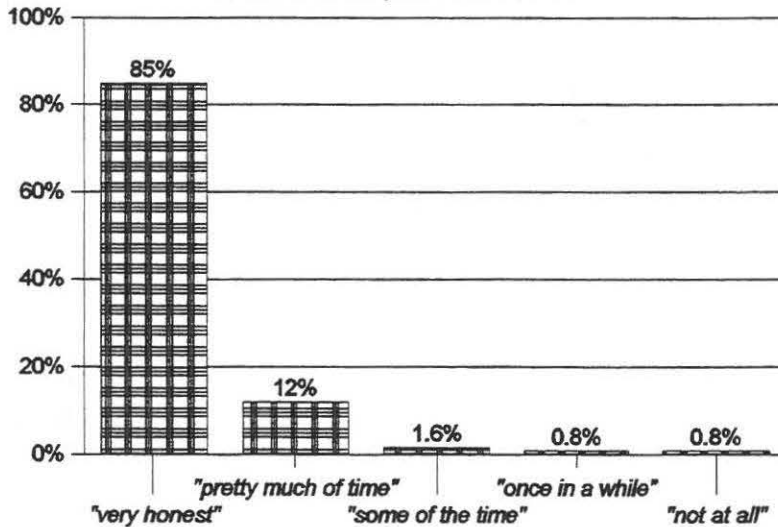
Region	Counties by Region
1	Cumberland, Knox, Lincoln, Sagadahoc, Waldo, York
2	Androscoggin, Franklin, Oxford
3	Kennebec, Somerset
4	Hancock, Penobscot, Piscataquis, Washington
5	Aroostook

The sample was designed to yield sufficient numbers of respondents in each county² to permit analyses at the OSA five-region level. To adjust for the disproportionate distribution, the results for each student are adjusted by a weighting factor representing the proportion of total state school enrollment (grades 6-12) represented by that student's county (see Appendix 1, *Methodology*). Except for the demographic data presented in this section and the regional comparisons in *Section C (Prevalence)*, this report presents results based on the weighted data.

² Although all counties are represented in the sample, several yielded insufficient numbers for adequate county-by-county analysis.

Self-Reported Honesty

"How honest were you? I was honest..."

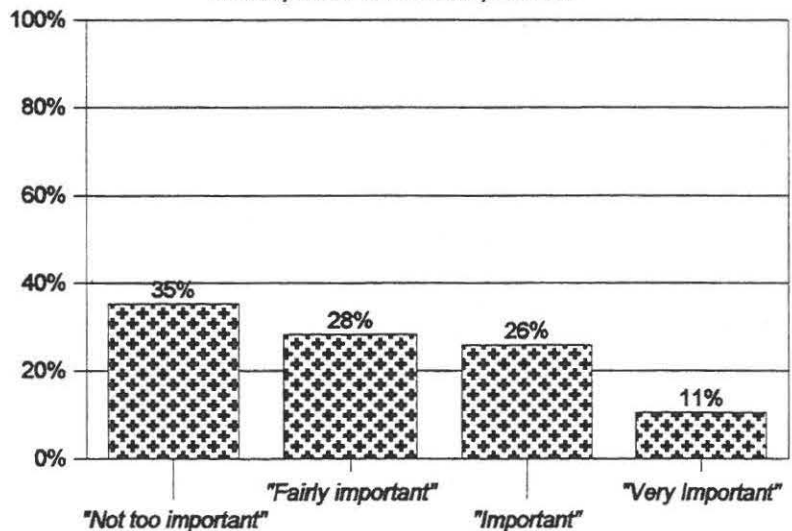


Nearly all of the students who participated in the survey said that they were either *"very honest"* or *"honest pretty much of the time"* in completing the survey. Responses did not differ by grade or sex.

Over one-third (37%) of all students said that they felt the questions contained in the survey instrument were either *"Important"* or *"Very important."* Perceived importance was slightly higher among grades 6-8 students compared to 9-12 grade students: 40% of all grades 6-8 students and 31% of all grades 9-12 students perceive the questions to be *"Important"* or *"Very important."*

Perceived Importance of Student Survey

"How important were these questions?"



SECTION B

Selected Prevalence Findings

Smokeless Tobacco
Alcohol
Cigarettes
Marijuana
LSD and Other Psychedelics
Cocaine/Crack
Inhalants
Steroids

This section presents selected prevalence findings for the eight substances listed above. Students were asked about their substance use patterns in general (e.g., *"Have you ever smoked cigarettes?"*), within the past 30 days (e.g., *"How frequently have you smoked cigarettes in the past 30 days?"*), and overall (e.g., *"How often do you smoke cigarettes?"*). This section presents these data as *Lifetime Use*, *Recent Use*, and *Frequency of Use*, respectively.

Smokeless Tobacco

(chew, snuff, plug, dipping tobacco, or chewing tobacco)

Lifetime Use

- ▶ Nearly three times as many boys as girls, for each grade level, have ever tried smokeless tobacco.
- ▶ Over 40% of all high school (grades 9-12) boys have tried smokeless tobacco at least once in their lifetime.

Recent Use

- ▶ Among all grades surveyed, 2% of boys used smokeless tobacco once or more per day in the past 30 days (ranging from fewer than 1% of the 6th grade boys to 7% of the 12th grade boys). Recent use of once or more per day among girls did not exceed 1% for any grade.
- ▶ Less than one in thirteen senior boys have used smokeless tobacco once or more a day over the past 30 days.

Frequency of Use

- ▶ Fewer than 5% of boys in any grade use smokeless tobacco once or more per day. One percent of all 6-12th grade girls use it once or more per day.

Cigarettes

Lifetime Use

- ▶ One-half of all 6-12th graders have ever tried cigarettes.
- ▶ No large differences were found between the proportions of girls and boys who have smoked in their lifetime.
- ▶ About 68% of 10-12th graders have smoked at least once in their lifetime.

Recent Use

- ▶ Fewer than one in ten 6-9th graders and about one out of every six 10-12th graders have smoked heavily (1/2 pack or more per day) in the past 30 days.

Frequency of Use

- ▶ The proportions of girls and boys who smoke cigarettes regularly did not differ, except for grade 10 where nearly twice as many girls than boys smoke once or more per day.
- ▶ Approximately 23% of all 10-12th graders smoke cigarettes daily.

Alcohol

Lifetime Use

- ▶ Approximately 60% of all 7th graders, 70% of all 8th graders, 78% of all 9th graders, and 86% of all 10-12th graders have ever tried alcohol.
- ▶ The proportion of students who have ever tried alcohol (defined as beer, wine, or hard liquor) did not differ by gender except among 6th graders. Thirty-two percent of all 6th grade girls, and 42% of all 6th grade boys have tried alcohol.

Recent Use

- ▶ Thirty-six percent of all 6-12th graders have used alcohol one or more times in the past 30 days.
- ▶ About 10% of all 6th graders, 25% of all 7th graders, 36% of all 8th graders, 44% of all 9th graders, over 50% of all 10th and 11th graders, and 60% of all 12th graders have used alcohol on one or more occasions in the past 30 days.
- ▶ In grades 6 through 10, boys' and girls' recent excessive drinking is approximately equal: 4% of all 6th graders, 10% of all 7th graders, 16% of all 8th graders, 26% of all 9th graders, and 29% of all 10th graders have drunk 5 or more alcoholic drinks in a row in the past 2 weeks.
- ▶ Older boys drink to excess more frequently than their female peers -- nearly 40% of 11th and 12th grade boys have, on one or more occasions, had 5 or more alcoholic drinks in a row within the past 2 weeks, compared to about 25% of 11th and 12th grade girls.

Frequency of Use

- ▶ Among students in grades 6 and 7, fewer than one in twenty-five drink on one or more occasions per week. Among 8th and 9th graders, approximately one in ten drink once a week or more. Among 10-12th graders, about one in six students drink alcohol once or more per week.

Marijuana

Lifetime Use

- ▶ Very few 6th graders have ever used marijuana (4%). Over three times as many 7th graders (15%) have ever used the substance. About one-half of all 10-12th grade students have ever used marijuana.
- ▶ Only small differences exist between the proportions of girls and boys who have ever used marijuana for all grades.

Recent Use

- ▶ Sixteen percent of all 8th graders, 26% of all 9th graders, and 29% of all 10-12th graders have used marijuana once or more in the past 30 days.

Frequency of Use

- ▶ About 18% of all 8th and 9th graders and 29% of all 10-12th graders use marijuana once a month or more.

LSD and Other Psychedelics

Lifetime Use

- ▶ Less than 5% of all 6-8th graders, and about 13% of all 9-12th graders have ever used LSD and other psychedelics.

Recent Use

- ▶ The proportion of students who have used LSD and other psychedelics once or more in the past 30 days did not exceed 6% for any grade.

Frequency of Use

- ▶ The proportion of students who use LSD and other psychedelics once or more per month did not exceed 3% for any grade.

Cocaine or Crack

Lifetime Use

- ▶ Five percent of all 6-12th graders have ever used cocaine or crack in their lifetime. No more than 7% of the students in any grade has ever used this substance.

Recent Use

- ▶ The proportion of students who have used cocaine or crack once or more in the past 30 days did not exceed 3% for any grade.

Frequency of Use

- ▶ The proportion of students who use cocaine or crack once or more per month did not exceed 2% for any grade.

Inhalants

Inhalant use is defined as sniffing glue, breathing the contents of an aerosol spray can, or inhaling other gases or sprays (gasoline, amyl nitrate, freon, etc.) in order to get high.

Lifetime Use

- ▶ An equal or even greater proportion of younger students than their older peers have ever used inhalants: 13% of all 6th graders, 23% of all 7th and 8th graders, 22% of all 9th and 10th graders, and about 15% of all 11th and 12th graders have ever used inhalants. Little difference was found between girls' and boys' use of inhalants.

Recent Use

- ▶ About 12% of all 7th and 8th graders have used inhalants once or more in the past 30 days, while only about 3% of all 11th and 12th graders have used in the past month.

Frequency of Use

- ▶ The proportion of students who use inhalants once or more per month does not exceed 7% for any grade. Highest use was among 7th and 8th graders - 6% and 7%, respectively, use inhalants once or more per month.

Steroids

- ▶ Steroids are used by few boys and girls in any grade. Two percent of all girls and 3% of all boys have used steroids for cosmetic and/or athletic purposes.

SECTION C

Prevalence

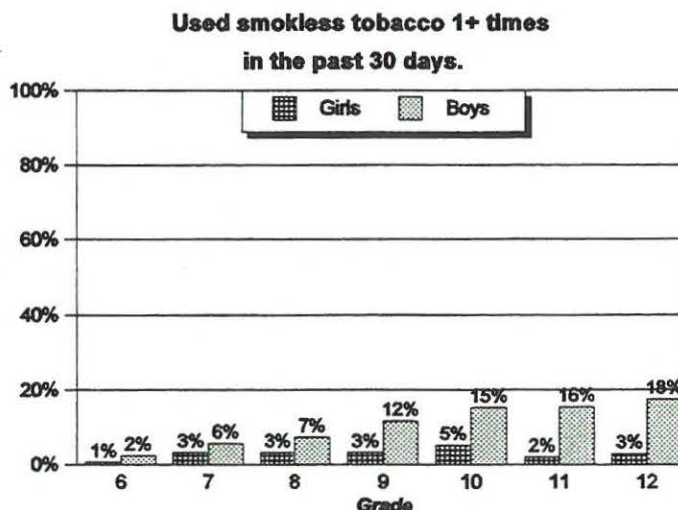
Smokeless Tobacco
Alcohol
Cigarettes
Marijuana
LSD and Other Psychedelics
Cocaine/Crack
Inhalants
Steroids
Other Drugs

This section presents detailed information on the prevalence of alcohol and other drug use among Maine youths in grades 6-12. The nine substances listed above are discussed, with attention to gender and grade differences where applicable.

Smokeless Tobacco

Use of smokeless tobacco (chew, snuff, plug, dipping tobacco, or chewing tobacco) is more prevalent among boys than girls. In addition, high school boys use smokeless tobacco with greater frequency than middle/junior high school boys.

Few junior high aged students have ever used smokeless tobacco in the last 30 days. Prevalence is higher, though, among boys with each increasing grade level. Fifteen percent of all 9-12th grade boys have used smokeless tobacco at least one time over the past 30 days.



Have ever used smokeless tobacco in lifetime.

	<i>Grade Level</i>	
	6 - 8	9 - 12
Girls	6%	15%
Boys	17%	41%

Nearly three times as many boys have ever used smokeless tobacco over their lifetime, compared to girls.

Figure 1. Smokeless Tobacco - Lifetime Use

Item 35. Have you ever used smokeless tobacco?

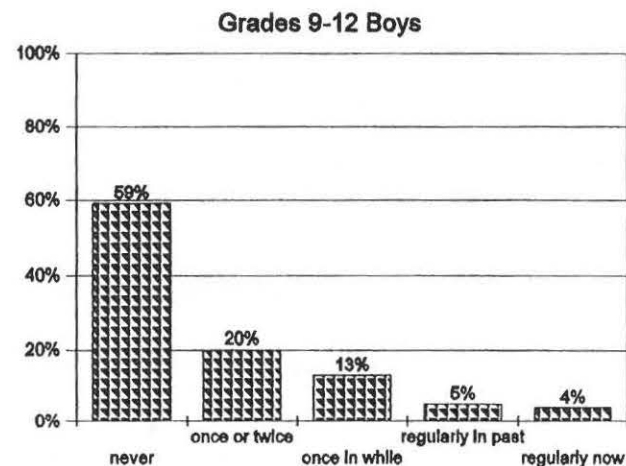
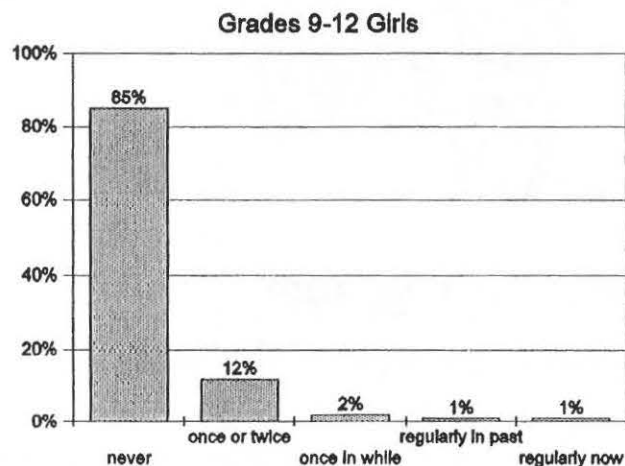
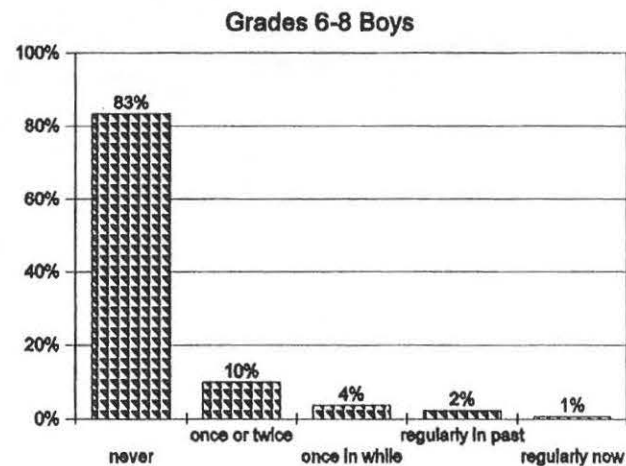
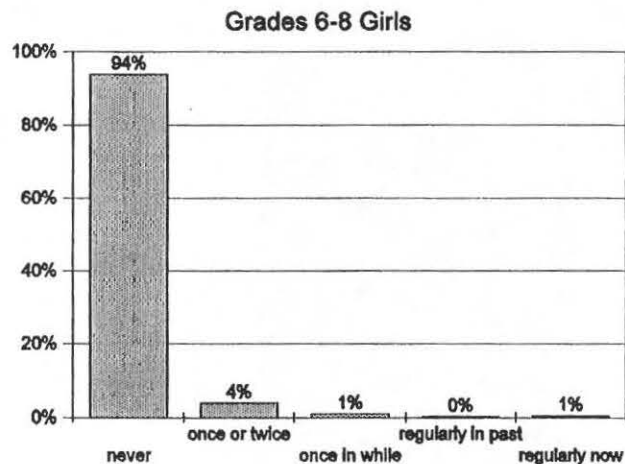


Figure 2. Smokeless Tobacco - Frequency of Use
Item 36. How often do you use smokeless tobacco?

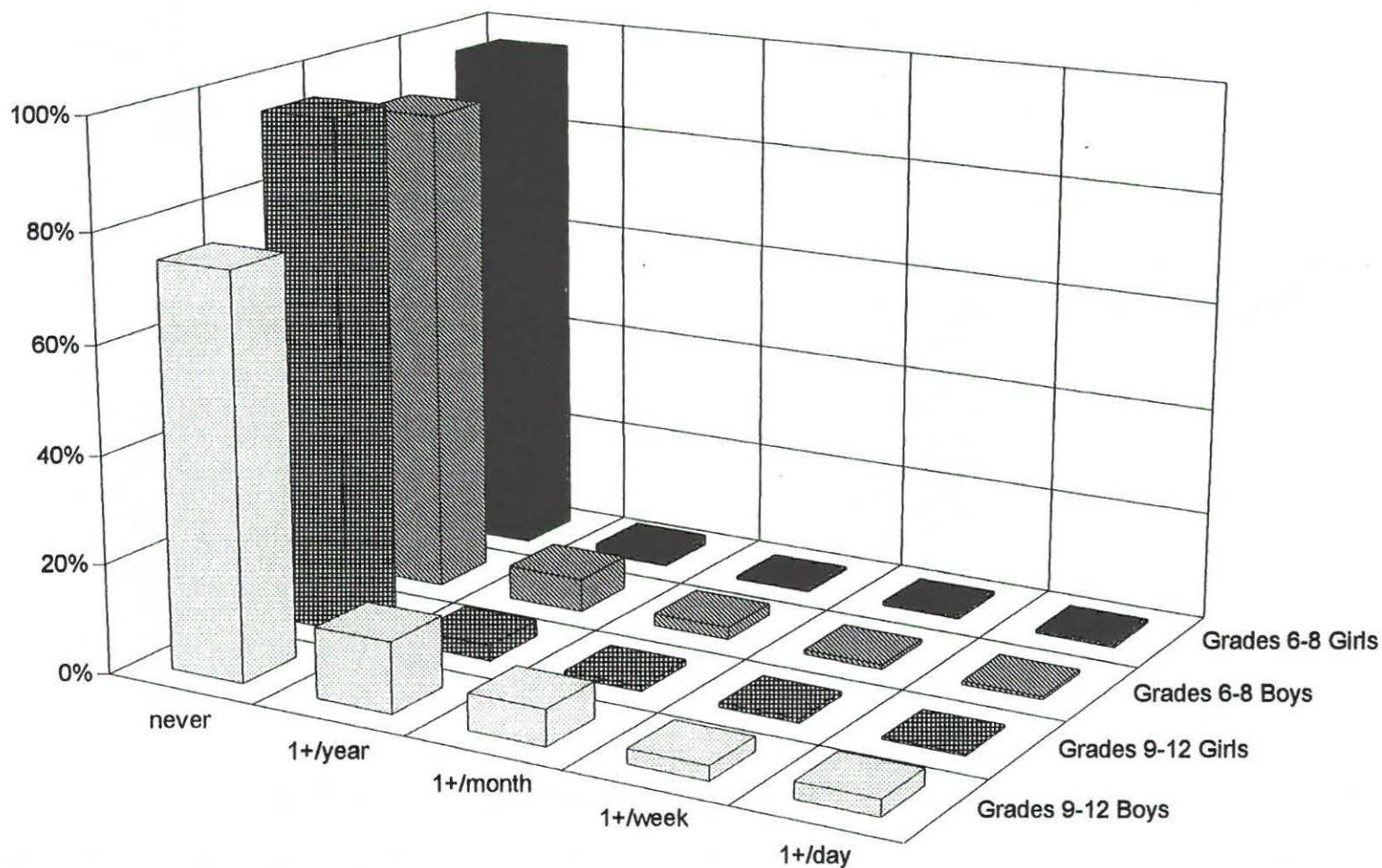
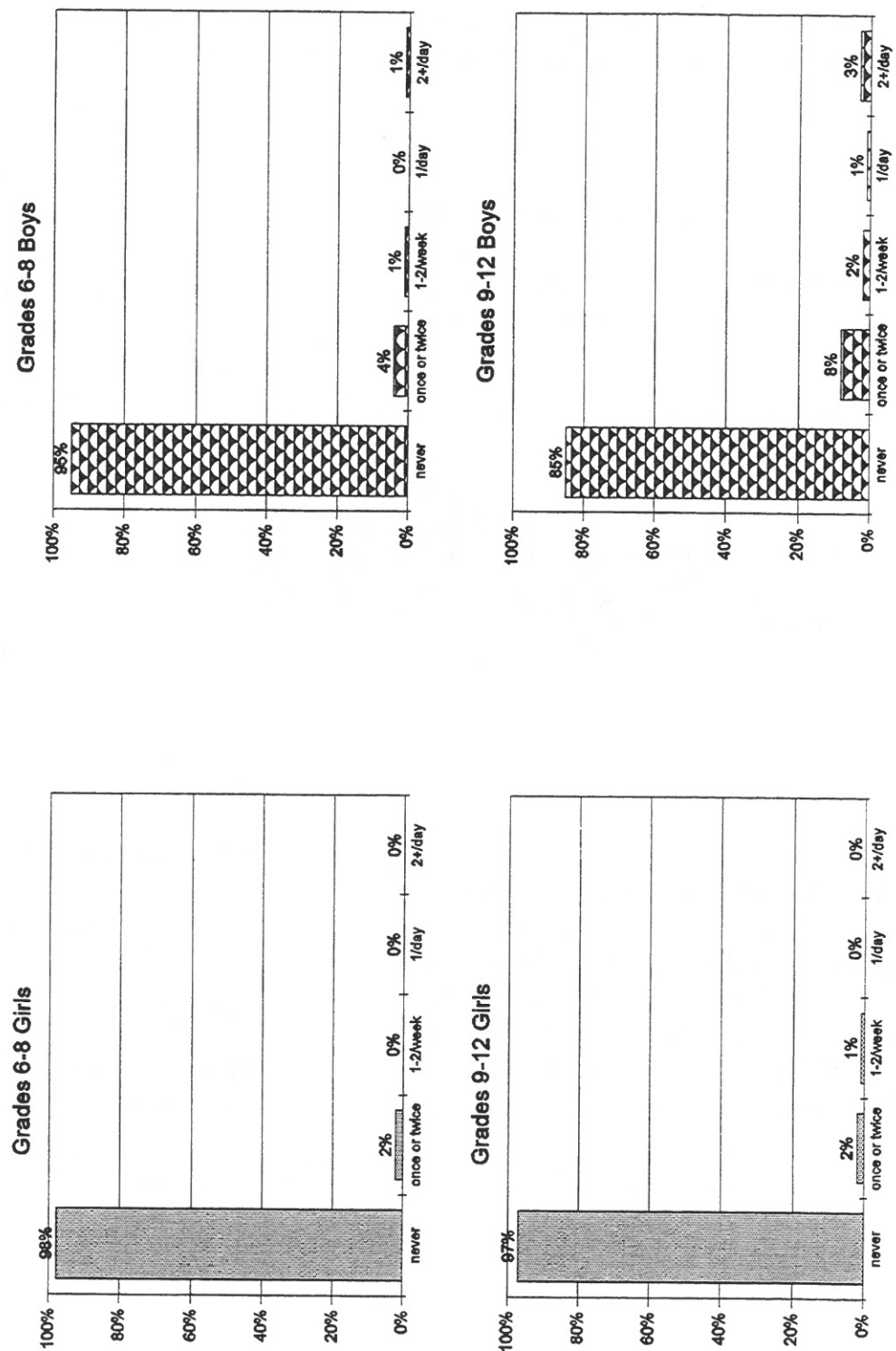


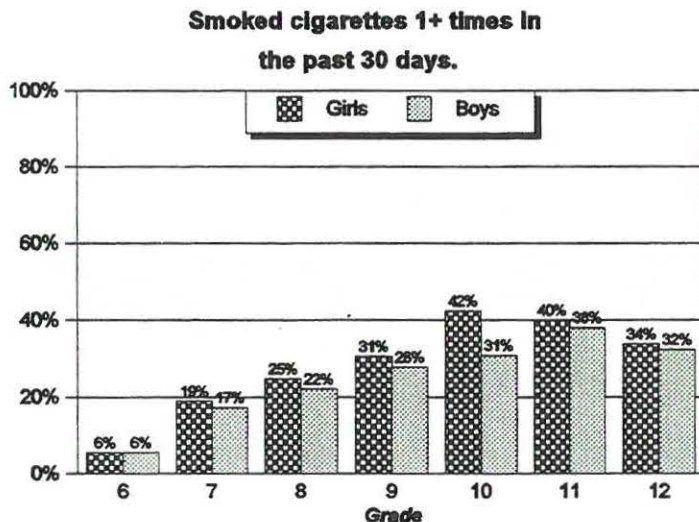
Figure 3. Smokeless Tobacco - Recent Use

Item 37. How frequently have you used smokeless tobacco in the past 30 days?



Cigarettes

The percent of students who have ever smoked cigarettes increases with each grade surveyed, with little differences between the sexes.



Sixteen percent of all 6-8 graders and 35% of all 9-12th graders have smoked one or more times in the past 30 days.

Approximately equal proportions of girls and boys have ever smoked cigarettes in their lifetime. Over one-third of all 6-8th grade students have used cigarettes, and about two-thirds of all 9-12th grade students have used cigarettes.

Have ever used cigarettes in lifetime.

	<i>Grade Level</i>	
	6 - 8	9 - 12
Girls	38%	66%
Boys	39%	64%

Figure 4. Cigarettes - Lifetime Use

Item 38. Have you ever smoked cigarettes?

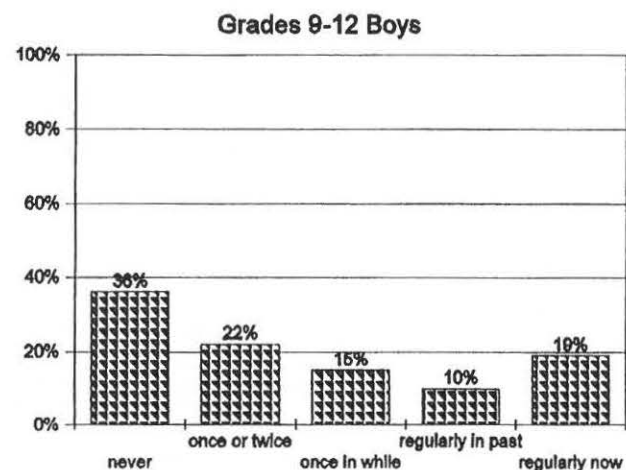
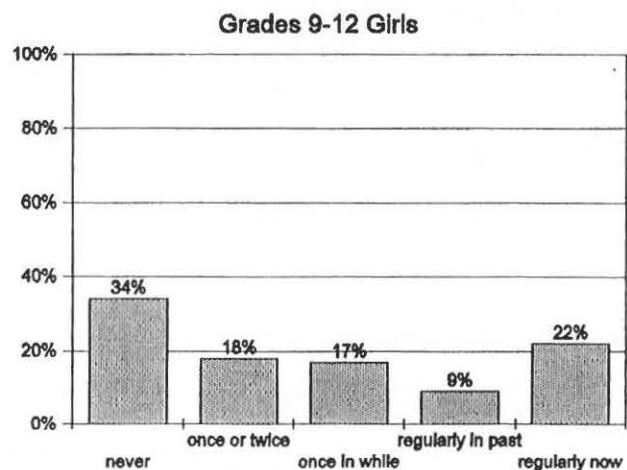
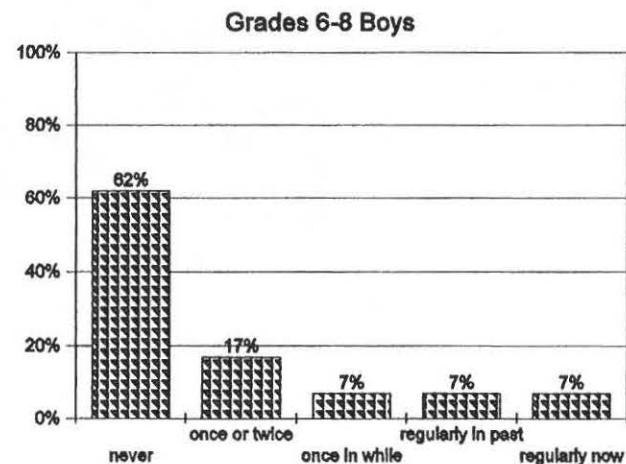
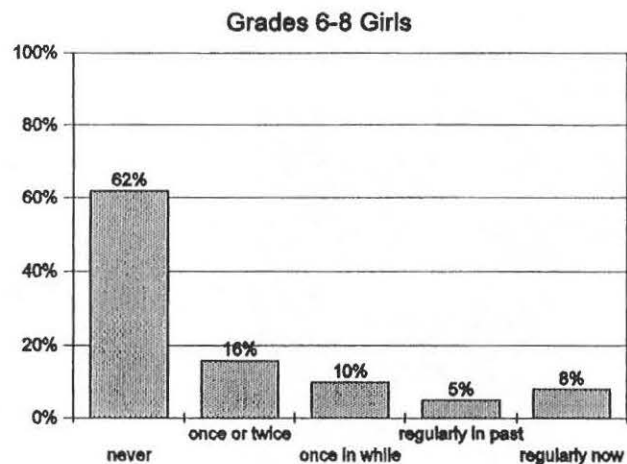


Figure 5. Cigarettes - Frequency of Use

Item 39. How often do you smoke cigarettes?

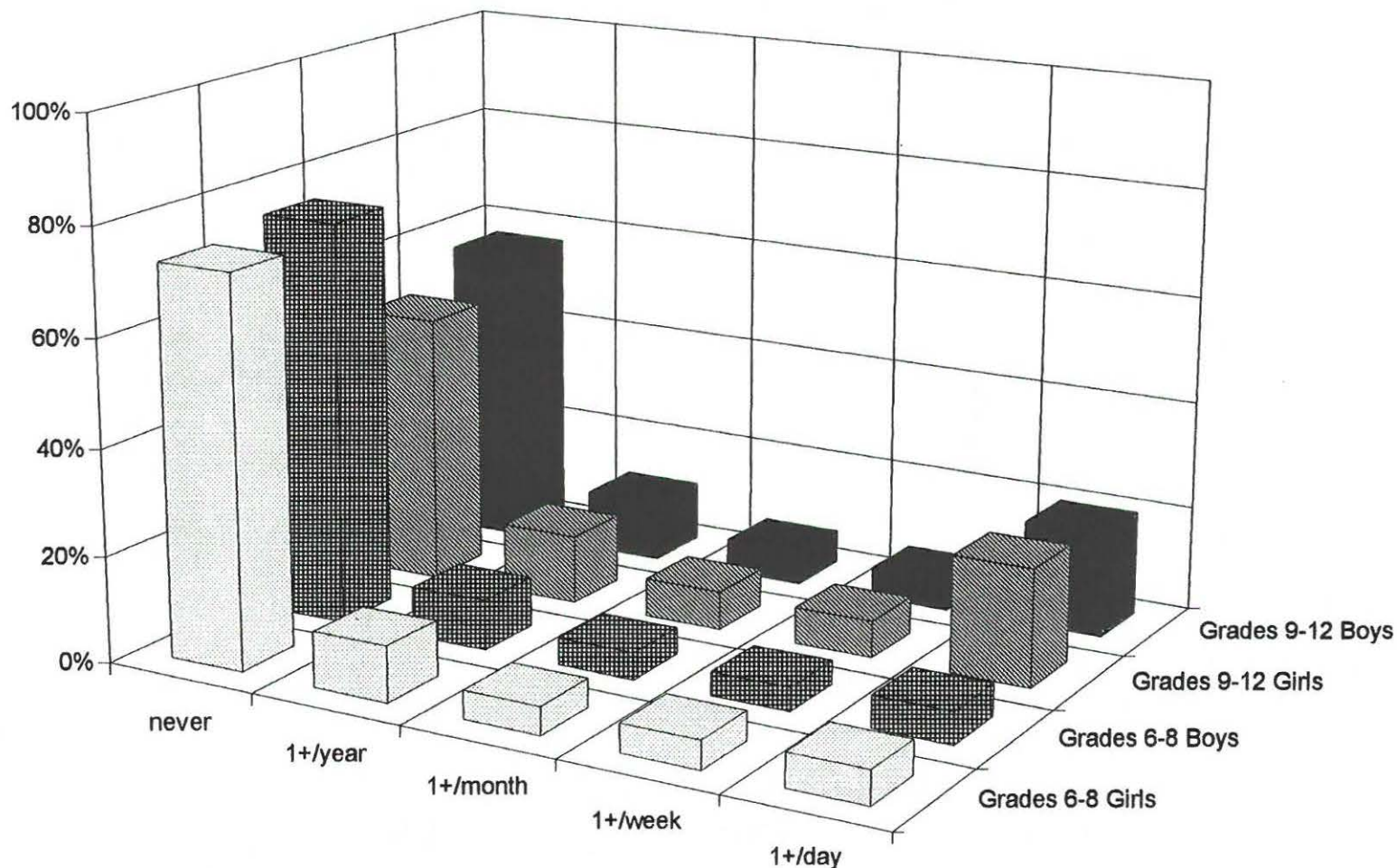
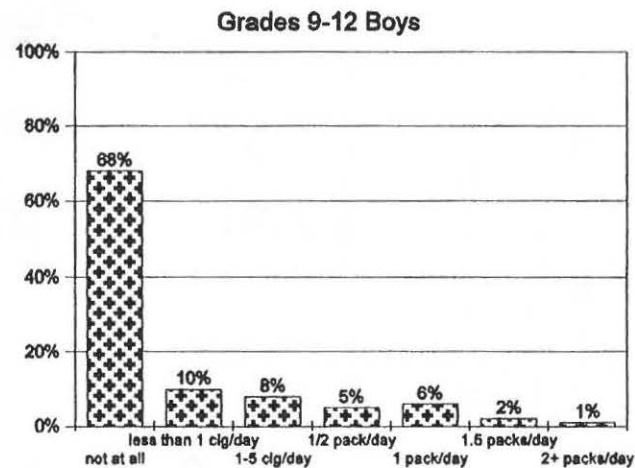
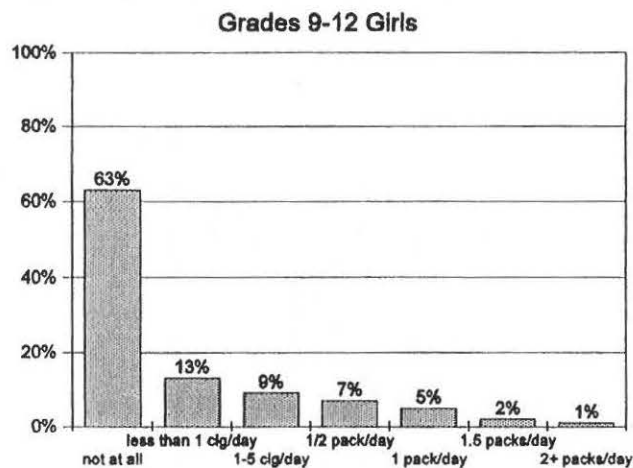
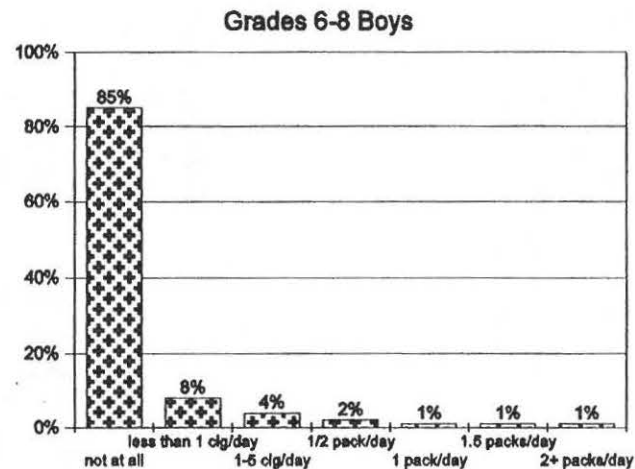
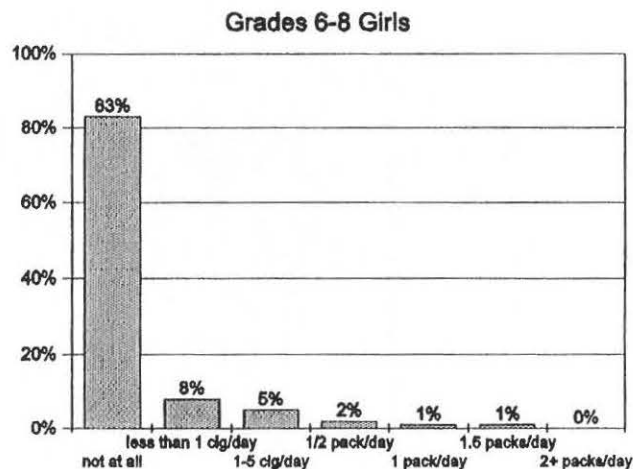


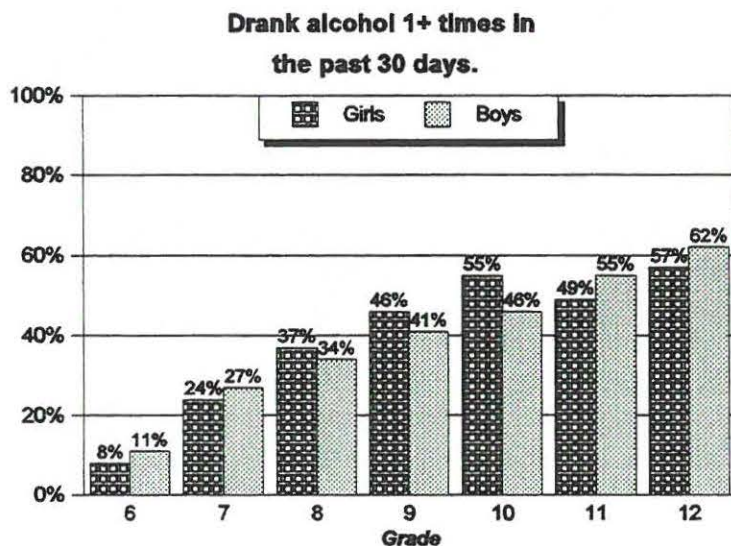
Figure 6. Cigarettes - Recent Use

Item 40. How frequently have you smoked cigarettes during the past 30 days?



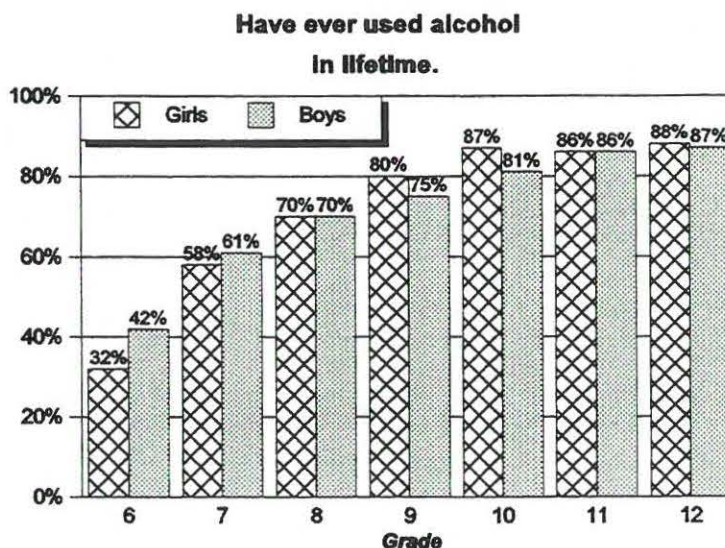
Alcohol

The proportions of students who have ever drunk alcohol (beer, wine, or liquor) in their lifetime does not differ largely by gender. Also, girls drink about as often as boys. Boys and girls do differ, though, when asked how many times in the past 2 weeks they have had 5 or more drinks in a row -- more 11th and 12th grade boys than girls have done so at least once.



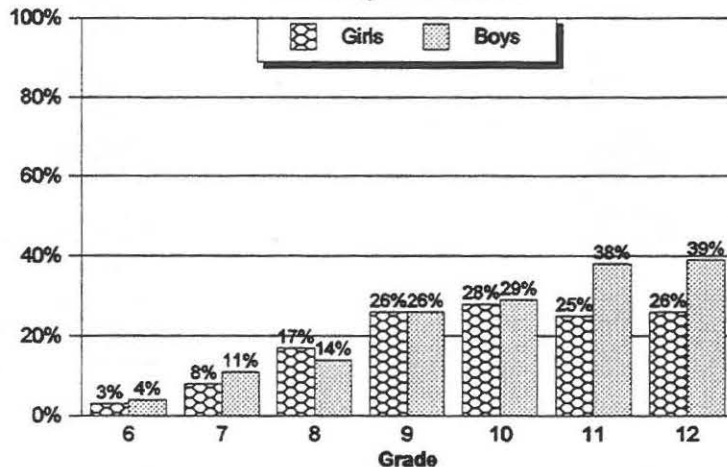
Twenty-four percent of all 6-8th graders have drunk alcohol at least one time in the past 30 days; 51% of all 9-12th graders have done so.

With the exception of 6th graders, nearly as many girls as boys have ever used alcohol. Eighty-seven percent of all 11th and 12th grade students have ever used alcohol in their lifetime.



Alcohol (continued)

**Had 5+ drinks in a row, at least
one time in past 2 weeks.**



The proportion of boys compared to girls who have had 5 or more drinks in a row in the past two weeks differs only in grades 11 and 12. About 25% of all 11th and 12th grade girls have done so, compared to nearly 40% of all 11th and 12th grade boys.

Students were also asked to describe how often they use alcohol. About 4% of 6-8th grade students use alcohol once a week or more. Fourteen percent of all 9-12th grade students use alcohol once a week or more.

**Use alcohol once or more
a week.**

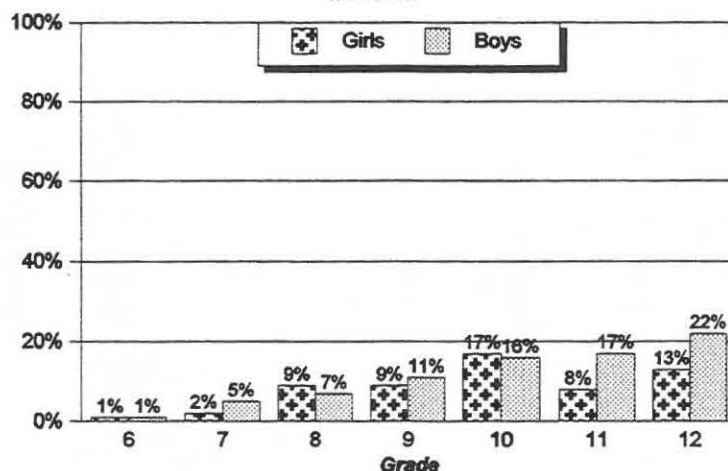


Figure 7. Alcohol - Lifetime Use

Item 41. On how many occasions have you had beer, wine, or hard liquor to drink in your lifetime?

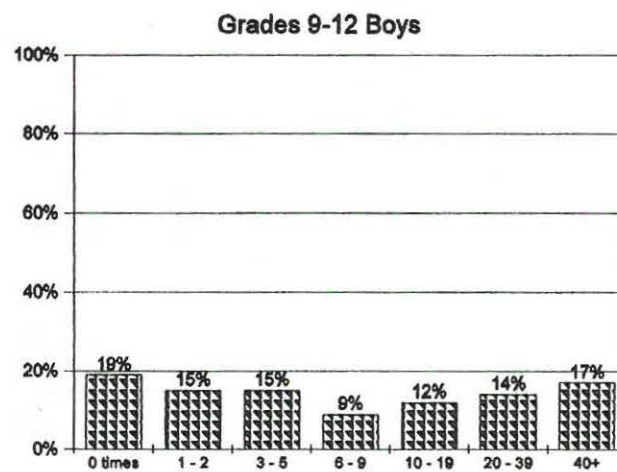
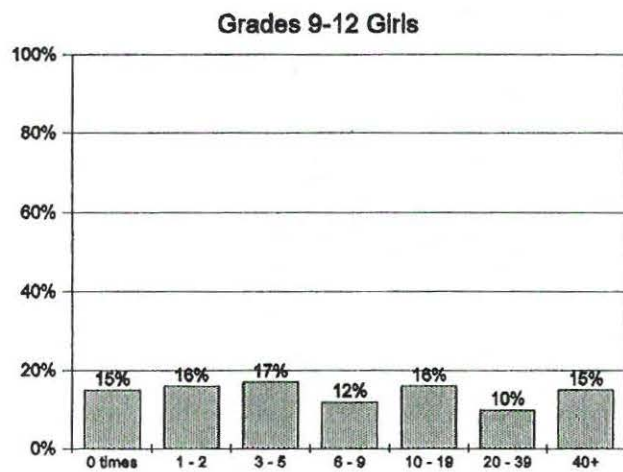
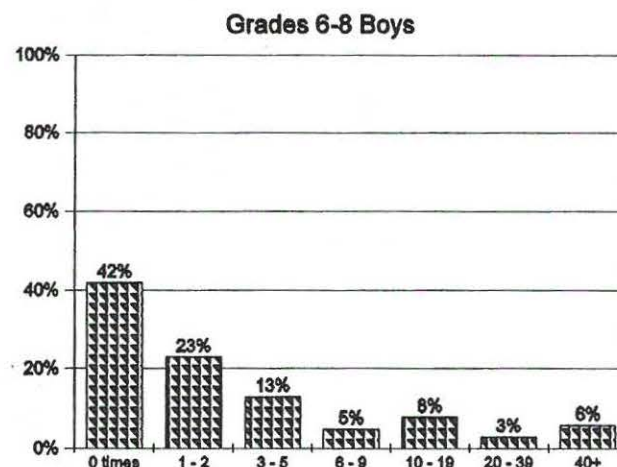
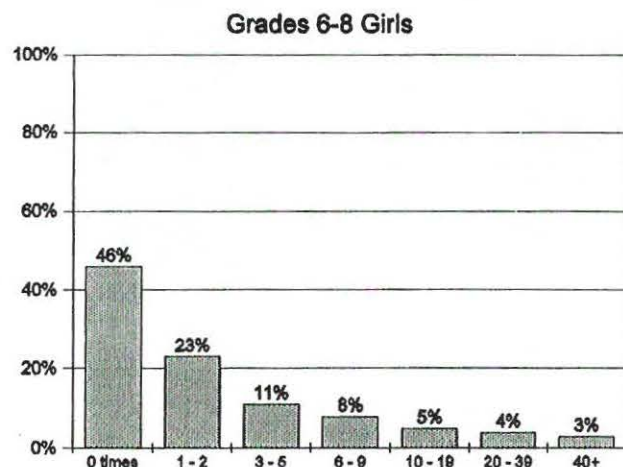


Figure 8. Alcohol - Frequency of Use
Item 42. How often do you use alcohol (beer, wine, or hard liquor)?

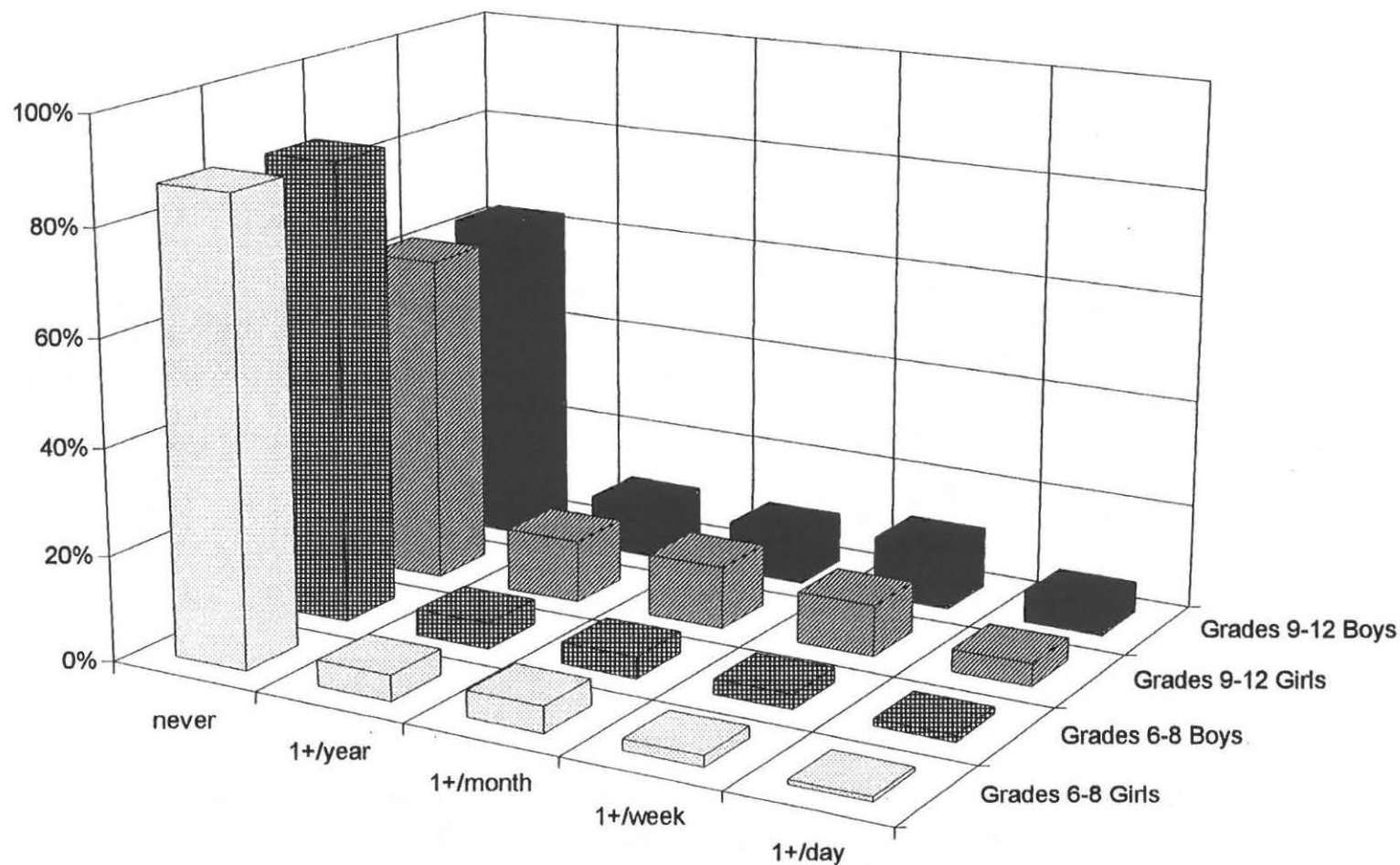
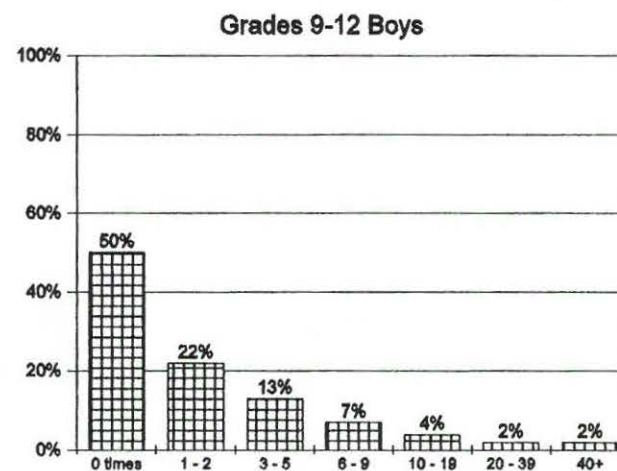
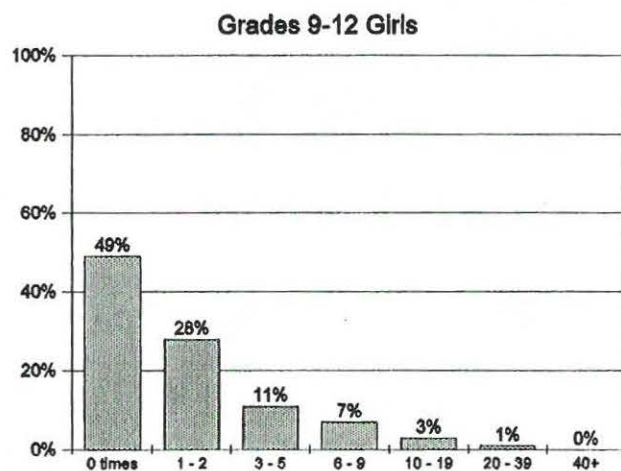
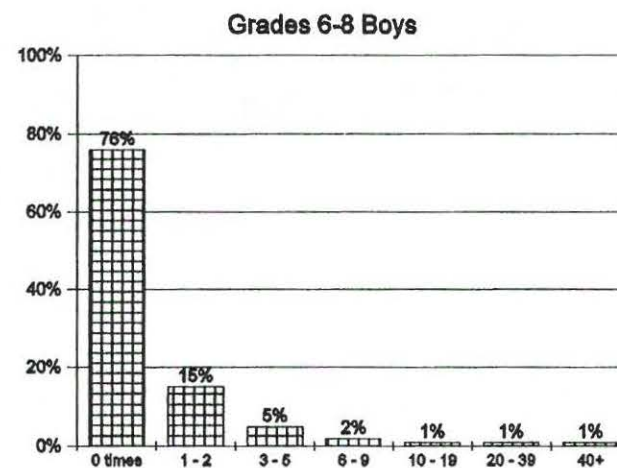
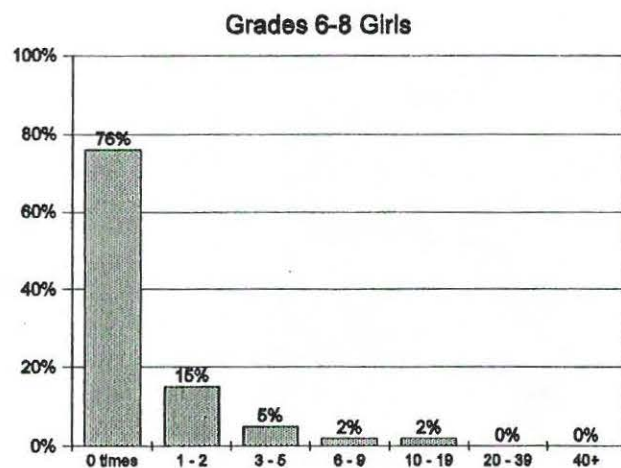


Figure 9. Alcohol - Recent Use

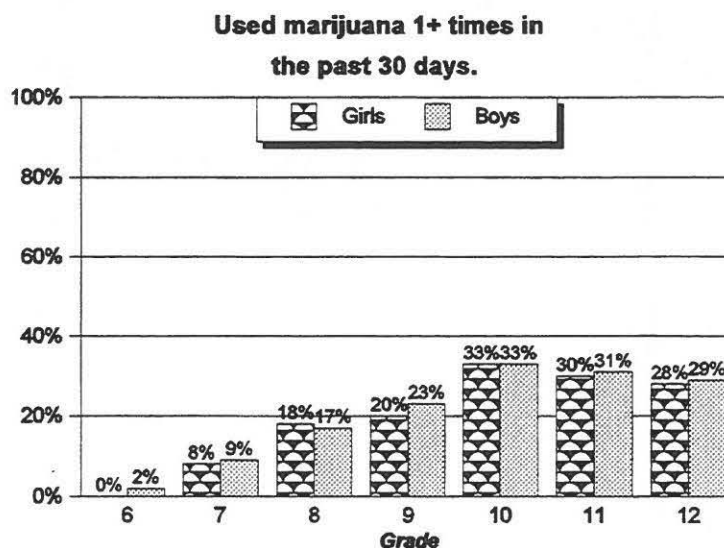
Item 43. On how many occasions have you had beer, wine, or hard liquor to drink during the past 30 days?



Marijuana

When boys and girls are compared, very little difference is found with regard to marijuana use. However, differences are found when students are compared by grade: use does not seem to be prevalent in grades 6 or 7, but increases in grade 8. By grade 10, nearly one-half of all students have tried the marijuana. Nearly 30% of all high schoolers surveyed have used marijuana at least once over the past 30 days.

Recent use (within the past 30 days) of marijuana among 6th grade students is nearly zero. Approximately 20% of all 8th and 9th grade students have used marijuana in the past 30 days, and about 30% of all 10-12th grade students have done so.



Have ever used marijuana in lifetime.

	<i>Grade Level</i>	
	6 - 8	9 - 12
Girls	15%	47%
Boys	17%	47%

Sixteen percent of all students in grades 6-8 have ever used marijuana. Almost one-half of all high school students (grades 9-12) have used marijuana at least once in their lifetime.

Figure 10. Marijuana - Lifetime Use

Item 45. On how many occasions have you used marijuana in your lifetime?

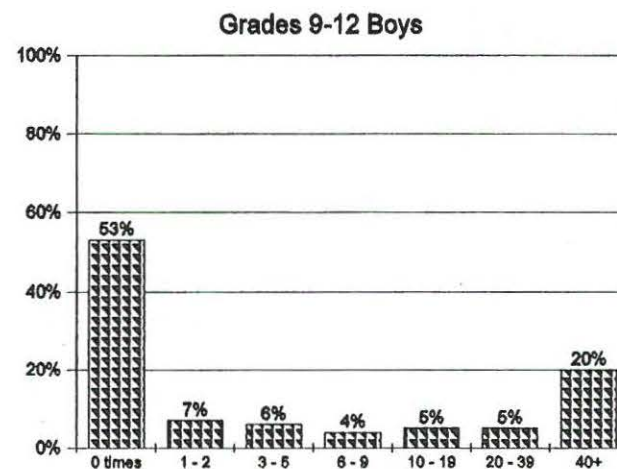
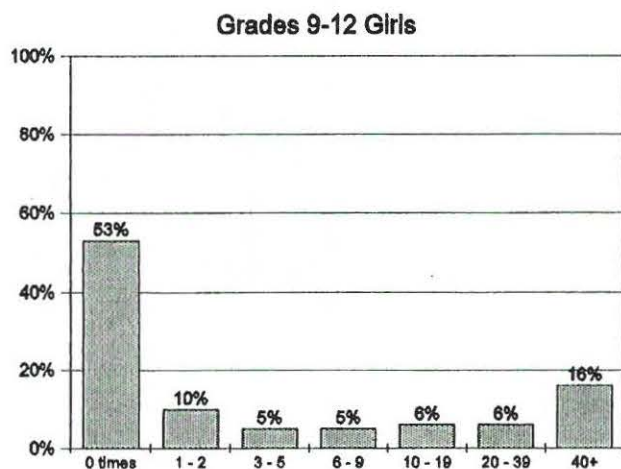
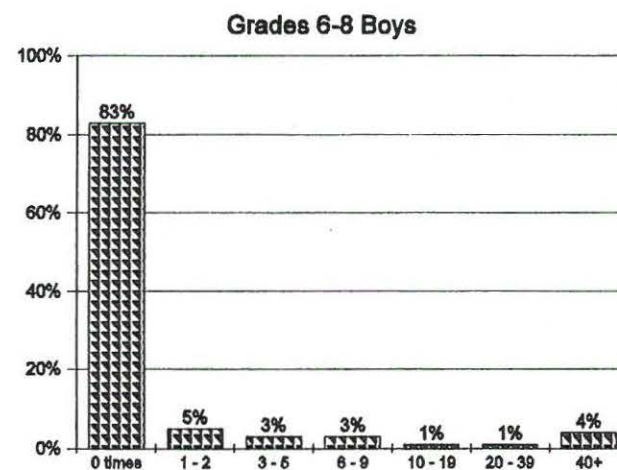
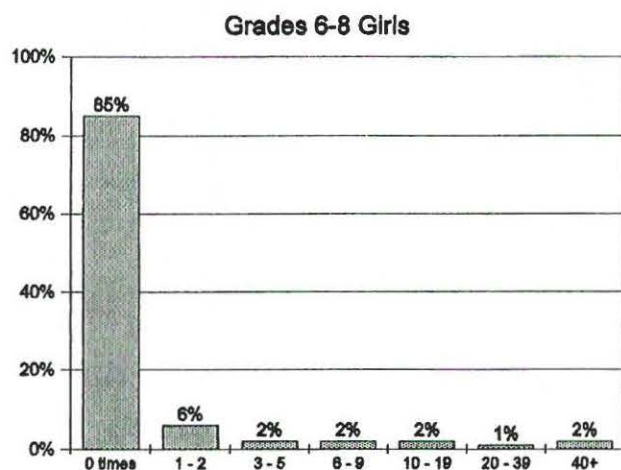


Figure 11. Marijuana - Frequency of Use
Item 46. How often do you use marijuana?

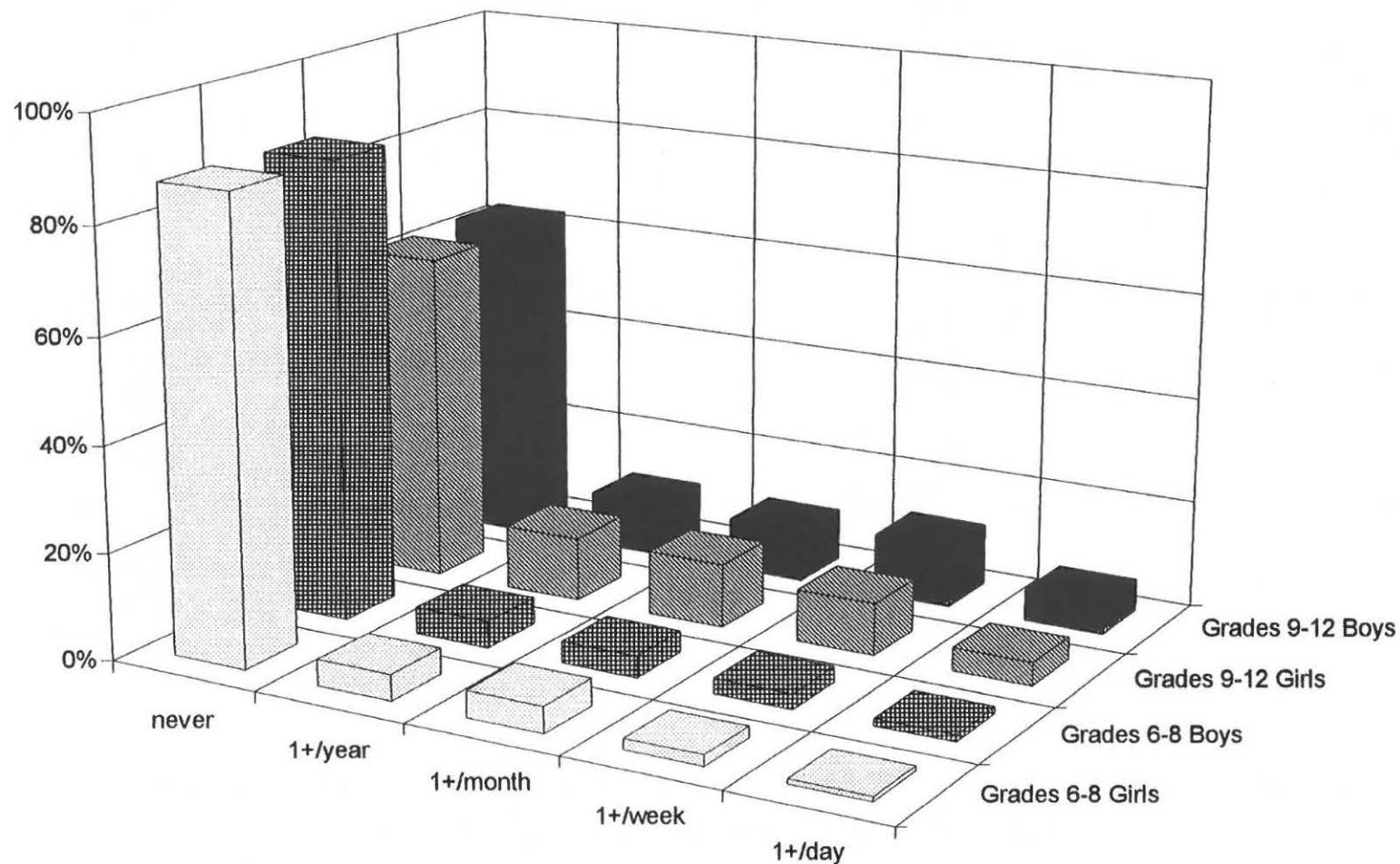
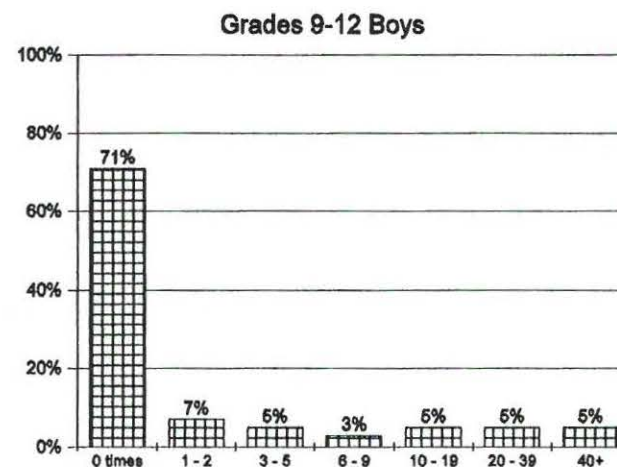
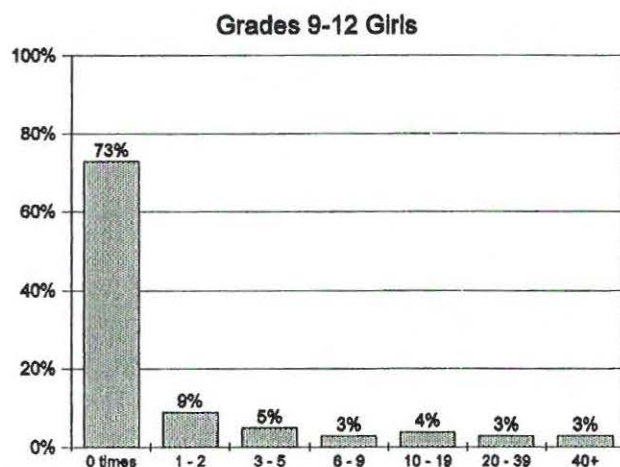
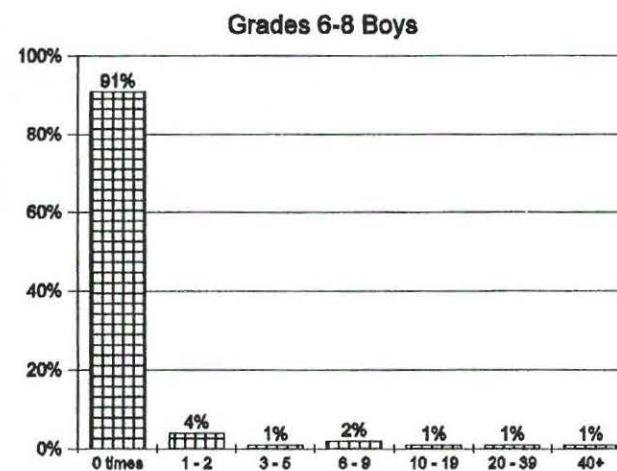
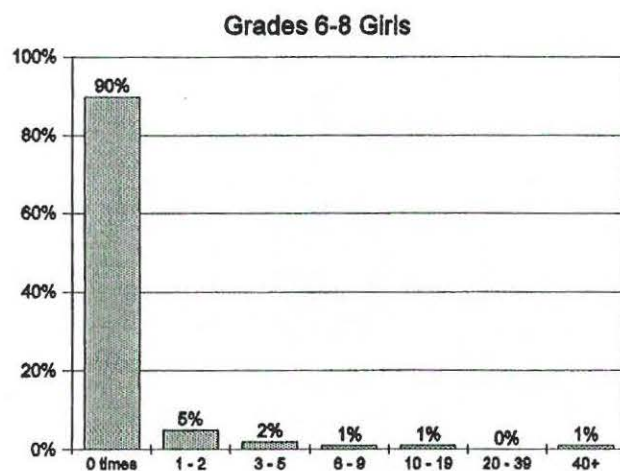


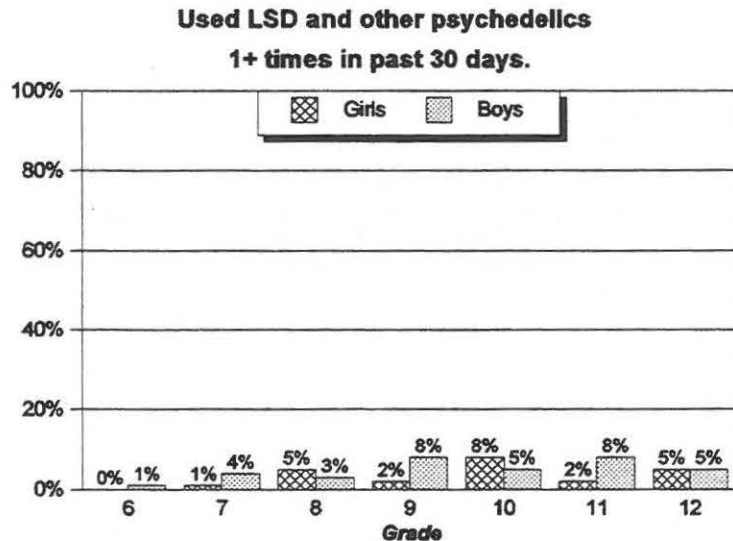
Figure 12. Marijuana - Recent Use

Item 47. On how many occasions have you used marijuana during the past 30 days?



LSD and Other Psychedelics

Use of LSD and other psychedelics among Maine's 6-12th graders is relatively low, according to the results of this study.



Recent use of LSD and other psychedelics among Maine students is low. Two percent of all 6-8th grade students have used the substance once or more in the past 30 days, 5% of all 9-12th grade students have used a psychedelic once or more in the past 30 days.

Five percent of all 6-8th grade students have ever used LSD and other psychedelics in their lifetime, 13% of all 9-12th grade students have used the substance at least once in their lifetime.

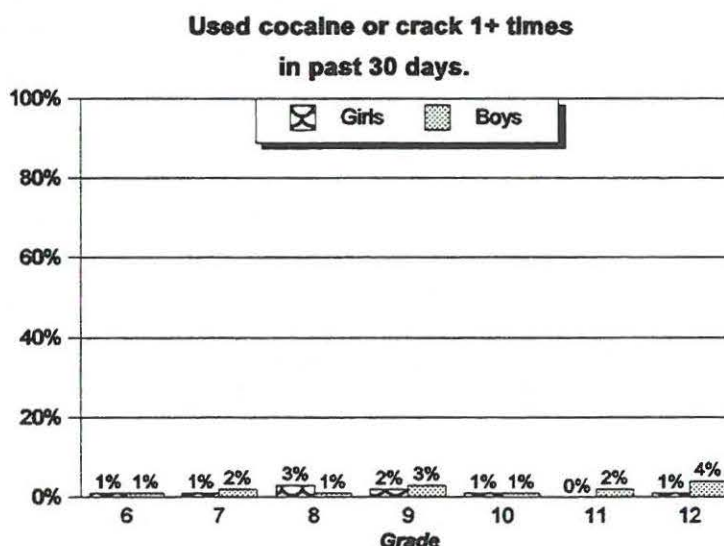
Have ever used LSD and other psychedelics in lifetime.

	<i>Grade Level</i>	
	6 - 8	9 - 12
Girls	4%	12%
Boys	6%	15%

Cocaine or Crack

The number of students who have ever used, or currently use, cocaine or crack is low. In addition, use is only slightly higher among high school students, as compared to middle/junior high school students.

One percent of all 6-8th grade students and less than 2% of all 9-12th grade students have used cocaine or crack in the past 30 days.



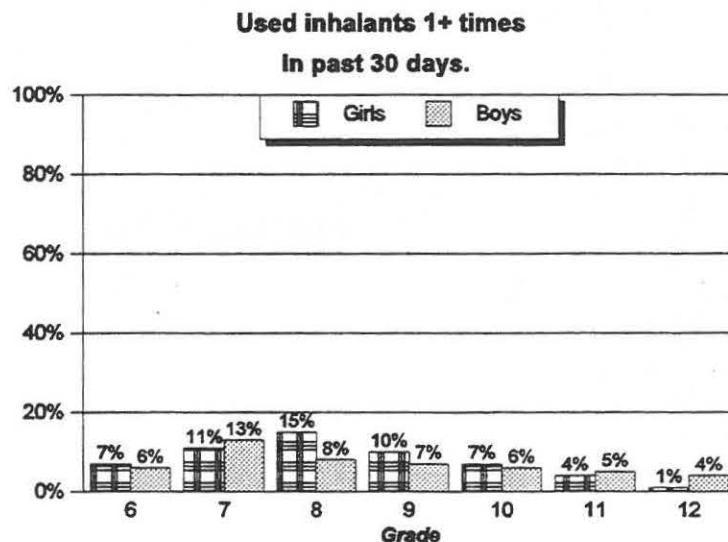
Have ever used cocaine or crack in lifetime.

	<i>Grade Level</i>	
	6 - 8	9 - 12
Girls	4%	6%
Boys	4%	6%

Inhalants

Inhalant use (sniffing glue, breathing contents of an aerosol spray can, or inhaling other gases or sprays--including, but not restricted to, gasoline, amyl nitrate, and freon--in order to get high) is higher among younger students. In addition, an equal proportion of 6-8th and 9-12th graders have ever used inhalants.

Although low among all grades, inhalant use is more prevalent among younger students. Ten percent of all 6-8th graders have used inhalants at least once over the past 30 days, compared to 6% of all 9-12th graders.



Have ever used inhalants in lifetime.

	<i>Grade Level</i>	
	6 - 8	9 - 12
Girls	21%	19%
Boys	19%	19%

Approximately 20% of all students surveyed have ever used inhalants in their lifetime.

Figure 13. Inhalants - Lifetime Use

Item 54. On how many occasions have you sniffed glue, breathed the contents of an aerosol spray can, or inhaled other gases in order to get high in your lifetime?

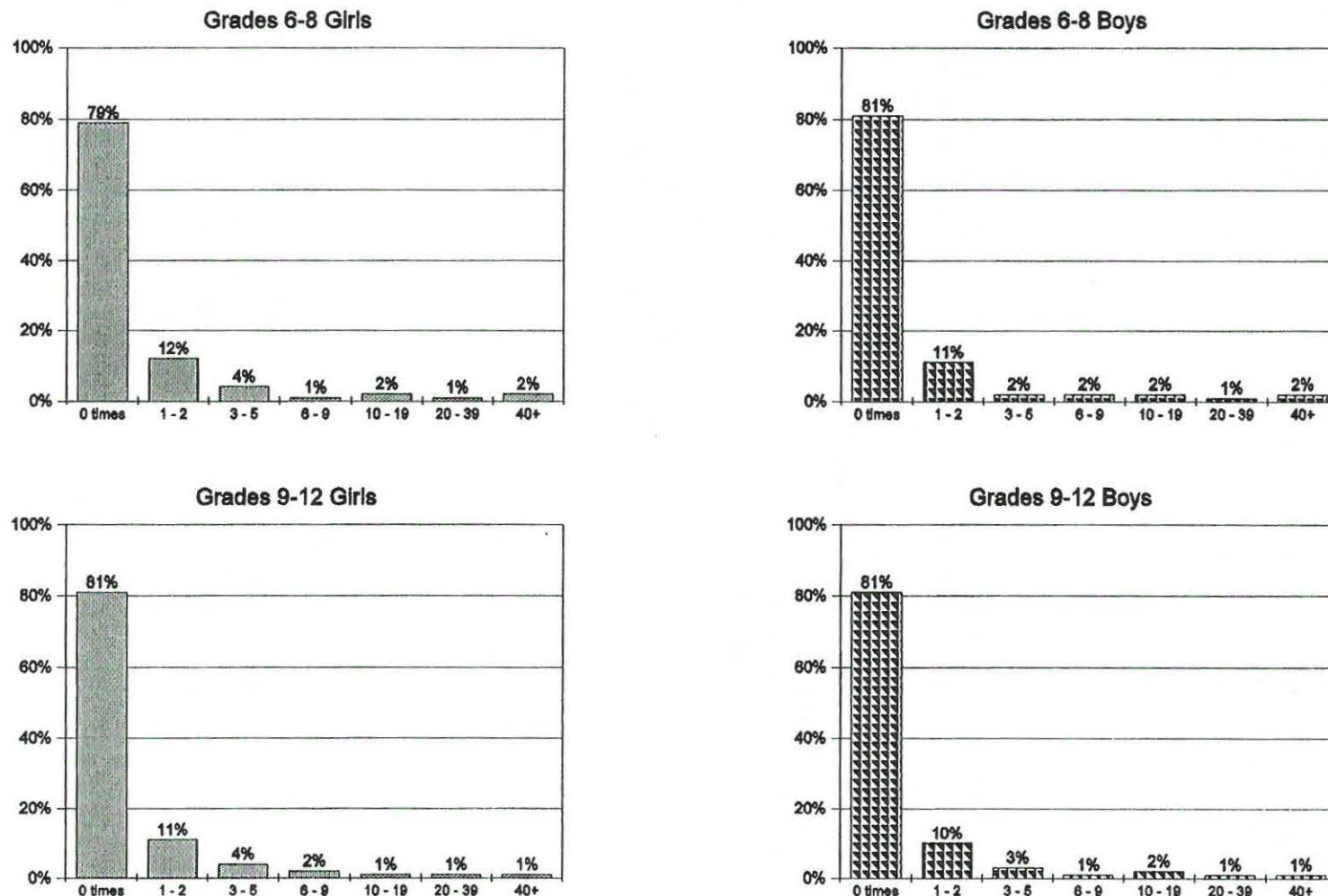


Figure 14. Inhalants - Frequency of Use
Item 55. How often do you use inhalants (glue, amyl nitrate, freon, etc.)?

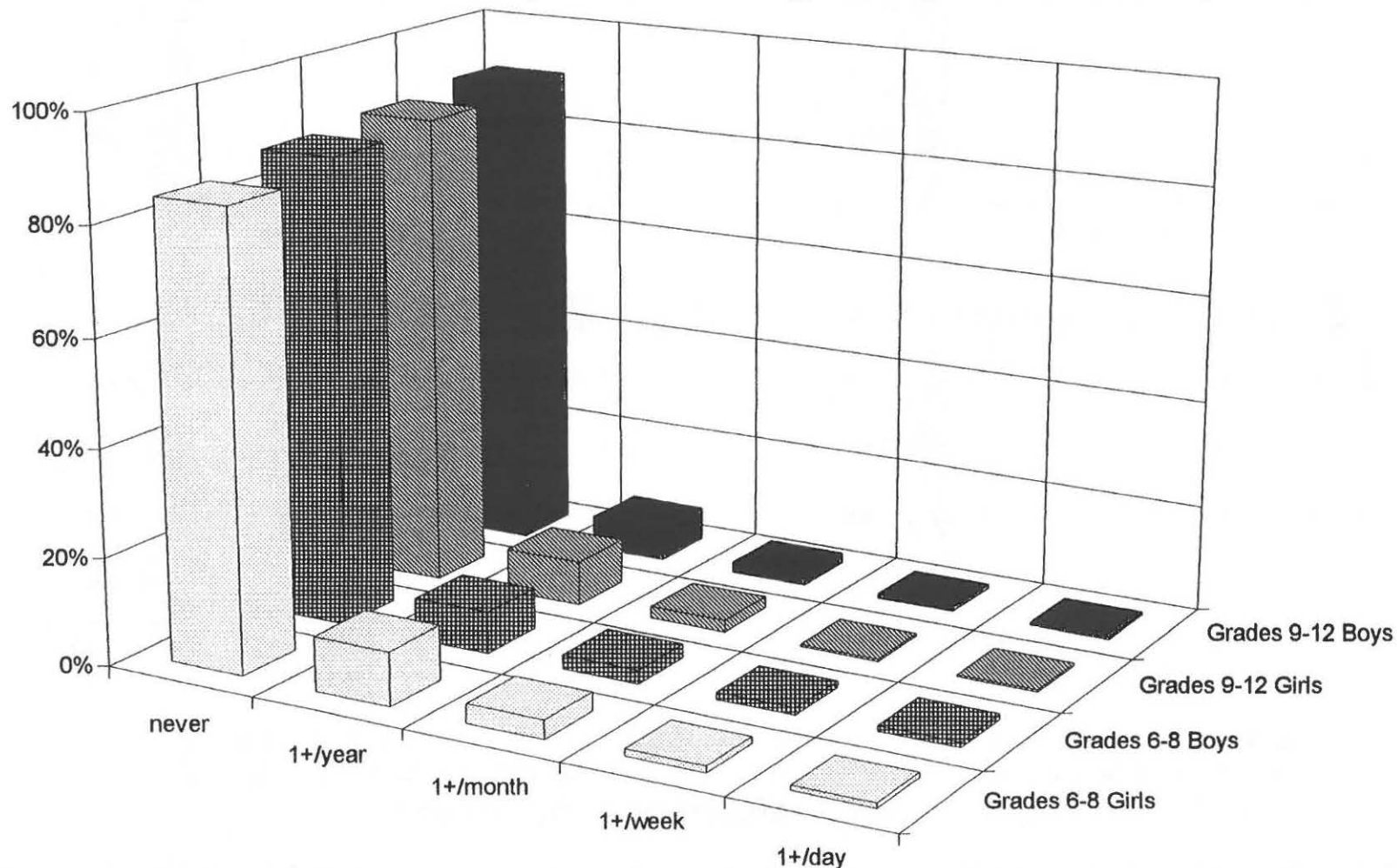
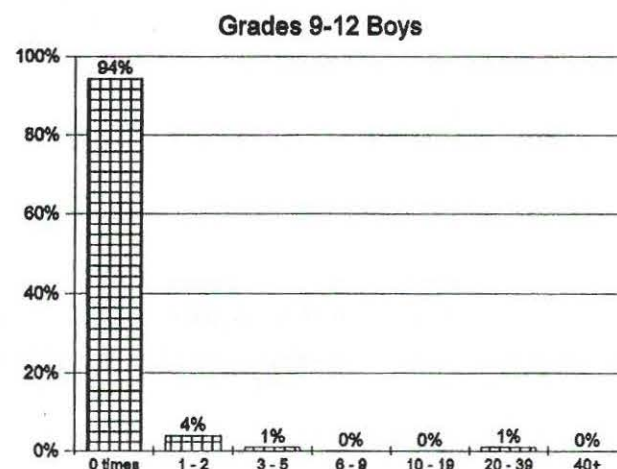
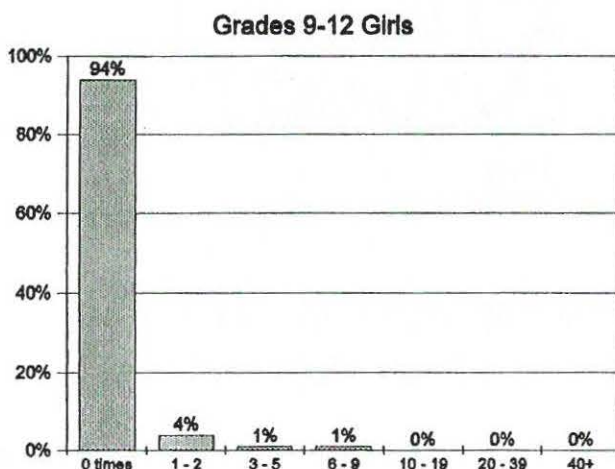
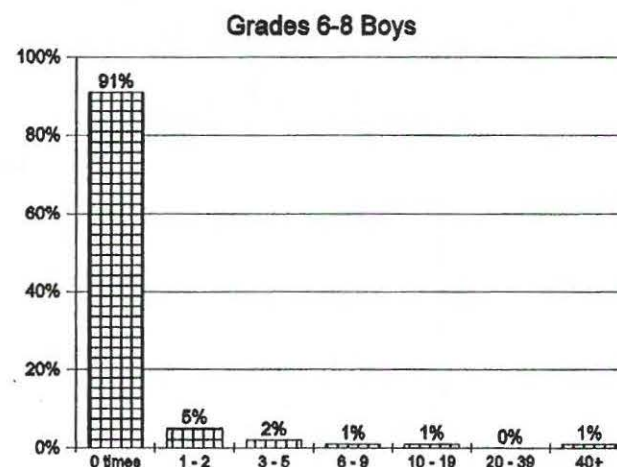
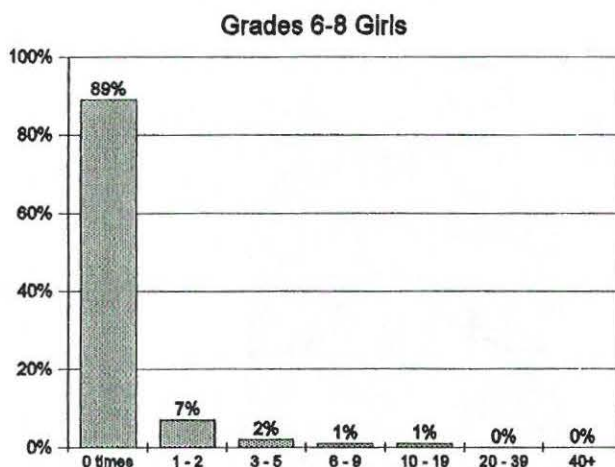


Figure 15. Inhalants - Recent Use

Item 56. On how many occasions have you sniffed glue, breathed the contents of an aerosol spray can, or inhaled other gases in order to get high during the past 30 days?



Steroids

Have ever used steroids for athletic or cosmetic purposes in lifetime.

	<i>Grade Level</i>	
	6 - 8	9 - 12
Girls	2%	1%
Boys	2%	3%

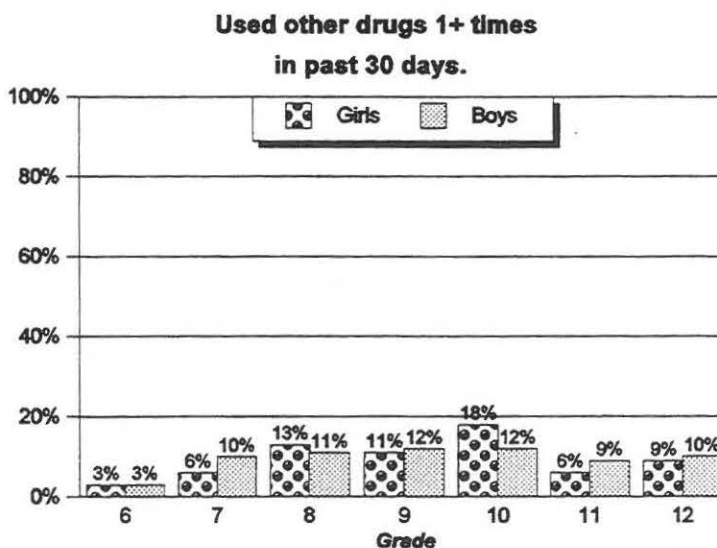
Steroid use among Maine's 6-12th grade students is low.

Other drugs

After answering a list of over 25 questions regarding their lifetime and current use of 9 specific substances, students were asked how often they "have used other drugs" over their lifetime and over the past 30 days (survey items #61 and #62). No distinction was made between illicit and prescription drugs or over the counter medications. Use was not high, and nearly the same among boys and girls.

Eight percent of all 6-8th graders have used other drugs one or more times in the past 30 days, and 11% of all grades 9-12th graders reported the same.

When asked if they had ever used other drugs, 15% of 6-8th graders and 20% of 9-12th graders said they have at least once in their lifetime.



Substance Use by Grade Level and Gender

Figures 16-19 present the proportion of students who have at least once over their lifetime, with a frequency of once or more a year, and at least once over the past 30 days used the following: smokeless tobacco, cigarettes, alcohol, marijuana, LSD and other psychedelics, cocaine and crack, and inhalants. Each figure depicts use among a different grade level, grades 6-8 or grades 9-12, and gender, girls or boys.

- Figure 16. Grades 6-8 Girls' Substance Use
- Figure 17. Grades 6-8 Boys' Substance Use
- Figure 18. Grades 9-12 Girls' Substance Use
- Figure 19. Grades 9-12 Boys' Substance Use

Figure 16. Grades 6-8 Girls' Substance Use

Percent who have used at least once in their lifetime, with a frequency of once or more a year, and at least once over the past 30 days.

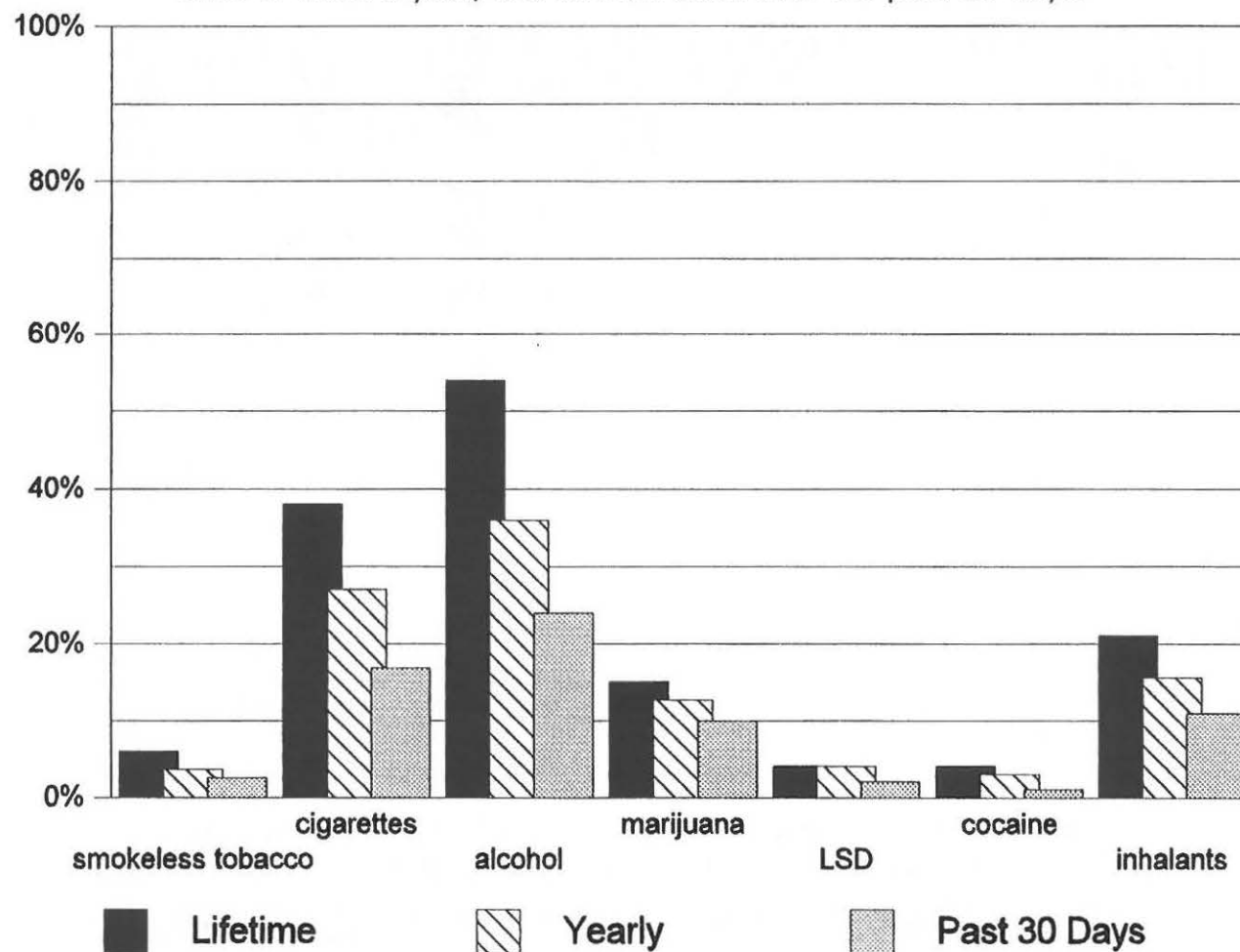


Figure 17. Grades 6-8 Boys' Substance Use

Percent who have used at least once in their lifetime, with a frequency of once or more a year, and at least once over the past 30 days.

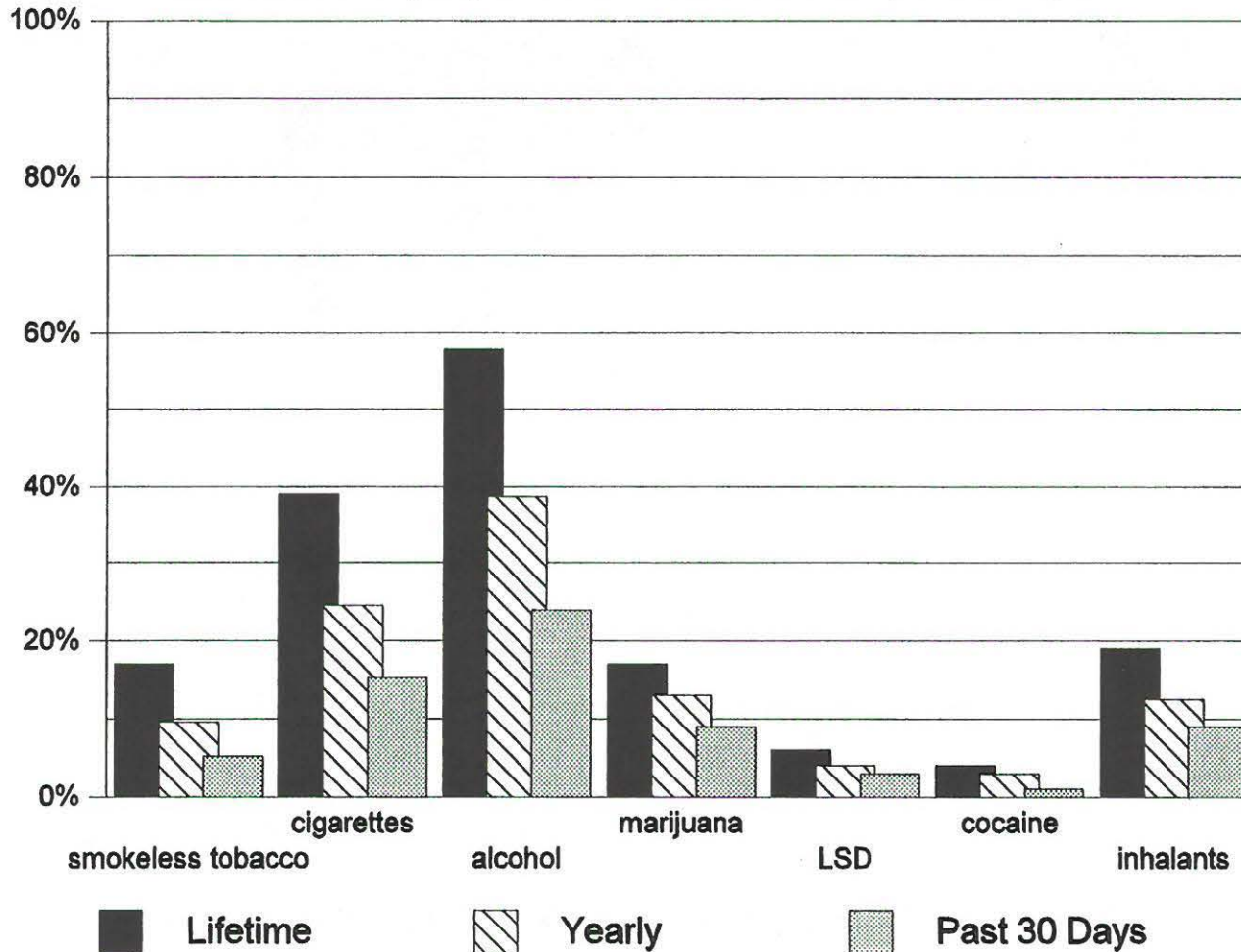


Figure 18. Grades 9-12 Girls' Substance Use

Percent who have used at least once in their lifetime, with a frequency of once or more a year, and at least once over the past 30 days.

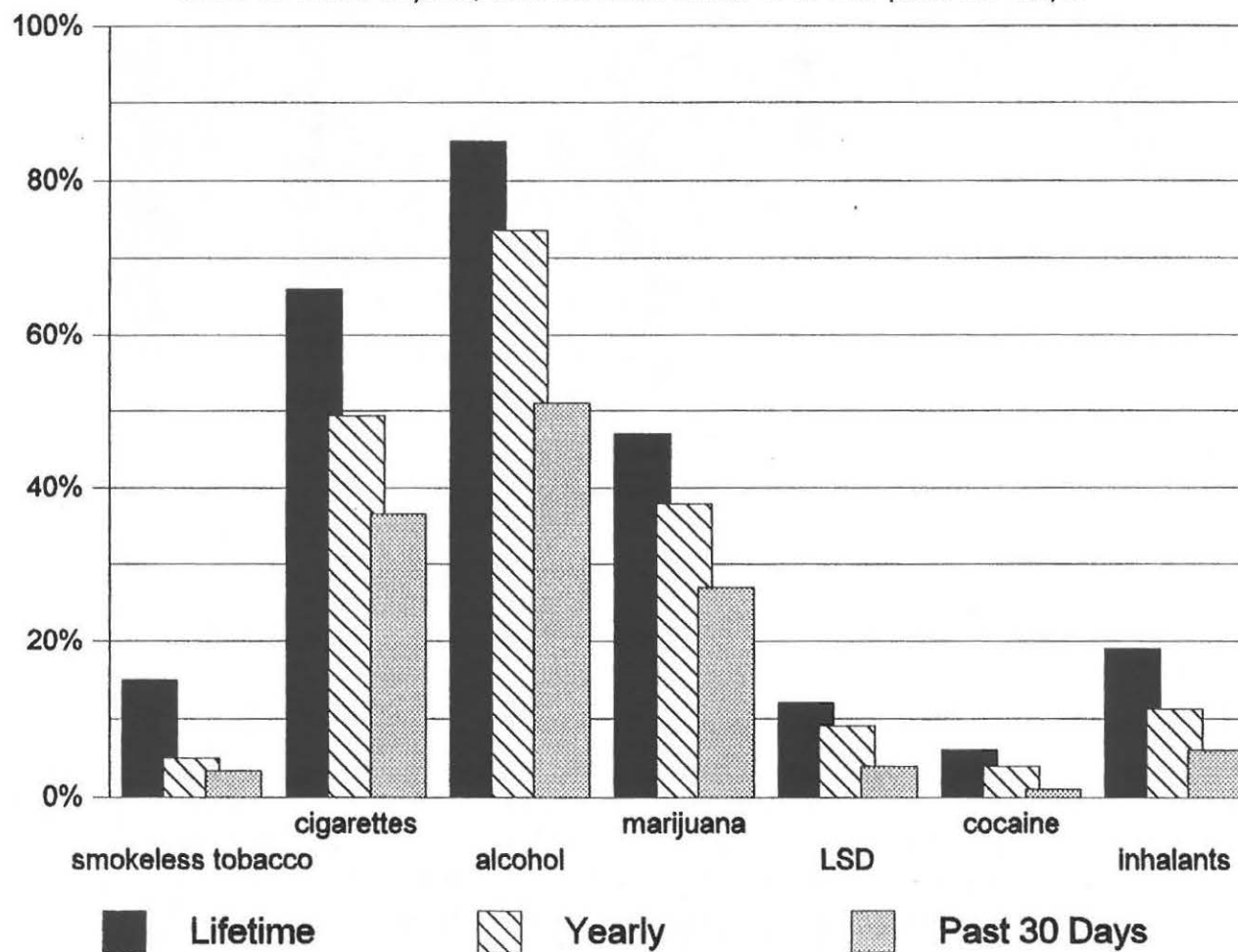
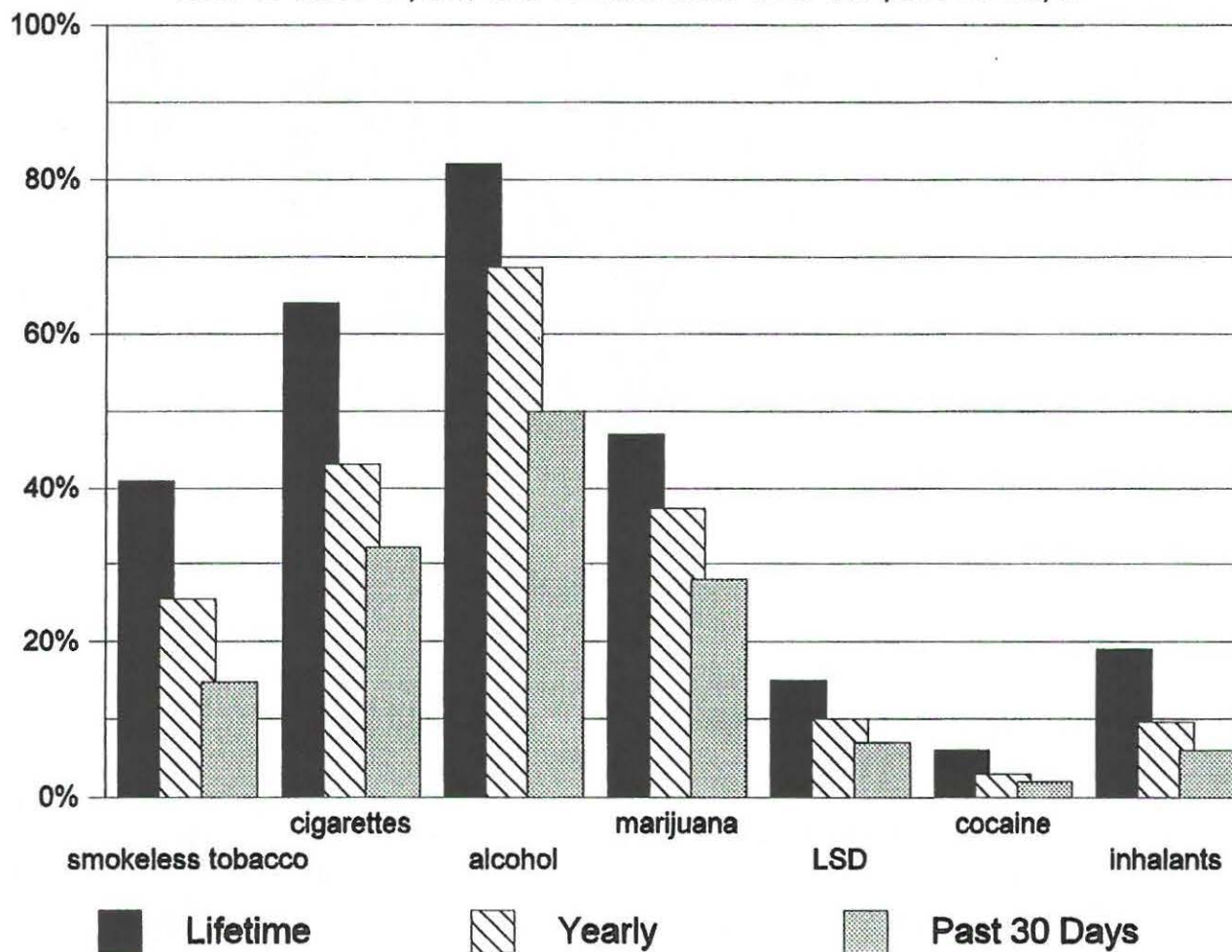


Figure 19. Grades 9-12 Boys' Substance Use

Percent who have used at least once in their lifetime, with a frequency of once or more a year, and at least once over the past 30 days.



SECTION D

Data Comparisons: 1992, 1995, and 1996

Note: Data for 1992 are unweighted; data for 1995 and 1996 are weighted to adjust for county-level school enrollment in grades 6-12.

The following section presents comparable prevalence as well as perceived availability data from the 1992, 1995, and 1996 *Student Alcohol and Other Drug Use* studies.

**PERCENT WHO FEEL IT
WOULD BE EASY¹ TO GET:**

	1992	1995	1996
Tobacco ²	82%	76%	66%
Alcoholic Beverages	82%	68%	71%
Marijuana	55%	61%	61%

**PERCENT WHO HAVE EVER
USED IN THEIR LIFETIME:**

	1992	1995	1996
Cigarettes	40%	53%	50%
Alcohol	69%	71%	68%
Marijuana	18%	30%	30%
Cocaine	3%	5%	5%
LSD	6%	10%	9%
Inhalants	10%	14%	20%

**PERCENT WHO HAVE USED
IN THE PAST 30 DAYS:**

	1992	1995	1996
Cigarettes	26%	25%	24%
Alcohol	38%	38%	36%
Marijuana	12%	19%	18%
Cocaine	2%	2%	2%
LSD	4%	4%	4%
Inhalants	5%	9%	8%

**PERCENT WHO HAVE A FAMILY
MEMBER WITH ALCOHOL/DRUG
PROBLEM³:**

	1992	1995	1996
	34%	35%	33%

¹ 1992: "Very Easy" or "Fairly Easy"
1995, 1996: "Very Easy" or "Sort of Easy"

² 1992: "Tobacco Products"
1995, 1996: "Cigarettes"

³ 1992: "Have you ever thought one or both of your parents had a drinking problem?" (percent who answered "Very Often," "Fairly Often," "Occasionally," or "Hardly Ever")
1995, 1996: "Has anyone in your family ever had a severe alcohol or drug problem?" (percent who answered "Yes")

FIGURE 20. 1992, 1995, & 1996 DATA COMPARISONS: RECENT EXCESSIVE DRINKING
Percent Who Report to Have Had 5 + Drinks in a Row at Least One Time in the Past 2 Weeks
(by Grade and Gender)

Grade	GIRLS			BOYS			ALL		
	1992	1995	1996	1992	1995	1996	1992	1995	1996
6th	4%	2%	3%	6%	4%	4%	5%	3%	3%
7th	6%	7%	8%	11%	10%	11%	8%	8%	10%
8th	10%	13%	17%	13%	18%	14%	11%	15%	16%
9th	15%	20%	26%	24%	26%	26%	19%	23%	26%
10th	20%	22%	28%	35%	29%	29%	27%	25%	29%
11th	29%	18%	25%	35%	38%	38%	32%	28%	32%
12th	32%	29%	26%	39%	47%	38%	35%	38%	31%
Total	17%	15%	17%	23%	22%	19%	20%	18%	18%

SECTION E

Regional¹ Comparisons

This section presents a comparison of use and perceived availability of cigarettes, alcohol, and marijuana by the five Maine Office of Substance Abuse (OSA) Regions. OSA uses the following five regions within the state for administrative and programming purposes:

Region	Counties by Region
1	Cumberland, Knox, Lincoln, Sagadahoc, Waldo, York
2	Androscoggin, Franklin, Oxford
3	Kennebec, Somerset
4	Hancock, Penobscot, Piscataquis, Washington
5	Aroostook

¹ Although all counties are represented in the sample, several yielded insufficient numbers for county-by-county analysis.

Figure 21. Cigarette Use/Perceived Availability by OSA Region

Percent of grade 6-12 students who have used cigarettes at least one time in the past 30 days and percent who feel it would be "sort of easy" or "very easy" to get cigarettes.

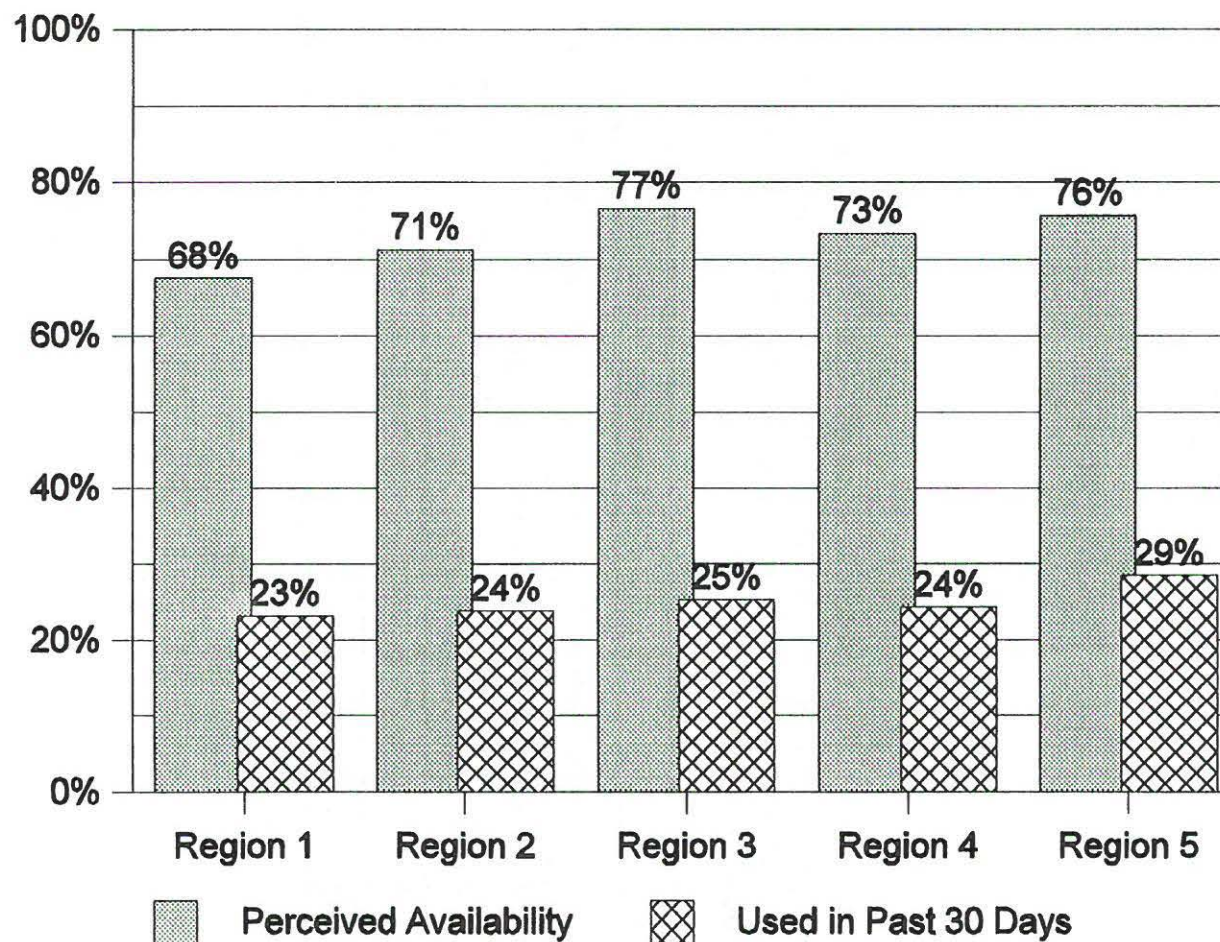


Figure 22. Alcohol Use/Perceived Availability by OSA Region

Percent of grade 6-12 students who have used alcohol at least one time in the past 30 days and percent who feel it would be "sort of easy" or "very easy" to get alcohol.

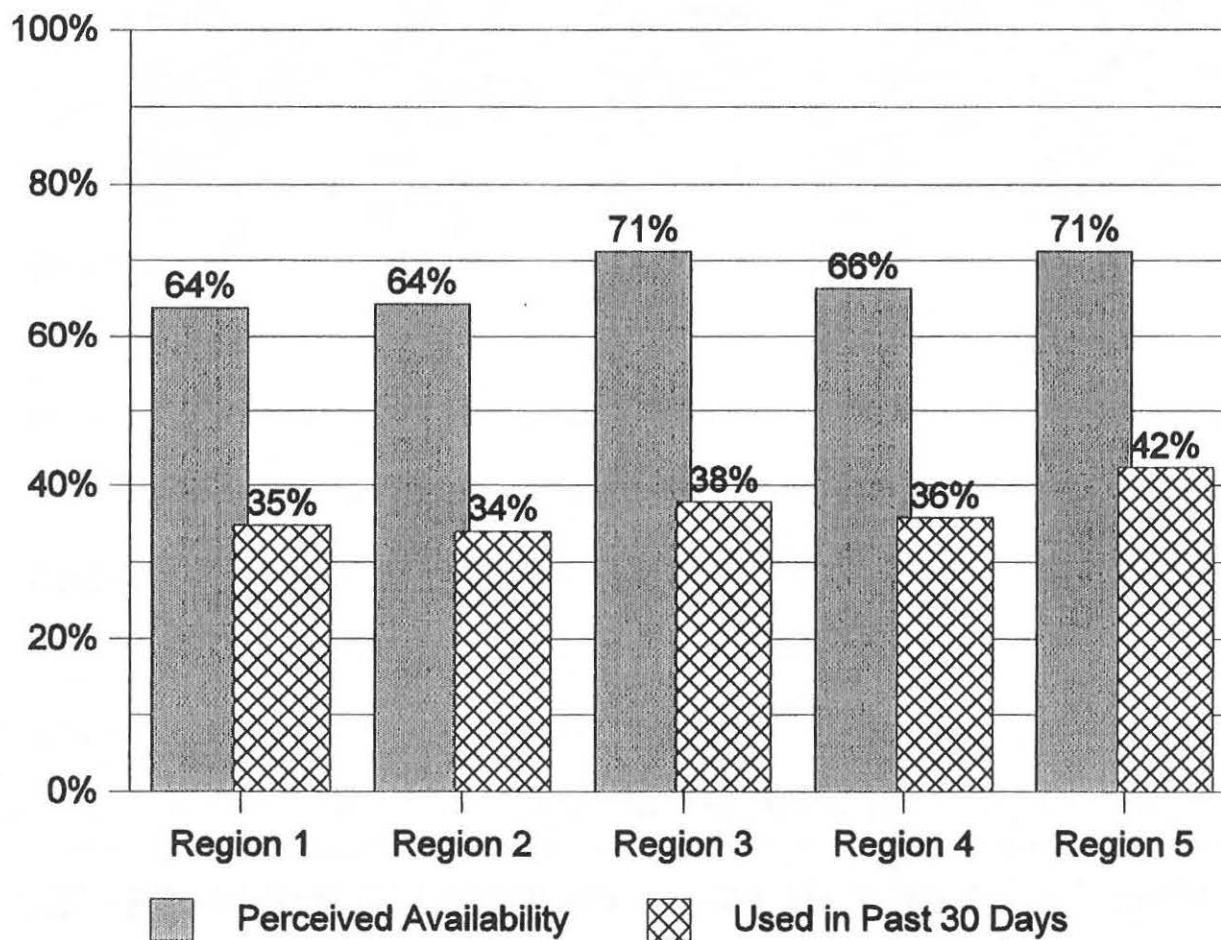


Figure 23. Excessive Drinking/Perceived Availability by OSA Region

Percent of grade 6-12 students who consumed 5 or more alcoholic drinks in a row in the past 2 weeks on one or more occasions and percent who feel it would be "sort of easy" or "very easy" to get alcohol.

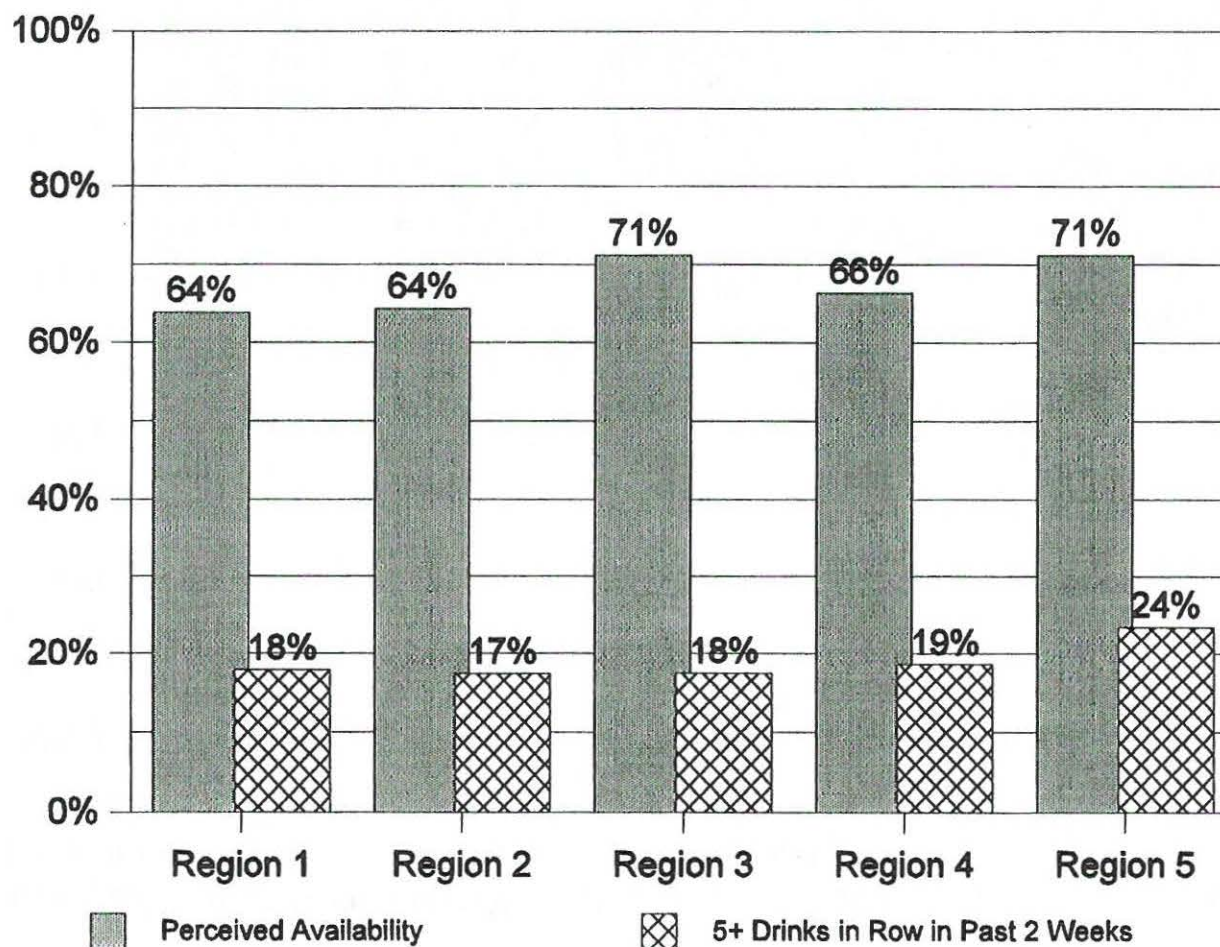


Figure 24. Marijuana Use/Perceived Availability by OSA Region

Percent of grade 6-12 students who have used marijuana at least one time in the past 30 days and percent who feel it would be "sort of easy" or "very easy" to get marijuana.

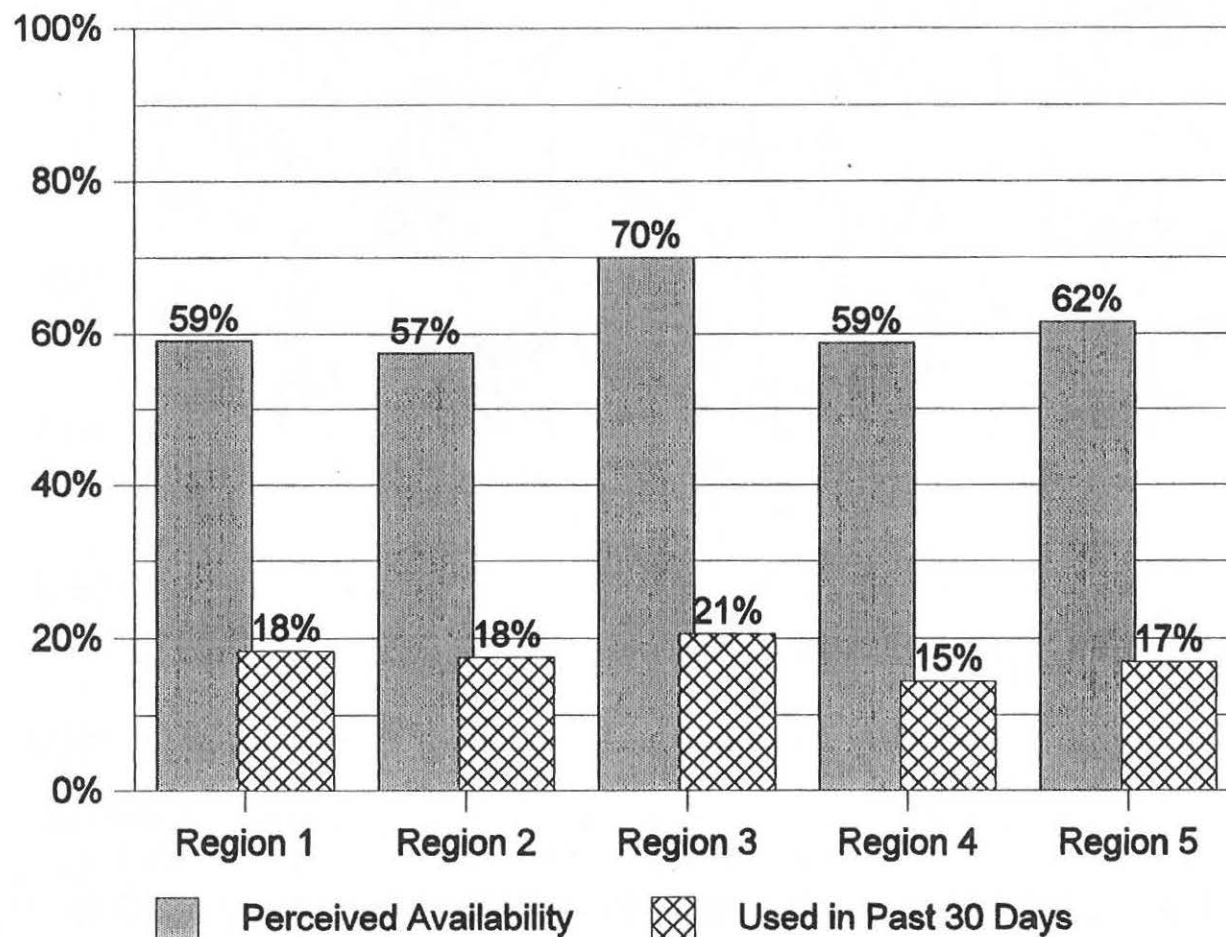


Figure 25. Alcohol Use/Perceived Availability by OSA Region - Grades 11-12

Percent of grades 11-12 students who have used alcohol at least one time in the past 30 days and percent who feel it would be "sort of easy" or "very easy" to get alcohol.

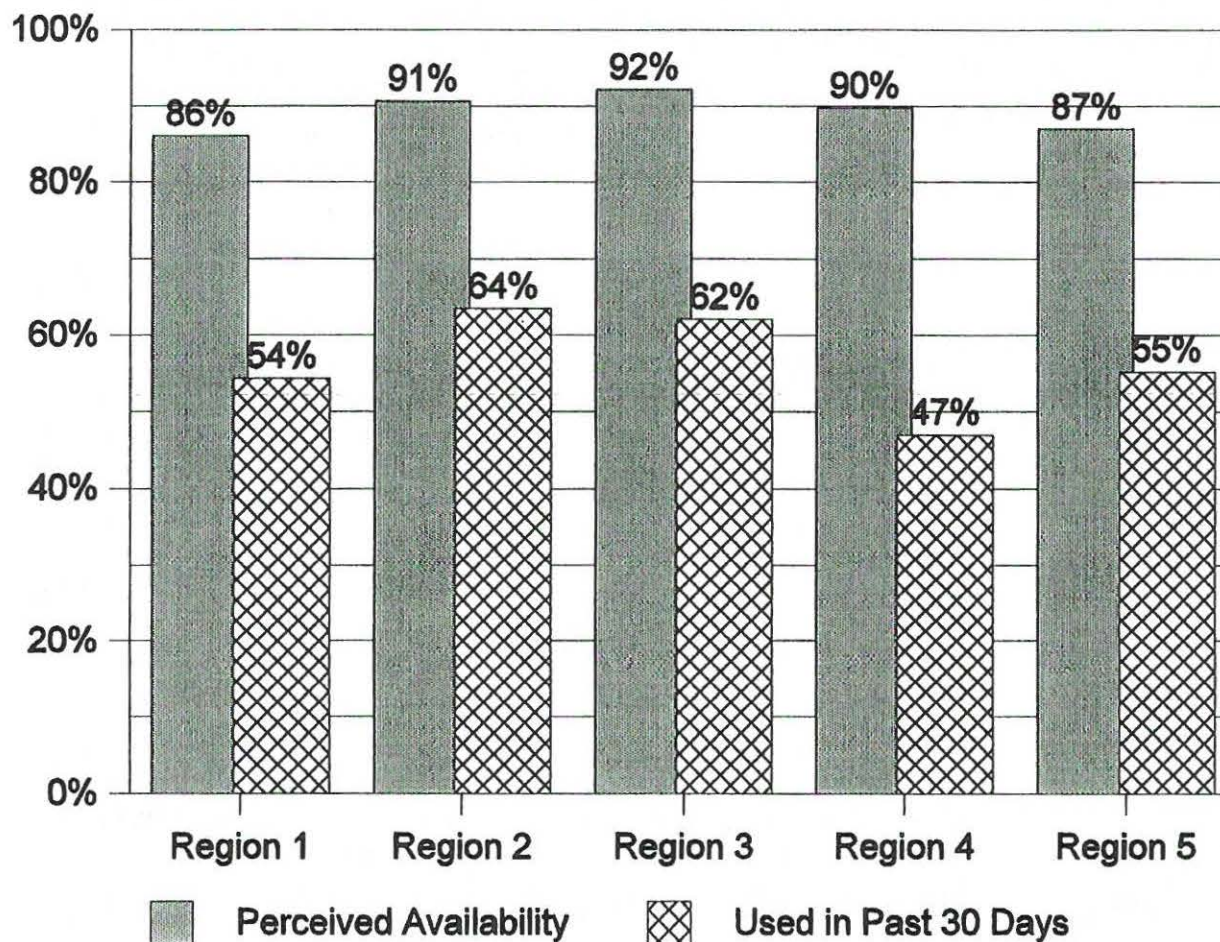
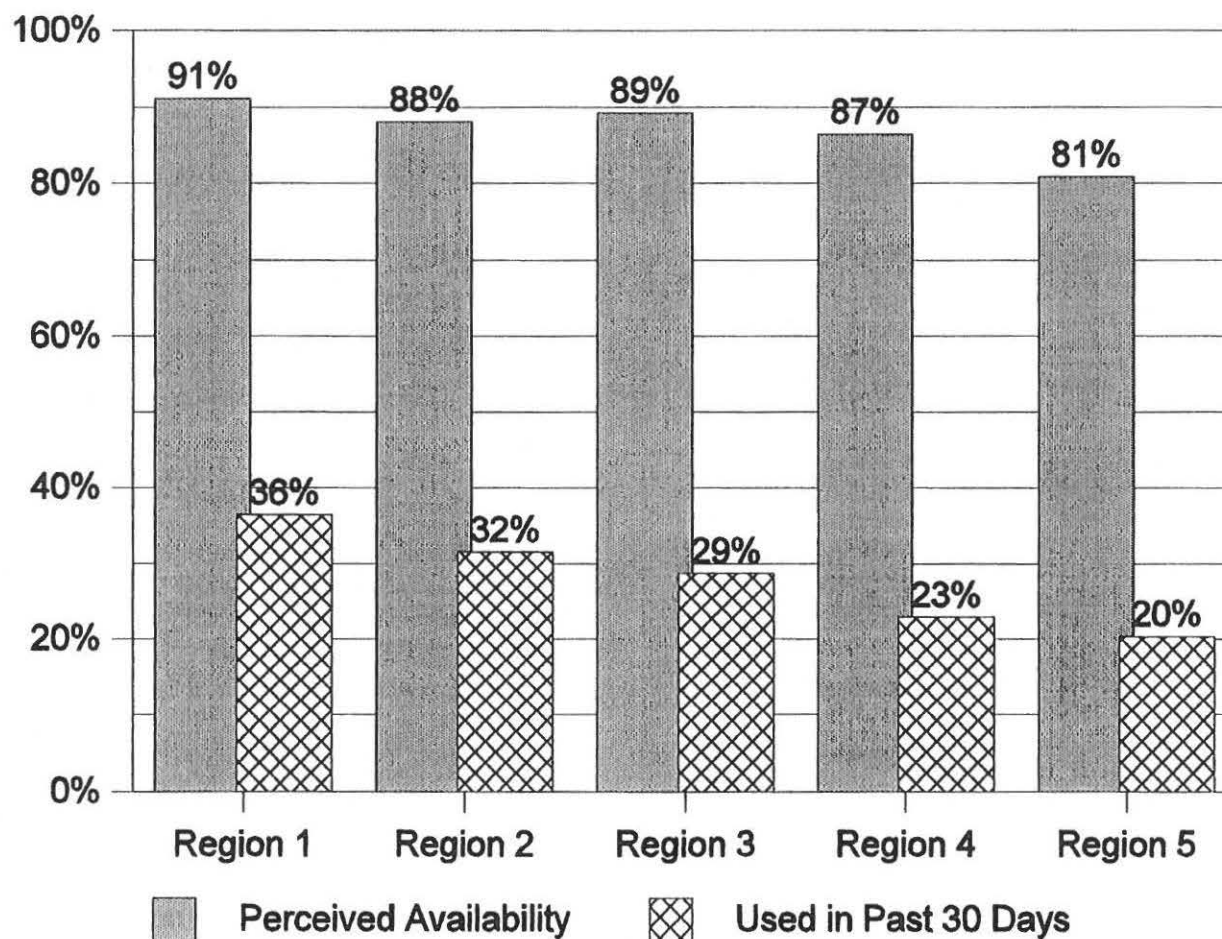


Figure 26. Marijuana Use/Perceived Availability by OSA Region - Grades 11-12

Percent of grades 11-12 students who have used marijuana at least one time in the past 30 days and percent who feel it would be "sort of easy" or "very easy" to get marijuana.



SECTION F

Violence Related Issues

This section presents results of questions regarding safety, handguns, and violent behavior. Data reflect both the attitudes of students towards violence, and the prevalence of violent activity among youths.

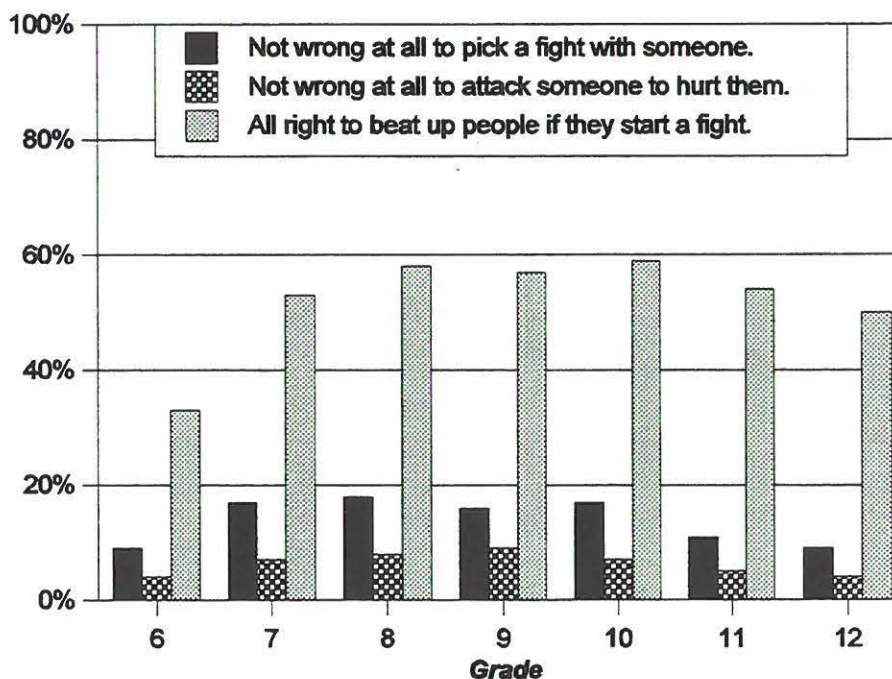
Safety - Perceptions of the Environment

I feel safe ("YES" or "yes")...

at my school	82%
in my neighborhood.	90%

A majority of students feel safe at school and in their neighborhood.

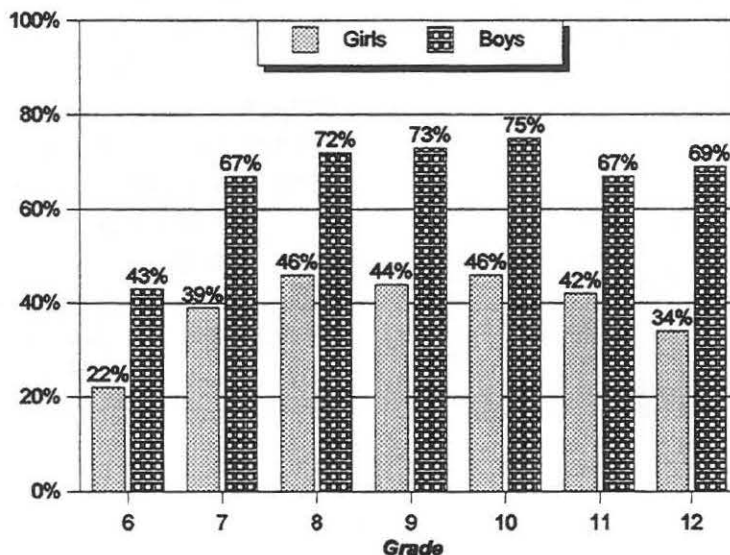
Acceptance of Violence



Percent of all 6-12th graders who...

<i>Answered "Not wrong at all" to pick a fight with someone.</i>	14%
<i>Answered "Not wrong at all" to attack someone with the idea of seriously hurting them.</i>	6%
<i>"All right to beat up people if they start a fight?" (answered "YES!" or "yes").</i>	52%

All right to beat up people if they start a fight.
(Percent answered "YES!" or "yes")



The proportion of boys who said it is all right to beat up people if they start a fight exceeded the proportion of girls who said the same in every grade surveyed.

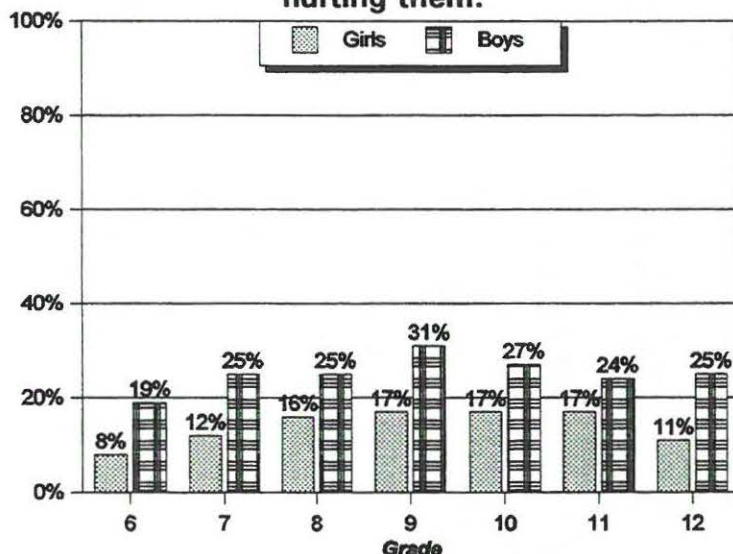
All right to beat people up if they start a fight ("YES!" or "yes").

By gender, 6-8th graders and 9-12th graders gave similar responses to this question.

	Grade Level	
	6 - 8	9 - 12
Girls	37%	42%
Boys	61%	71%

Violent Activity

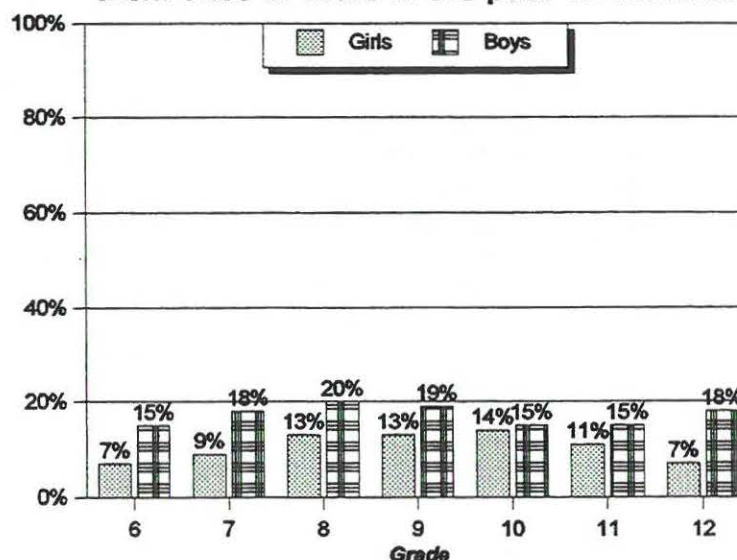
Ever attacked someone with the idea of seriously hurting them.



For each grade, the proportion of boys who have ever attacked someone with the idea of seriously hurting them is higher than the proportion of girls who have done the same. Fourteen percent of all 6-12th grade girls and 25% of all 6-12th grade boys have ever done so.

Recent (past 12 months) violent activity among boys was greater than girls. Eleven percent of 6-12th grade girls and 17% of 6-12th grade boys have, in the past 12 months, attacked someone with the idea of seriously hurting them.

Attacked someone with the idea of seriously hurting them once or more in the past 12 months.



Handguns

Ever carried a handgun.

	<i>Grade Level</i>	
	6 - 8	9 - 12
Girls	3%	2%
Boys	7%	9%

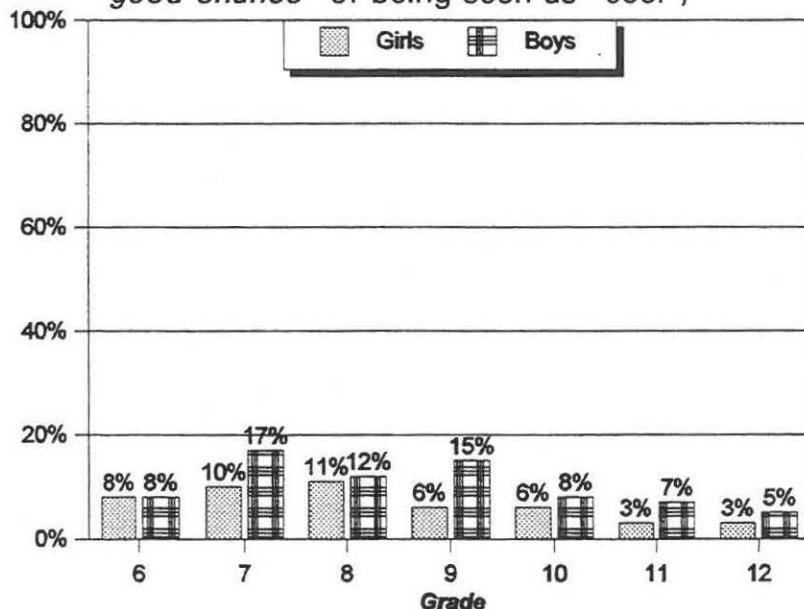
Carried a handgun to school in the past 12 months.

	<i>Grade Level</i>	
	6 - 8	9 - 12
Girls	1%	1%
Boys	2%	3%

Very few 6-12th graders have ever carried a handgun (5%), and fewer have carried a handgun to school in the past year (2%).

Would be seen as "cool" if carried a handgun.

(percent who said "Very good chance" or "Pretty good chance" of being seen as "cool")



Nine percent of all 6-12th graders said that the chance of being seen as cool if they carried a handgun were either "Very good" or "Pretty good." A greater proportion of lower grade students, compared to high school students, said they would be seen as cool if they carried a handgun -- 11% of all 6-8th graders compared to 7% of all 9-12th graders.

SECTIONS G - J

Risk and Protective Factors

G. Peer-Individual

H. Family

I. Community

J. School

A risk-focused approach to youth drug abuse prevention has led researchers and practitioners to give attention to certain "risk and protective factors." Hawkins, Catalano, and Miller (1992) identified a number of factors, which they believe to have an effect on substance use and abuse. Here we have arranged them into four broad categories: Peer-Individual, Family, Community, and School. Data speaking to each of these factor groupings are presented in the following four sections of this report.

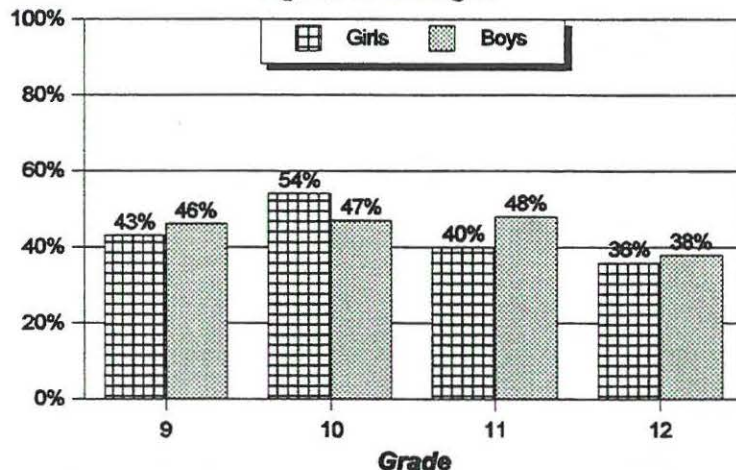
¹ J. David Hawkins, Richard F. Catalano, and Janet Y. Miller. (1992.) Risk and Protective Factors for Alcohol and Other Drug Problems in Adolescence and Early Adulthood: Implications for Substance Abuse Prevention. *Psychological Bulletin*, 112 (1), 64 - 105.

SECTION G

Risk and Protective Factors Peer-Individual

This section presents the results of students' self-reported behaviors and attitudes, such as age of first use of alcohol and marijuana, going to school drunk or high, and favorable attitudes towards cigarette, alcohol, and marijuana use. In addition, students' perceptions of their peers' activity is also presented.

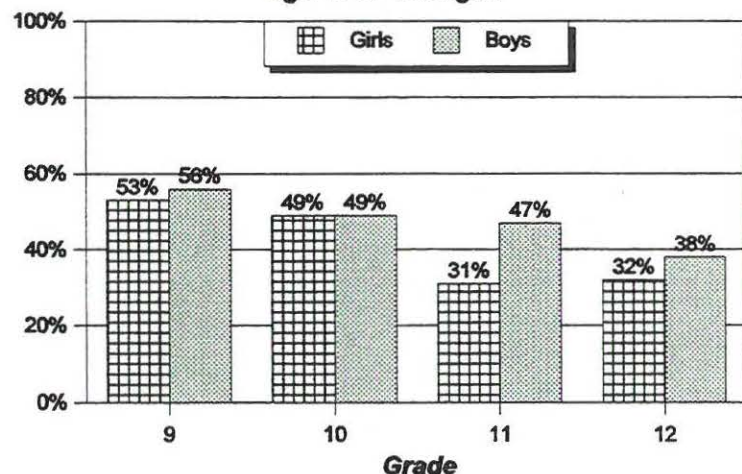
**First Smoked a Cigarette at
Age 13 or Younger.**



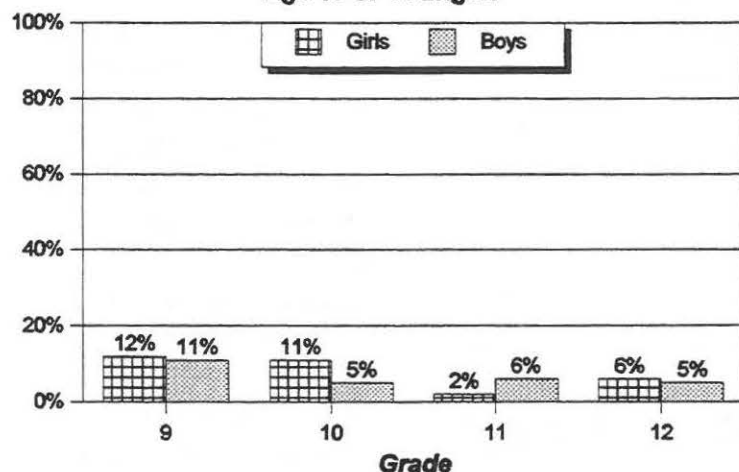
The proportion of 9th and 10th graders who have ever used cigarettes (*"even just a puff"*) by age 13 was slightly higher than 11th and 12th graders -- 48% of all 9-10th graders compared to 41% of all 11-12th graders. In comparing grade-by-grade responses to this question, no large gender differences were found.

The proportion of 9th and 10th graders who have ever drunk alcohol (*"more than a sip or two"*) by age 13 was higher than 11th and 12th graders -- 52% of all 9-10th graders compared to 38% of all 11-12th grades. The difference between girls and boys is large only in grade 11: 47% of all 11th grade boys and 31% of all 11th grade girls have drunk alcohol by age 13.

**First Drank Alcohol at
Age 13 or Younger.**



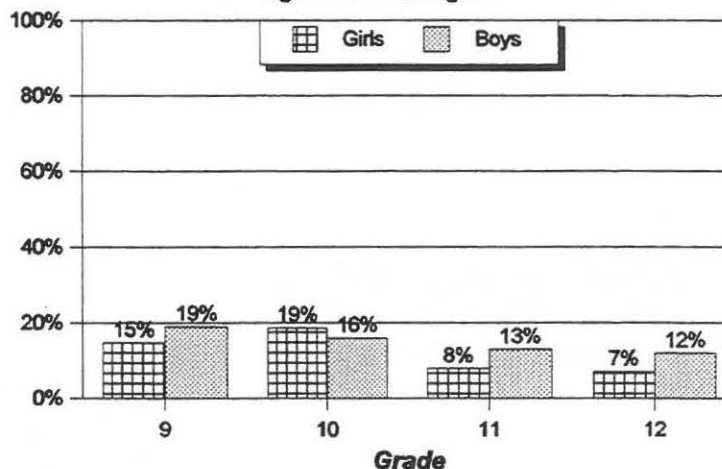
**First Began Drinking Regularly at
Age 13 or Younger.**



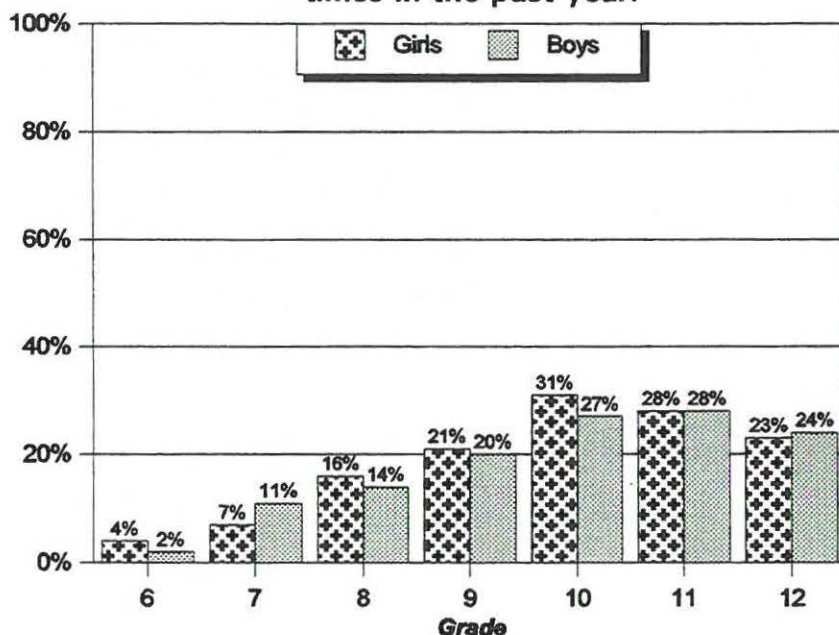
The proportion of high school students who began drinking alcohol on a regular basis (*"at least once or twice a month"*) by the age of 13 was low for all grades -- 8% of all 9-12th graders began drinking regularly at age 13 or younger.

As with cigarettes and alcohol, a higher proportion of 9th and 10th graders used marijuana by the age of 13 than 11th and 12th graders -- 17% of all 9-10th graders compared to 10% of all 11-12th graders. Girls and boys showed little difference in grade-by-grade comparisons.

**First Used Marijuana at
Age 13 or Younger.**



Been drunk or high at school one or more times in the past year.



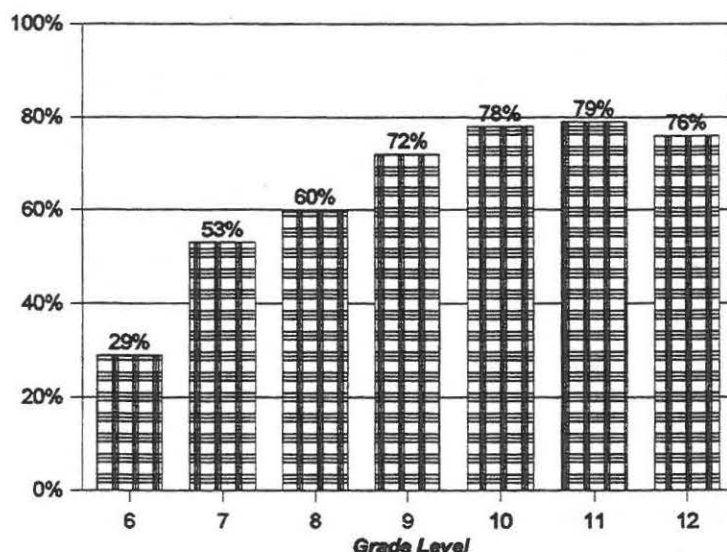
Students were asked how many times in the past year (past 12 months) they had been drunk or high at school. No mention was made of the setting (e.g., after school function, in class, on campus after school hours). Differences between the proportions of girls and boys who had done so were not large for any grade.

Been drunk or high at school one or more times in the past year.

Sixteen percent of all 6-12th graders have been drunk or high at school in the past year.

	Grade Level	
	6 - 8	9 - 12
Girls	9%	24%
Boys	9%	25%

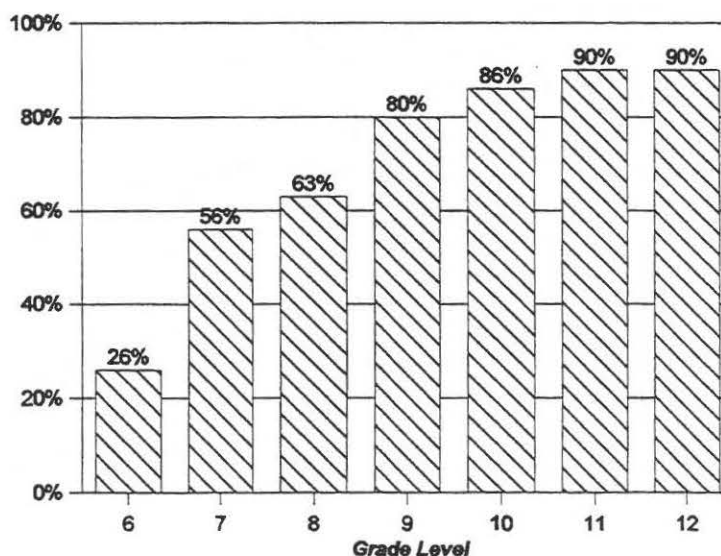
One or More of Four Best Friends Has Smoked Cigarettes in the Past Year



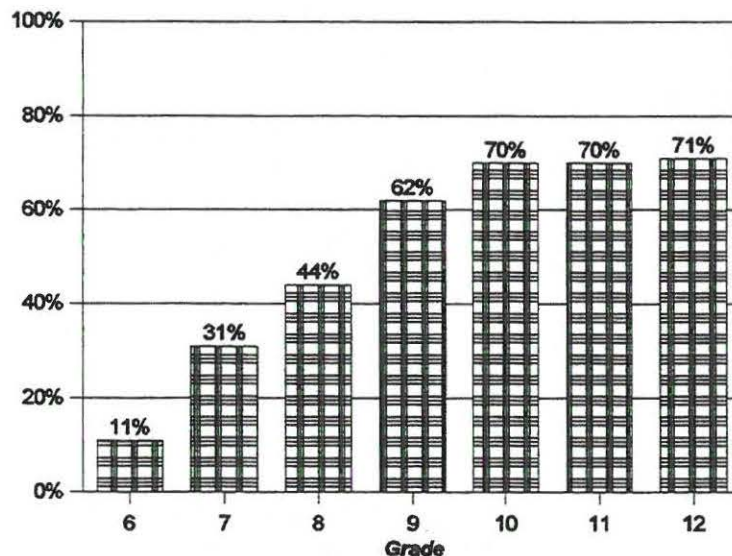
Students were asked to consider the actions of their four best friends ("the friends you feel closest to"), over the past year (defined as the past 12 months). Forty-eight percent of 6-8th graders and 76% of 9-12th graders know one or more persons they consider a best friend who has smoked cigarettes in the past year. More girls than boys know a close friend who has smoked in the past year -- in 6-8th grades 50% of girls compared to 45% of boys, and in 9-12th grades 80% of girls compared to 72% of boys.

One or More of Four Best Friends Has Tried Alcohol When Their Parent's Didn't Know About It in the Past Year

Two-thirds of all 6-12th graders have a best friend who has tried alcohol without their parents' knowledge in the past year. One half of all 6-8th graders and 86% of all 9-12th graders know at least one person they consider to be a best friend who has drunk in the past 12 months without parents knowing about it.



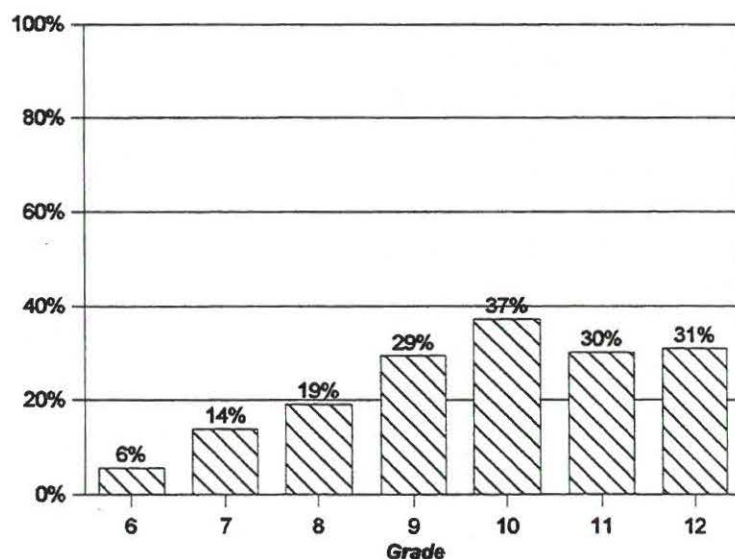
One or More of Four Best Friends Has Used Marijuana in Past Year



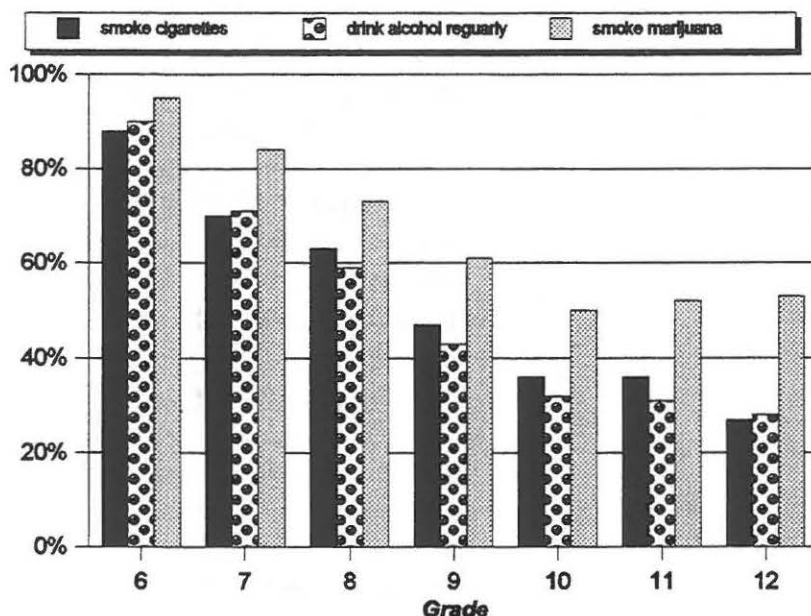
Among 6-12th graders, 46% have one or more close friends who have used marijuana in the past year. Twenty-nine percent of 6-8th graders and 68% of 9-12th graders have a friend who has smoked marijuana in the last 12 months.

One or More of Four Best Friends Has Sold Illegal Drugs in Past Year

Twenty-two percent of all 6-12th graders know someone they consider to be one of their four best friends who has sold illegal drugs in the past year. Among the 6-8th graders, 13% have a best friend who has sold drugs; among the 9-12th graders, 32% have a best friend who has sold drugs. Slightly more boys compared to girls have a friend who has sold drugs in the past year.



"It is wrong is it for someone (my) age to:"
(percent who answered "Wrong" or "Very Wrong")



About 90% of all 6th graders feel it is wrong ("Wrong" or "Very Wrong") for someone their age to smoke cigarettes, drink alcohol regularly, or smoke marijuana. Less than 30% of all 12th graders think it is wrong for someone their age to smoke cigarettes or drink regularly, and 53% said marijuana use is wrong.

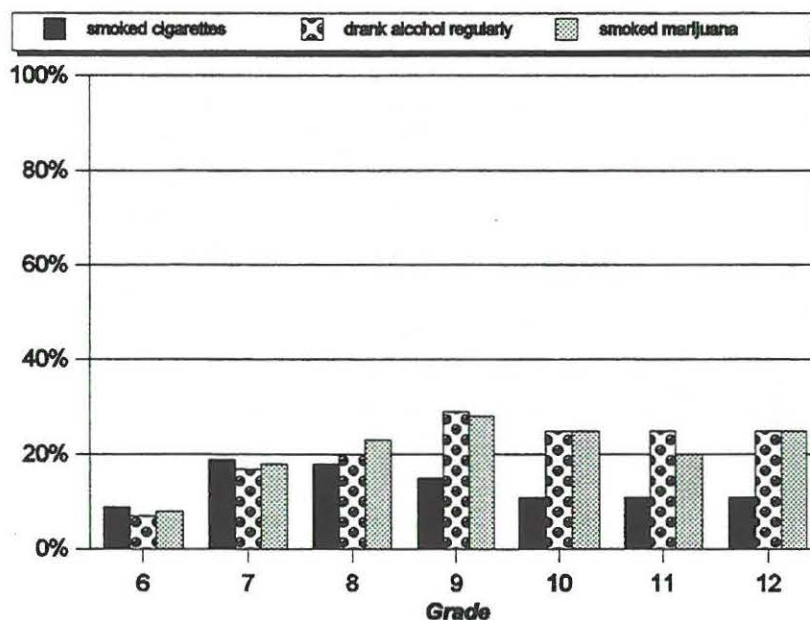
"It is 'Wrong' or 'Very Wrong' for someone (my) age to:"

	Grades 6-8	Grades 9-12
smoke cigarettes	72%	34%
drink alcohol regularly	72%	37%
smoke marijuana	84%	54%
use (other) illegal drugs	92%	85%

Most of the 6-12th grade students surveyed said illegal drug (besides cigarettes, alcohol, and marijuana) use by someone their age is wrong.

"(I) would be seen as cool if (I):"

(percent who answered "Very good chance" or "Pretty good chance")



Fourteen percent of 6-12th graders said the chances of being seen as cool if they smoked cigarettes were either "Very good" or "Pretty good." A slightly greater proportion of 6-12th graders (20%) said they would be seen as cool if they began drinking alcoholic beverages regularly (at least once or twice a month); the same proportion (20%) said they would be seen as cool if they smoked marijuana.

"Chances 'Very good' or 'Pretty good' (I) would be seen as cool if (I):"

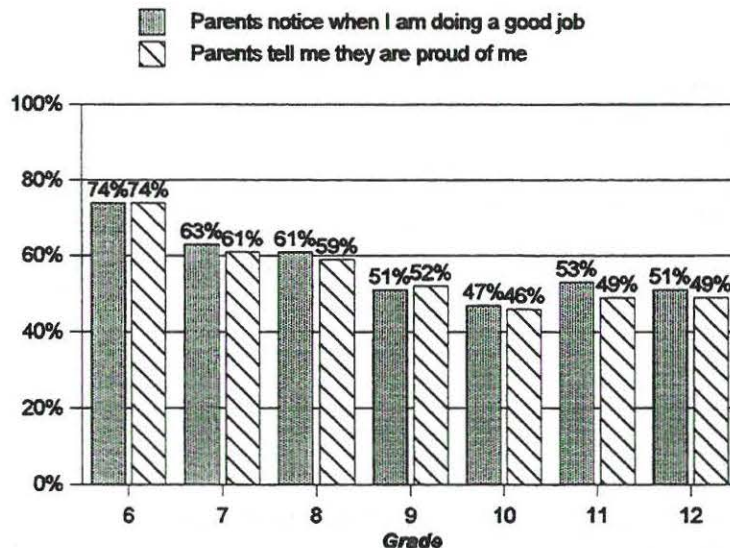
	Grades 6-8	Grades 9-12
smoked cigarettes	16%	12%
began drinking alcohol regularly	15%	26%
smoked marijuana	17%	20%

SECTION H

Risk and Protective Factors Family

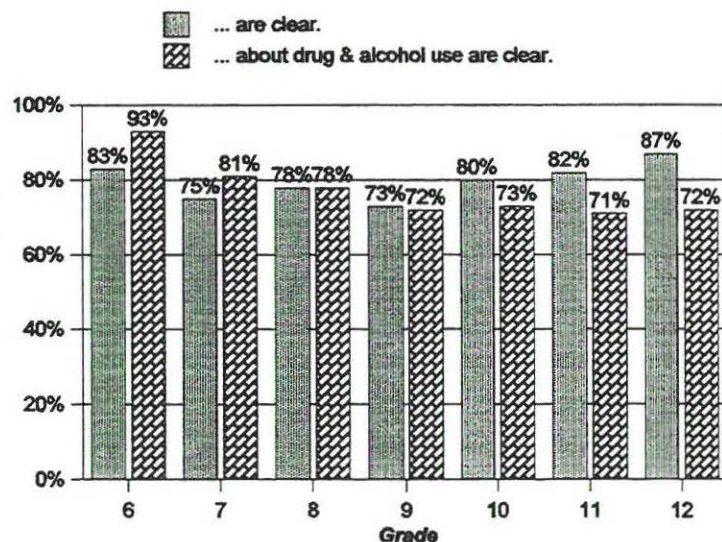
This section presents responses to questions that address issues of family support and family attitudes towards substance use.

Parental Support and Encouragement (% who answered "Often" or "All the time")



Approximately 65% of 6-8th graders said that either "Often" or "All the time" their parents notice when they are doing a good job and let them know about it. The same proportion (65%) of 6-8th graders said that their parents tell them they are proud of them for something they have done. About 50% of all 9-12th graders said that their parents notice when they are doing a good job, and about 50% also said that their parents tell them they are proud of them.

"In my family, the rules..." (% who answered "YES!" or "yes")



Seventy-nine percent of 6-12th graders said that the rules in their families are clear, and that their families have clear rules about drug and alcohol use.

Supervision & Honesty
(% who answered "YES!" or "yes")

<i>"When I am not at home, one of my parents knows where I am and who I am with."</i>	81%
<i>"It is important to be honest with your parents, even if they become upset or you get punished."</i>	77%

A majority of all 6-12th graders report that their parents know where they are and who they are with when they are not at home, and nearly as many feel that it is important to be honest with their parents.

Acceptance of Substance Use:
Parents - "How wrong do your parents feel it would be for you to:"
Self - "How wrong do you think it is for someone your age to:"
(% who answered "Wrong" or "Very Wrong")

	Grades 6-8		Grades 9-12	
	Parents	Self	Parents	Self
<i>drink regularly¹</i>	92%	73%	80%	56%
<i>smoke cigarettes</i>	94%	73%	81%	57%
<i>smoke marijuana</i>	97%	83%	91%	71%

The proportion of students who reported that their parents feel it is either "Wrong" or "Very Wrong" for the students to drink regularly¹, smoke cigarettes, or smoke marijuana decreases as grade level increases. In addition, compared to how they report their **parents** feel, fewer students reported that **they** think it is wrong for someone their age to drink regularly¹, smoke cigarettes, or smoke marijuana.

¹ (at least once or twice a month)

SECTION I

Risk and Protective Factors Community

This section presents the results of several questions which are intended to provide insight on students' attitudes towards the communities in which they live.

The following describes your neighborhood, or the area around which you live:
(% who answered "YES!" or yes)

crime and/or drug selling	20%
fights	20%
lots of abandoned buildings	8%
lots of graffiti	5%

A low proportion of students described their respective neighborhoods as containing crime and/or drug selling, fights, lots of abandoned buildings, or lots of graffiti.

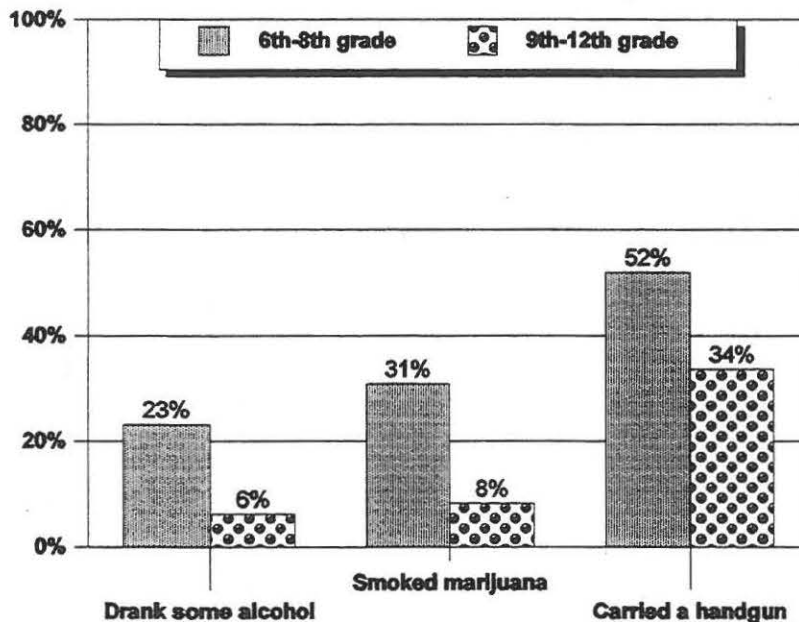
My Neighbors and Neighborhood
(% who answered "YES!" or yes)

There are people in my neighborhood, or the area around where I live:	
who are proud of me when I do something well.	47%
who encourage me to do my best.	50%
I like my neighborhood.	76%
I feel safe in my neighborhood.	90%

About half of all students said that there are people in their neighborhood who are proud of them when they do something well, and encourage them to do their best. Most students like the area where they live, and even more feel safe there.

**"If a kid did the following illegal activity in
your neighborhood, would he/she be caught
by the police?"**

(% who answered "YES!" or "yes")



Perceptions of being caught by the police for drinking alcohol, smoking marijuana, and carrying a handgun are higher among 6-8th graders, compared to 9-12th graders.

**"How wrong would most adults in your neighborhood, or the area
around where you live, think it is for kids your age to:"**

(% who answered "Very Wrong" or "Wrong")

	<i>Grades 6-8</i>	<i>Grades 9-12</i>
drink alcohol	81%	64%
smoke cigarettes	62%	47%
use marijuana	90%	81%

Among the 6-12th graders surveyed, about two-thirds (62%) said that adults in their neighborhood think cigarette smoking by kids is "Very Wrong" or "Wrong," nearly three-quarters (73%) said adults in their neighborhood see alcohol use among kids as wrong, and 86% said they think adults in their neighborhood feel that the use of marijuana by kids their age is wrong.

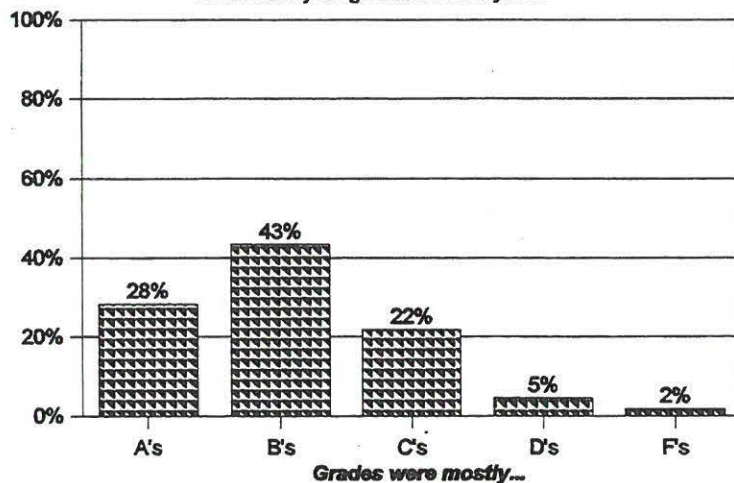
SECTION J

Risk and Protective Factors School

This section presents responses to questions regarding level of school commitment and academic performance.

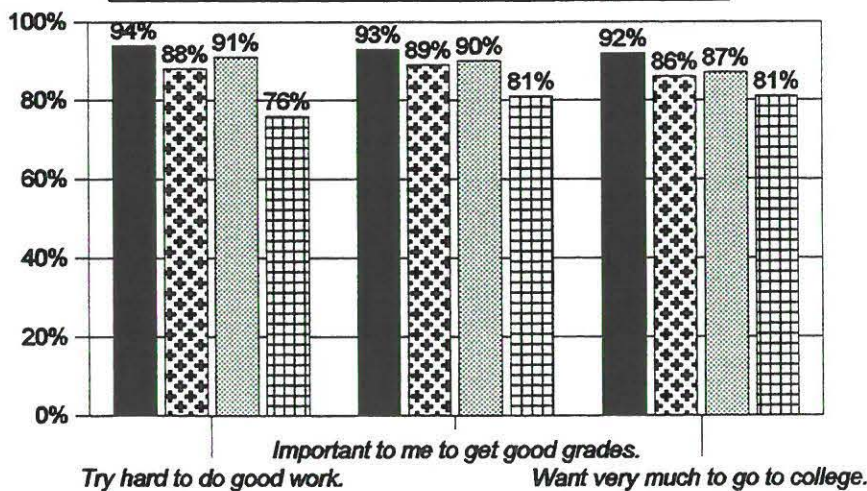
Self-Reported Grades

What were your grades like last year?

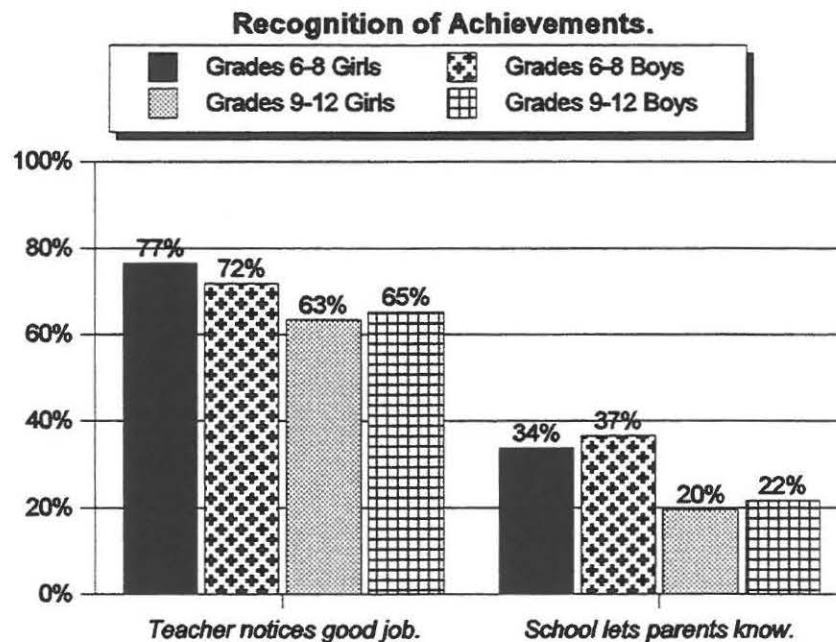


Nearly all students said that last year their grades were mostly As, mostly Bs, or mostly Cs. Only 7% said that their grades were mostly Ds or mostly Fs.

Commitment to School



Most students try to do well in school, feel it is important to get good grades, and that they want very much to go to college.



A higher proportion of 6-8th graders than 9-12th graders said that their teacher(s) notice when they are doing a good job and let them know about it -- 74% of 6-8th graders compared to 64% of 9-12th graders. In addition, more 6-8th graders said that their school lets their parents know when they have done something well -- 35% of 6-8th graders compared to 21% of 9-12th graders.

RECOMMENDATIONS A VIEW TOWARD THE FUTURE

by Dr. Robert Q. Dana

The recommendations advanced here are opinions based on the expertise of the project's Principal Investigator, Dr. Robert Q. Dana, and further enhanced by these data.

RECOMMENDED USES OF THIS REPORT

1. ***Program Planning.*** Data found in this report can be utilized to tailor program planning to specific needs of communities, schools, nonprofit organizations and agencies, and other entities.
2. ***Identification of Specific Prevention Needs.*** Whole state, regional, and county needs can be addressed by data-driven prevention initiatives.
3. ***Identification of Trends.*** This study contains items comparable to those in both the 1992 and 1995 statewide assessments of Maine 6-12th graders. Careful longitudinal analysis of the three studies may begin to suggest statewide trends. Researchers can also use this study, in conjunction with future evaluation efforts, to monitor changes in areas of particular interest.
4. ***Assistance in Resource Allocation Efforts.*** Identification of regional needs will provide a framework for allocation of scarce resources.
5. ***Understanding the Problems at Hand.*** The data may be used to help understand what factors among community organization, school climate, family support, peer influence, and individual issues explain the mechanisms behind initiation and maintenance of substance use behaviors.

POLICY RECOMMENDATIONS

1. Maine students in grades six through twelve use alcohol, tobacco products, and marijuana more frequently than any other category of drugs. **It is recommended** that time, money, and energies continue to be focused on the prevention of these complicated substance abuse behaviors.
2. Results of this study suggest that students believe in school and their teachers. **It is recommended** that schools be encouraged and supported in their current efforts to find solutions to substance abuse problems. Integration of healthy lifestyle, personal empowerment, and anti-drug use messages into the daily curriculum is a viable prevention effort which would not significantly change the school day or overburden already overworked educators.
3. Illegal behaviors and the normative belief structure among youth that "I can do this (behavior) and not get caught" cannot be tolerated. **It is recommended** that illegal behaviors result in arrests or, at a minimum, direct confrontation and a conference with parent(s)/guardian(s). The threat of detection and subsequent punishment is a powerful disincentive to use alcohol, tobacco products, or other drugs.
4. The level of marijuana use by students in grades 6-12 is alarming. While this study does not clarify the causes for this use pattern, **it is recommended** that drug abuse prevention experts continue to confront the "use is okay" messages of special interest groups that advocate the legalization of marijuana.
5. Community agencies, social service agencies, schools, and the Maine Office of Substance Abuse are working diligently to help parents keep their kids healthy, to make our communities healthy, and to reduce the prevalence and frequency of substance abuse by youths. **It is recommended** that funding for prevention initiatives -- spending money to prevent a problem from developing -- continue to be an important priority for the Maine Legislature and the Maine Office of Substance Abuse.
6. Parents and adult role models are a critical force in the lives of young people. Parenting skills training courses, community mobilization and development efforts, and drug education training for parents and students are important resources for Mainers. **It is recommended** that we continue to offer these services.

RECOMMENDATIONS FOR FUTURE RESEARCH

1. Data collection in studies like this should be planned early in the academic year for administration in the spring. **It is recommended** that efforts be made to coordinate the timing of these studies with other major student-centered research projects such as the Youth Risk Behavior Survey (YRBS) and the Maine Educational Assessment (MEA) studies. Such coordination would avoid problems related to subject availability and holiday/vacation periods.
2. Statewide monitoring and trend analysis of substance use patterns among school age children is of great importance. In order to continue the efforts of this study and also enable in depth trend analysis, **it is recommended** that future evaluation efforts contain questions comparable to those found in this study.
3. In order to increase the representativeness of the results of the studies, **it is recommended** that future evaluations exert special efforts to include high risk, but frequently neglected, groups (e.g., Native Americans, youths with disabilities, out of school youth, other minority status individuals).
4. In order to widen the utility of the studies, **it is recommended** that future assessments should include a treatment needs assessment component. This would decrease long term evaluation costs by eliminating the need to separately assess treatment and prevention needs.
5. **It is recommended** that schools and school districts be strongly encouraged to take part in these assessments. Active collaboration between schools and researchers can drastically decrease research costs while at the same time ensure the extent to which results can be generalized to the full population.
6. County level sampling is challenging due to the small number of schools in some of Maine's less populated counties. **It is recommended** that data collection occur at the regional level. Regional sampling provides a less costly alternative to county level sampling, and the use of this level of aggregation does not adversely impact the utility of the dataset.

APPENDICES

APPENDIX 1

Methodology

Questionnaire content and design

The questions were written by researchers representing a six-state consortium established to develop and conduct a family of studies aimed at assessing the states' program and resource needs for substance abuse prevention. The effort is part of the State Prevention Systems Program (SPSP) being implemented by the Center for Substance Abuse (CSAP) to ensure that Federal Substance Abuse Prevention and Treatment (SAPT) Block Grant funds are used to develop effective alcohol and drug abuse prevention programs. The questionnaire was slightly modified for use in Maine by including specific reference to the state by name and by including sampling and forms control information reflecting the Maine sampling design. The survey questionnaire was printed on an electronically scannable form prepared by Scantron, Inc., which had prepared forms for other states taking part in this six-state study.

Sample design

This study was designed to yield information about risk and protective factors in substance use among students in grades six through twelve in public and semi-private schools in Maine, while also permitting some region-level analysis. It used a modified multi-stage stratified cluster sample based on a grade and county sampling matrix in which all counties were included as primary sampling units. In each county, schools were selected proportional to their enrollment in the appropriate grades. Grades were selected within schools to assure representation of grade levels within counties. The number of students selected within grades was proportional to the expected number for that grade within the county; and students were randomly selected by the schools either by random selection of whole classrooms or from a student list, depending on the method preferred by the principal and school survey coordinator for that school. While the general parameters of the design were set by the needs of the Federal Center for Substance Abuse Prevention and the Maine Office of Substance Abuse, the details of the design and implementation were developed by the Margaret Chase Smith Center for Public Policy.

The sampling technique was intended to yield approximately 6,400 completed survey forms, with 400 completed forms in each county consisting of approximately 57 completed forms in each grade in each county.

Number of responding schools and students

Invitations to participate were issued to one-hundred twenty-one randomly selected schools, including those selected as replacements for those that initially declined participation, and fifty-five individual schools took part in the study. The number of students completing usable survey forms was 6,398, or about 6.0% of the 106,916 sixth through twelfth graders in Maine.

Weighting

The data resulting from the study were weighted to adjust for the varying size of school populations in the sixteen counties. The sample design called for approximately equal numbers of students to be selected from each county, while we know that some counties have much larger grade six through twelve enrollment than do other counties. The resulting data were statistically adjusted so that large and small counties are represented in the statewide results in proportion to their actual student population, not according to their size in the sample. These weighted data are used throughout this report, with the exceptions of the demographic data in *Section A, The Sample*, and the regional comparisons in *Section C, Prevalence*.

Participant recruitment and survey administration

The principal or headmaster and the superintendent of each selected school were sent a letter and a packet of materials describing the study, outlining the procedures to be followed, and requesting the participation of a given number of students in the study and the appointment of a designated school study coordinator. Participating schools were promised a school-specific report of the results of the study that would provide information useful in applying for substance abuse prevention grants or school program planning and evaluation.

A personal telephone call was made to recipients of the invitation letter. Because each school's situation is slightly different, care was taken to respect the individual schools' policies and procedures with respect to approving school and student participation in such studies.

When the administrator for a selected school declined participation, another school from the same county and grade level was randomly selected to supply the appropriate number of students at the selected grade level. Where refusals were encountered, they occurred primarily because a similar study had recently been conducted or was scheduled.

Participant recruitment and survey administration (continued)

Once a school's administrator(s) agreed to the school's participation, another packet of materials was sent to the survey coordinator for the school. This packet included further detail concerning study procedures and scheduling, including the procedures required by the University of Maine's Protection of Human Subjects Review Board to ensure parents' informed consent to the participation of their children in the study, and to ensure confidentiality of the students' individual responses.

A waiver of the documentation requirements for parental permission was obtained. The procedure used, commonly called "passive consent," required parents to return notification forms to the schools only if they wished to *decline* their children's participation. The waiver required that parents be provided specific materials explaining the study. These were included in the packet of materials sent to the schools for distribution to parents. A few schools required modifications to these materials, and a few opted for active consent protocols.

A local survey coordinator was appointed by each school's administrator. That person was responsible for using one of two methods to select randomly the students to take part, obtaining parental permission, scheduling the administration of the survey forms, assuring confidentiality according to instructions, and collecting the completed survey forms and unused forms and returning them in an appropriately sealed manner to the Margaret Chase Smith Center for Public Policy.

A set of instructions was sent to each survey coordinator describing the way in which the questionnaires were to be administered. Telephone calls to each survey coordinator were made in advance of the day the survey was to be administered, to provide final survey administration details, assure that the coordinator understood his or her responsibilities, and to answer any questions. The required procedures for protecting student confidentiality were emphasized in all contacts with the survey coordinator.

Copies of materials used to recruit schools, obtain informed consent, and distribute and collect the questionnaires are included in Appendix 2 of this report.

The survey was conducted between March and June of 1996.

Data entry and processing

Before submitting the students' completed answer forms to Exact Data Management, the project staff at the Margaret Chase Smith Center for Public Policy checked each one for unscannable entries and clearly frivolous response patterns, entered geographical identifiers, and logged form control information. The usable completed forms were boxed and sent to Exact Data Management for scanning and electronic data entry on disk.

The data disks were returned to the Margaret Chase Smith Center for Public Policy, where they were checked against the forms control logs for each school. The data were then checked for consistency and completeness and cleaned where appropriate. The sampling adjustment weights were calculated and applied, and sets of univariate and bivariate frequencies were produced.

APPENDIX 2

Supporting Materials Recruitment and Survey Administration Materials

Index of Materials

Superintendent Materials

Letter - original contact

Commonly Asked Questions... (short version)

Project Contacts

Letter of Support (Commissioner, Maine Department of Education; and Acting
Director, Maine Office of Substance Abuse)

Principal Materials

Letter - original contact

Commonly Asked Questions... (long version)

Principal Response Form

About Parent Notification...

Sample Parent Notification Letter

Sample Parent Notification Form

Parent Notification Sample Questions

Contact Person Materials

Survey Administration Instructions

Script for Survey Administrators and Student Assent

Inventory Sheet

Preparing for Survey Administration...

SUPERINTENDENT MATERIALS



UNIVERSITY OF MAINE

Land Grant University
Sea Grant College

**MARGARET
CHASE SMITH
C·E·N·T·E·R**
for Public Policy

5715 Coburn Hall
Orono, ME 04469-5715
207-581-1646
Fax: 207-581-1266

March 6, 1996

Superintendent James Jones
MSAD 0000
School Street
Anytown, ME 00000

Dear Superintendent Jones:

We want you to know that a school in your system has been selected for participation in a large, statewide survey of substance use, *An Evaluation of Risk and Protective Factors Regarding Substance Use and Abuse in Students Grades 6-12*.

A prevalent issue in schools today, tobacco, alcohol, and other drug use is no longer confined to a few "problem" students. In order to provide effective programs and to monitor trends, the Maine Office of Substance Abuse (OSA) conducted statewide studies in 1988 and 1992. In conjunction with the University of Maine's Student Health and Prevention Services and the Margaret Chase Smith Center for Public Policy, OSA continued the effort with the 1995 study, *An Evaluation of Risk and Protective Factors Regarding Substance Use and Abuse in Students Grades 6-12*. The 1995 study showed that statewide:

- ▶ 26% of all 8th graders and 57% of all 12th graders report having used marijuana at least once;
- ▶ 20% of all 7th graders and 30% of all 8th graders report having used inhalants at least once;
- ▶ over 28% of all 12th graders report being drunk or high at school in the past year.

To maintain a clear understanding of the nature and extent of substance use among Maine's youth, OSA will conduct this study again this year. Approximately 7,500 students from grades 6-12 throughout the state are expected to participate.

Anytown High School was identified among the schools selected by a random-sample design drawn by researchers at the University of Maine. We are sending a letter and information packet to the school principals asking for cooperation.

What you should know:

Completing this pencil and paper survey poses no risk to your students. Survey procedures have been designed to protect your students' privacy and allow for anonymous participation. No student will ever be mentioned by name in our report of the results.

Participation is completely voluntary. Students may choose not to answer any given question. In addition, schools are asked to send a Consent Form (provided upon request) home to inform parents of the survey and provide the option of excluding their child from participating.

The survey administration will take no more than one class period to complete. The survey administration will be directed by the Margaret Chase Smith Center for Public Policy at the University of Maine and carried out by local contact persons from the school, supported by University of Maine staff if necessary. The Smith Policy Center staff will make arrangements for scheduling the survey that are convenient for your school.

Participating schools will receive a summary of results by the start of the fall 1996 term. The analysis prepared for each school or grouping of schools will highlight important results for that unit in a customized report. It may be necessary to group schools together where there are small numbers of respondents to protect student confidentiality.

The period for administration of the survey is expected to be the months of April and May. Additional information is enclosed, including a description of survey administration procedures.

If you have any further questions, please contact Dr. Robert Q. Dana, Associate Director of Student Health Services, University of Maine, at (207) 581-4031; Suzanne K. Hart, Research Associate at the Margaret Chase Smith Center for Public Policy at (207) 581-1631; or Marcey McHatten, Research Assistant at the Margaret Chase Smith Center for Public Policy at (207) 581-1528.

Sincerely,

Dr. Robert Q. Dana
Associate Director
Student Health and Prevention Services

Suzanne K. Hart
Research Associate
Margaret Chase Smith Center for Public Policy

3 enclosures

*An Evaluation of Risk and Protective Factors Regarding
Substance Use and Abuse in Students Grades 6-12, 1996*
Commonly Asked Questions

Q. Why is the survey being conducted?

A. Maine is one of six states receiving grants from the United States Center for Substance Abuse Prevention. Researchers at the University of Maine, led by Dr. Robert Dana, and the Maine Office of Substance Abuse (OSA) will use the results from the survey to help determine the extent to which teenagers use and abuse drugs, alcohol, and tobacco, and to develop education programs and other strategies to help reduce these behaviors.

Q. Are sensitive questions asked?

A. Some questions may be considered sensitive. Substance use and abuse is a major health problem. An effective method of measuring the extent to which adolescents are at risk is to ask them questions about these behaviors. Questions about family behaviors and attitudes are also included. In recognition of these sensitive topics, questions are presented in a straightforward and sensitive manner. There is no physical test or exam involved.

Q. Will student participation be anonymous? Will student privacy be protected?

A. Yes. Survey administration procedures have been designed to protect student privacy and allow for anonymous participation.

Q. Will certain students be surveyed again to see how their behavior changes?

A. No. It will be impossible to track students who participate because no identifying information will be collected. Students never put their names or any identifying number on their booklets.

Q. How were the schools selected?

A. In order to ensure a representative sample of Maine students, schools and students were selected using systematic random sampling procedures which took into consideration geographical region and size of school. About 7,500 students are expected to participate.

Q. How long will it take to fill out the questionnaire?

A. One class period (approximately 50 minutes) is needed for completing the pencil and paper questionnaire, which consists of multiple-choice questions. There is no physical test or exam involved.

*An Evaluation of Risk and Protective Factors Regarding
Substance Use and Abuse in Students Grades 6-12, 1996*
Project Contacts

Project Director
Dr. Robert Q. Dana
Associate Director
Student Health and Prevention Services
5721 Cutler Health Center
University of Maine
Orono, Maine 04469-5721
(207) 581-4031

Suzanne K. Hart
Research Associate
Margaret Chase Smith Center for Public Policy
5715 Coburn Hall
University of Maine
Orono, Maine 04469-5715
(207) 581-1631

Marcey McHatten
Research Assistant
Margaret Chase Smith Center for Public Policy
5715 Coburn Hall
University of Maine
Orono, Maine 04469-5715
(207) 581-1528



Angus S. King, Jr.
Governor

Wayne L. Mowatt, Ed.D.
Commissioner

DEPARTMENT OF EDUCATION

Telephone (207) 287-5800
TDD (207) 287-2550

January 10, 1996

MEMORANDUM

TO: Selected Superintendents of Schools, Elementary & Secondary School Principals, Teachers, and Staff

FROM: Wayne L. Mowatt, Ed.D., Commissioner, Department of Education *WLM*
Marlene McMullen-Pelsor, Director, Maine Office of Substance Abuse *MP*

SUBJECT: Maine Schools Selected for the 1996 State of Maine School Survey of Alcohol and Other Drug Use

We encourage you and your students to participate in the 1996 State of Maine School Survey of Alcohol and Other Drug Use sponsored by the Maine Office of Substance Abuse. Conducted for the first time in 1988 and again in 1992 and 1995, the study has given us solid information about the extent of substance use and abuse among students in Maine's public schools. With the addition of the 1996 survey data, we will be able to see changes in students' substance using behavior. This information will help us plan and evaluate substance abuse prevention and education programs during the next few years. It will also provide you with key information about the nature and extent of substance abuse among the students in your schools.

In return for your participation, you will receive a report describing you school's or district's results, which will be invaluable in assisting you and adolescent health professionals in your area to plan and fund local substance abuse efforts. This data can also be used to satisfy the requirements for the Title IV sections of your school's I.A.S.A. application.

Additionally, Maine is one of six states selected to participate in a consortium study funded by the Center for Substance Abuse Prevention. The student survey is an important element of this project in that Maine will contribute its results to a national data bank, which will be analyzed in part to set the tone for national substance abuse prevention policy.

Page Two

In Maine, the study is being directed by Dr. Robert Q. Dana, Associate Director of Student Health and Prevention Services at the University of Maine. The research staff of the Margaret Chase Smith Center for Public Policy at the University of Maine is administering the study.

We are satisfied that the study will be carried out with every consideration for the busy schedules of your staff and students. Procedures are in place to inform parents and students of the nature of the survey study as well as to ensure voluntary participation and confidentiality of individual responses.

We fully endorse this effort and urge your cooperation. Should you have questions, please contact Dr. Dana at the University of Maine (tel: 581-4016).

WM/MMP/klv

PRINCIPAL MATERIALS



UNIVERSITY OF MAINE

Land Grant University
Sea Grant College

MARGARET

CHASE SMITH

C·E·N·T·E·R

for Public Policy

5715 Coburn Hall
Orono, ME 04469-5715
207-581-1646
Fax: 207-581-1266

February, 1996

Principal Richard Richardson
Anytown High School
School Street
Anytown, ME 00000

Dear Principal Richardson:

Your school has been randomly selected for participation in a large, statewide survey of substance use. This study, *An Evaluation of Risk and Protective Factors Regarding Substance Use and Abuse in Students Grades 6-12*, is being conducted by the Maine State Office of Substance Abuse in conjunction with the University of Maine's Student Health and Prevention Services and the Margaret Chase Smith Center for Public Policy. Approximately 6,500 students from grades 6-12 throughout the state of Maine will be asked to participate in this study.

You will receive a copy of the final report produced for this project.

In order to make the sample representative, we ask that all 9th grade students at your school complete a pencil and paper anonymous survey.

Designating a contact person. We ask that you use the enclosed form to designate a contact person at your school, such as a teacher, staff person, health educator, school nurse or teacher's aid, who will act as the project liaison between your school and the Smith Policy Center. This person will be in charge of and supervise the administration effort at your school. We will provide all materials and complete instructions and training for survey administrators. If your staff is not able to administer the survey, we would be willing to discuss alternative administration with you.

Providing appropriate space. Your school will need to provide room/s or classroom/s in which the survey is to be conducted. In most cases, the room of the students' regularly scheduled class will be fine.

A report for your school. In return for your school's cooperation with this study, assuming that appropriate numbers of students take part, you will receive a report of the results for your school and for the state as a whole. This report will contain the type of information that you need to consider in applications for funding under the Drug Free Schools program, or for other substance use or anti-smoking programs. The data should also be useful to you in your local planning and evaluation efforts.

Notifying parents. As the local school administrator, you will be responsible for notifying parents of students who are potential participants, in accordance with your school's protocol. We will provide the language for parental notification and are prepared to duplicate those letters for your school to use. In addition, we must ask you to include examples of survey questions with the parent notification form. We have included a sheet of sample questions for this purpose. This research project has been reviewed by the Institutional Review Board for the Protection of Human Subjects, which has approved these methods for obtaining informed consent.

Indicating school participation. We ask that you return to us the enclosed form indicating your interest in cooperating with this study. A self addressed stamped envelope is enclosed for this purpose.

If you have questions, please contact Dr. Robert Q. Dana, Associate Director of the University of Maine's Student Health and Prevention Services, (207) 581-4031; Suzanne K. Hart, Research Associate at the Margaret Chase Smith Center for Public Policy, (207) 581-1631; or Marcey McHatten, Research Assistant at the Margaret Chase Smith Center for Public Policy, (207) 581-1528.

A staff person from the Margaret Chase Smith Center will contact you soon to answer any questions and confirm your participation in this study.

Thank you for your cooperation. We hope that you will participate in this critically important research effort.

Sincerely,

Dr. Robert Q. Dana
Associate Director
Student Health and Prevention Services

Suzanne K. Hart
Research Associate
Margaret Chase Smith Center for Public Policy

Enclosures:

Principal Response Form

Sample Parent Notification Form, Sample Survey Questions & Supporting Literature (*About Parent...*)

Commonly Asked Questions

***An Evaluation of Risk and Protective Factors Regarding
Substance Use and Abuse in Students Grades 6-12, 1996
Commonly Asked Questions***

Q. Why is the survey being conducted?

A. Maine is one of six states receiving grants from the United States Center for Substance Abuse Prevention. Researchers at the University of Maine, led by Dr. Robert Dana, and the Maine Office of Substance Abuse (OSA) will use the results from the survey to help determine the extent to which teenagers use and abuse drugs, alcohol, and tobacco, and to develop education programs and other strategies to help reduce these behaviors.

Q. How will the data be used?

A. The most important use of the data for Maine will be in planning and evaluating the state's programs and services. The principal of each participating school will be sent a report of results for that school, providing sufficient numbers of students in that school participate. In addition, the Social Development Research Group (SDRG) of Seattle, Washington, has been contracted by the United States Center for Substance Abuse Prevention to act as the national coordinator for this project. SDRG will use data from the six participating states, including Maine, to monitor national trends and identify the most important risk factors associated with substance use and abuse. No individual schools or students will be identified in the national study.

The Maine Office of Substance Abuse will act as the repository of the Maine data. In the event that OSA is requested to release results beyond the scope of the planned reports, as a public agency they would be required to do so. However, data will never identify individual students.

Q. How many students and which grade levels from my school will participate?

A. You will be contacted within the next several weeks regarding the grade levels and number of students from your school to be surveyed. You will also receive instructions for selecting a random sample of students. Efforts will be made to accommodate class size and student availability.

Q. Are sensitive questions asked?

A. Some questions may be considered sensitive. Substance use and abuse is a major health problem. An effective method of measuring the extent to which adolescents are at risk is to ask them questions about these behaviors. Questions about family behaviors and attitudes are also included. In recognition of these sensitive topics, questions are presented in a straightforward and sensitive manner. There is no physical test or exam involved.

Q. Specifically, what types of questions will be asked?

A. As described above, the general scope of the survey is aimed at assessing the extent of alcohol, tobacco, and other drug use and abuse among Maine's adolescent population. In addition, risk factors associated with drug use and abuse will be explored. Specific question topics include:

- ▶ Use of alcohol, tobacco, and other drugs;
- ▶ Academic factors, such as attitudes towards school;
- ▶ Peer influence/interactions;
- ▶ Individual attitudes and behaviors;
- ▶ Family and community factors in substance use, such as parental attitudes toward certain illegal behaviors and the students' feelings of identification with the community.

*An Evaluation of Risk and Protective Factors Regarding
Substance Use and Abuse in Students Grades 6-12, 1996*
Commonly Asked Questions (page 2 of 2)

Q. What will I be responsible for doing? What will my staff need to do?

A. Survey administration will be directed by the Margaret Chase Smith Center for Public Policy and carried out by local contact persons from your school. You will need to designate a contact person (or persons) who is (are) willing to act as liaison between Smith Center staff and your school. In addition, you and your staff will be asked to provide the necessary rooms and to reserve the availability of the selected students for approximately one class period (approximately 50 minutes). The specific date and time of survey administration will be left to your discretion. If necessary, school contact persons will be supported by University of Maine staff.

Q. Will student participation be anonymous? Will student privacy be protected?

A. Yes. Survey administration procedures have been designed to protect student privacy and to allow for anonymous participation.

Q. Will certain students be surveyed again to see how their behavior changes?

A. No. It will be impossible to track students who participate because no personal identifying information will be collected. Students never put their names or any identifying number on their booklets.

Q. How were the schools selected?

A. In order to ensure a representative sample of Maine students, schools and students were selected using systematic random sampling procedures which took into consideration geographical region and size of school. About 7,500 students are expected to participate.

Q. How long will it take to fill out the questionnaire?

A. One class period (approximately 50 minutes) is needed for completing the pencil and paper questionnaire, which consists of multiple-choice questions.

Q. What will be done with the results?

A. Statewide results will be compiled and presented to the State Office of Substance Abuse (OSA) this fall. Statewide results will include comparisons by county, gender, and grade. No comparisons will be made between or among individual schools in any of our reporting of results. At the same time statewide results are released, a copy of the report's Executive Summary will be disseminated to schools by OSA. Interested schools may request a copy of the full report from OSA. The results of the study will be used by OSA and schools across the state to plan prevention and intervention programs and services. In addition, a raw data file, stripped of school identifiers, will be sent to the Social Development Research Group for use in the national study.

Q. Can I get a copy of the results?

A. Participating schools will receive a confidential summary of results by the start of the fall 1996 term. Where there are small numbers of respondents, it may be necessary to group schools together by geographical region to protect student confidentiality. The analysis prepared for each school or grouping of schools will present study results by grade and gender for that unit in a customized report.

***An Evaluation of Risk and Protective Factors Regarding
Substance Use and Abuse in Students Grades 6-12, 1996
Principal Response Form***

**TO: The Margaret Chase Smith Center for Public Policy
Attn: Marcey McHatten**

**FR: Principal Richard Richardson
Anytown High School**

We are pleased to participate in the 1996 statewide research project *An Evaluation of Risk and Protective Factors Regarding Substance Use and Abuse in Students Grades 6-12*. I have read the enclosed information, and I understand that I will soon receive instructions on the exact number of students and grade levels to be surveyed.

Signature: _____

Date: _____

The designated **contact person** for our school is:

Name: _____

Telephone: _____

Best time
to call: _____

- () I have some questions regarding the study. I would like to discuss them before I commit to participating. Please contact me.

Person to
contact: _____

Telephone: _____

Best time
to call: _____

Please return this form in the enclosed postage-paid envelope to:
Margaret Chase Smith Center for Public Policy, 5715 Coburn Hall, University of Maine, Orono, ME 04469-5715

***An Evaluation of Risk and Protective Factors Regarding
Substance Use and Abuse in Students Grades 6-12, 1996
About Parent Notification Forms***

A sample Parent Notification Form is enclosed. Forms should be sent home with all students selected to take part in the upcoming survey administration at your school. ***Students will return these forms to you only if their parent/s or guardian objects to their participation.***

You may wish to duplicate these forms yourself. However, we are prepared to make sufficient copies for you under our letterhead if you wish.

In the event that a parent wishes a student be excused from participation, the student must be excused from the survey administration. As you know, this should be done in a way that does not embarrass or call attention to the student - either during the test administration or at any time after. We leave it to your discretion to determine a method to use in unobtrusively excusing students if and when necessary.

And, of course, it is important to stress to students that their participation in this study is completely voluntary - even if their parents do not return a copy of the Parent Notification Form, or give any other indication that he/she objects to his/her child's participation. It should be clear to students that their grades will not be affected by how they answer survey questions or by their choice to participate (or not participate) in the survey.

Students will not put their names on the survey, and none of the information about individual students will be revealed to the school or any other authorities, and it will not become a part of students' files.

We are confident that you and your staff members will handle these procedures and details with care. Thank you again for your assistance and commitment to the study. We appreciate your time and energies.

***An Evaluation of Risk and Protective Factors Regarding
Substance Use and Abuse in Students Grades 6-12, 1996
Sample Parent Notification Form***

(DATE)

Dear Parents:

Our school is one of the many schools selected statewide to participate in a research project. The study, *An Evaluation of Risk and Protective Factors Regarding Substance Use and Abuse in Students Grades 6-12*, is sponsored by the Maine State Office of Substance Abuse, in collaboration with the University of Maine Student Health and Prevention Services.

Students in our school are part of the statewide sample of 7,500 students who have been asked to complete the 45-minute survey. The survey will be administered by the Margaret Chase Smith Center for Public Policy, University of Maine, in the next few weeks.

The study results will be used to help plan substance abuse prevention programs in Maine. Some important facts about the survey:

1. **It is anonymous.** Students will not put their names or any other personal identifying information on the survey questionnaire. No one will be able to connect any individual student with his or her responses. School staff will not see any student's responses.
2. **Participation in the survey is voluntary.** Your son/daughter may decline to participate at any time or skip any questions they do not wish to answer.

Questions cover alcohol, drugs, tobacco, and family and community factors related to substance use and abuse. Sample questions are attached to this letter.

I feel that the survey is a worthwhile undertaking that will help create better, more effective programming to combat the problem of drug and alcohol use by youth in our community. I hope that you will agree to allow your child to participate in this statewide effort. If you agree, you need do nothing further. However, if for any reason you do not wish your child to participate, please complete and return the attached denial of permission slip to (NAME) by (DATE) and your child will be excused from participation.

Should you have any questions, please contact Dr. Robert Q. Dana at the University of Maine Student Health and Prevention Services, (207) 581-4031. You may call collect if necessary.

Thank you in advance for your cooperation.

Sincerely,

(PRINCIPAL)

Enclosures: *Sample Questions*
Parent Notification Form

*An Evaluation of Risk and Protective Factors Regarding
Substance Use and Abuse in Students Grades 6-12, 1996*
Sample Parent Notification Form

PARENT NOTIFICATION FORM

If you **AGREE** to allow your child to participate in the survey, **DO NOT RETURN** this form.

If you **DO NOT** wish your child to participate in the survey, please **SIGN AND RETURN** this form to (NAME) by (DATE).

[] *I have read and understand the attached information, including the sample questions, concerning the described survey. My child does not have permission to participate.*

Student's Name: _____
(Please print)

Grade: _____

Signature: _____
(Parent/Legal Guardian)

Date: _____

**An Evaluation of Risk and Protective Factors Regarding Substance Use and Abuse in
Students Grades 6-12, 1996**
Sample questions

About alcohol use:

On how many occasions have you had beer, wine, or hard liquor to drink in your lifetime?

0 occasions	10-19 occasions
1-2 occasions	20-39 occasions
3-5 occasions	40 or more occasions
6-9 occasions	

About drug use:

On how many occasions have you used cocaine or crack in your lifetime?

0 occasions	10-19 occasions
1-2 occasions	20-39 occasions
3-5 occasions	40 or more occasions
6-9 occasions	

About tobacco use:

Think of your four best friends (the friends you feel closest to). In the past year (the last 12 months), how many of your best friends have smoked cigarettes?

None	Three
One	Four
Two	

About community factors:

How much do each of the following statements describe your neighborhood, or the area around where you live?

Crime and/or drug selling	NO!	no	yes	YES!
Fights	NO!	no	yes	YES!
Lots of empty or abandoned buildings	NO!	no	yes	YES!
Lots of graffiti	NO!	no	yes	YES!

About family factors:

My parents want me to call if I am going to be late getting home.	NO!	no	yes	YES!
If you carried a handgun without your parents' permission, would you be caught by your parents?	NO!	no	yes	YES!
People in my family hardly ever lose their tempers.	NO!	no	yes	YES!

CONTACT PERSON MATERIALS

***An Evaluation of Risk and Protective Factors Regarding
Substance Use and Abuse in Students Grades 6-12, 1996
Survey Administration Instructions***

Please review the following instructions prior to survey administration.

Necessary Materials:

*adequate number of surveys
one copy of Script for Survey Administration per testing room used
at least one copy of Survey Codes poster per testing room used
blank sheets of paper for students to cover answers
extra #2 pencils*

Administration.

Prior to handing out the survey booklets, post the Survey Codes poster. Students must copy the listed codes on the front of their booklet. If you are unable to locate the Survey Codes poster, contact Marcey McHatten (581-1528) or Kim Spencer (581-1648) at the Margaret Chase Smith Center for the accurate codes for your school.

Protecting confidentiality.

It is essential that students are assured confidentiality. Therefore, we ask that you read the provided script as it is written. Stress to students that they are not to write their name anywhere on the survey booklet. After the survey has been administered, secure the completed surveys so that they are accessible to no one except the test administrator. At no time should anyone, including the test administrator, look at individual answers.

Excusing non-participants.

Please excuse those students who have chosen not to participate, or who refuse to complete the survey on the day of test administration, in a manner which is discrete and not embarrassing for them.

Returning the surveys.

Please return the completed surveys, any extra surveys not used (you may be charged for any unreturned surveys), and all accompanying materials within one day of the final survey administration. Do not include completed Parent Notification Forms. You may use the box in which the surveys were originally mailed to you. The box should be taped shut with packaging tape. The enclosed self-adhesive reply label requires no postage.

If you encounter any problems or have any questions prior to or on the day of testing, please contact:

*Kim Spencer, Project Secretary, Margaret Chase Smith Center, 581-1648; or
Marcey McHatten, Research Assistant, Margaret Chase Smith Center, 581-1528; or
Suzanne K. Hart, Research Associate, Margaret Chase Smith Center, 581-1631.*

*An Evaluation of Risk and Protective Factors Regarding
Substance Use and Abuse in Students Grades 6-12, 1996*
Script for Survey Administrators & Student Assent

Good morning/afternoon. This survey is being conducted by the University of Maine and the state of Maine Office of Substance Abuse. One of the responsibilities of the Office of Substance Abuse is to help schools provide students with information about behaviors that increase the risk of health problems now or in the future.

(STUDENT ASSENT)

I'd like to thank you for participating. Please remember, participation in this survey is strictly voluntary and your grades will not be affected, whether or not you complete the survey. You do not need to answer every question, and you may decline to participate at any point now or during the survey administration. The answers you give are very important. I ask that you read each question carefully and answer it based on what you really know or do.

I would like to emphasize that this is not a test of you or your school. In order to develop better education programs, it is helpful for educators and health officials to find out the level of knowledge of students like yourselves. It is also important to know about behaviors, including drug, alcohol, and tobacco use.

Throughout the entire survey process, I will maintain strict procedures to protect your privacy and allow for anonymous participation. Please do not write your name or your school name on the question booklet. Your answers are private. Results of this survey will never be reported by name or class.

When you are finished, I will collect your question booklet in this envelope/box. Now I am going to pass out the question booklets. Do not put your name on them, and do not begin working until I tell you to do so.

(DISTRIBUTE A SURVEY FORM & BLANK SHEET OF PAPER TO EACH STUDENT.)

Use only a #2 or HB pencil to fill out your answers. Do not use a pen or another type of pencil. Please raise your hand if you do not have a #2 pencil.

(PROVIDE STUDENTS WITH NO. 2 PENCILS IF NECESSARY.)

Now I would like you to look at the cover of your question booklet. Before you begin, please copy the numbers posted on the board (*Survey Codes poster*) in the spaces labeled "location" and color in the appropriate ovals. In the space labeled "School District" copy the number ____, in the space labeled "Building" copy the number ____, and in the space labeled "Region" copy the number ____, and leave "county" blank. (See *Survey Codes poster for your school's codes.*) Be sure to darken the corresponding ovals. These numbers will be used to identify your school and county.

*An Evaluation of Risk and Protective Factors Regarding
Substance Use and Abuse in Students Grades 6-12, 1996*
Script for Survey Administrators & Student Assent, page 2 of 2

Now, turn your question booklet over to the back side. Under question #124, please write the name of the town or city where you live (*location of student's home - not necessarily same town/city as the school*).

Notice that for each question there is a series of ovals near the answers. For each question that you answer on the survey, choose just one answer which best fits what you know, feel, or do, then fill in the corresponding oval.

Only one oval should be filled in for each question on the answer sheet. Use the blank piece of paper you have also been given to cover your answers as you work.

You do not need to answer every question, and you may stop any time you wish, even if you have not completed the survey. When you are finished, please raise your hand and I will collect your questionnaire. We have the next 45 minutes for completing the survey, which means the survey will end at approximately (*time*). If you finish before that time... (*Dismissal process to be coordinated at your discretion, for example: stay seated and do not talk, go to regularly scheduled class, wait silently outside your next class. For important information regarding dismissal, see note at bottom of this page.*)

It is important that you answer the survey based on what you really know, believe, and do. Don't pick a response just because you think that's what someone wants you to say.

Open your survey booklet to question #1 and begin.

(AFTER ALL ANSWER SHEETS AND QUESTIONNAIRES ARE COLLECTED.)

I would like to thank you all for participating in the survey. The information you have provided will be used to develop better health education programs for students like yourselves all around the state.

If answering any of these questions has caused you any concerns or has caused you to become upset, please talk to someone you trust - a parent or guardian, teacher, (*insert name/s of school guidance counselor/s*), or any other person you feel comfortable with. If you would like to speak to me (*survey administrator*), please feel free to do so.

(IMPORTANT - IF STUDENTS ARE DISMISSED AS THEY FINISH, BE SURE TO READ THE PRECEDING PARAGRAPH TO ALL STUDENTS EITHER BEFORE OR IMMEDIATELY AFTER THE SURVEY ADMINISTRATION.)

***An Evaluation of Risk and Protective Factors Regarding
Substance Use and Abuse in Students Grades 6-12, 1996
Inventory Sheet***

School: Anytown High School

School District Code: 000

School Contact: Alice N. Chams

Building Code: 0000

Survey Administration Date/s: April 26, 1996

Region Code: 00

Number of students to be surveyed by grade:

Grade	6	7	8	9	10	11	12	Total
Students	NA	NA	NA	35	37	32	33	137

-
- ☐ 150 Test Booklets
- ☐ Return Mail Label
- ☐ Survey Administration Instructions
- ☐ Scripts for Survey Administrators
- ☐ Survey Codes posters
-

If you were sent insufficient numbers of **any** of the above materials, please contact the Margaret Chase Smith Center **immediately**:

*Marcey McHatten
Margaret Chase Smith Center
University of Maine
(207) 581-1528*

*Kim Spencer
Margaret Chase Smith Center
University of Maine
(207) 581-1648*

***An Evaluation of Risk and Protective Factors Regarding
Substance Use and Abuse in Students Grades 6-12, 1996
Preparing for Survey Administration***

How to Select Students

In order to ensure a random sample of students we ask you to use a systematic selection method. You may wish to select a few more students than we ask for in order to compensate for absentees and non-participants. Please use one of the following methods:

Interval sample - beginning at a random starting point (using, for example, a class list) select every n^{th} student, where $n = \text{the number of students on the list divided by the number of students needed (rounded if necessary)}$, until you reach an adequate number of students, wrapping around to the top of the list once you have reached the bottom.

Example: Suppose you must survey 60 10th grade students. Using class list of 350 students, start at a randomly selected name on the list, and include every 6th ($350/60 \approx 6$) until you reach 60.

Time period sample - select a time period of the day, and randomly select classrooms to be surveyed.

Example: Must survey 60 10th grade students. Randomly select an adequate number of 8 a.m. classrooms which contain 10th grade students. Students may be surveyed in the classroom or sent to a different room, such as the cafeteria or library.

Class subject sample - Select students in specific classes in which all students are equally likely to be enrolled, such as English or Study Hall.

Example: Must survey 60 10th grade students. Survey all 10th grade English classes.

How to Protect Student Confidentiality

We recognize that the survey questionnaire contains several sensitive questions, and we know that students are more likely answer such questions with honesty if they feel that their confidentiality will be protected. Therefore, we ask you to do all that you can to assure students that their responses will never be connected to them in any way. We ask that you adhere to the following:

In all correspondence to parents and students, we ask that you repeat that participation in this survey administration is totally voluntary - students will be excused from participation at any point.

Make reasonable accommodations for those students who will not be participating in the survey administration. They should not be asked to remain in the same room in which the survey is taking place.

Excuse those students who have chosen not to participate, or who refuse to complete the survey booklet on the day of the survey administration, in a manner which is discrete and not embarrassing for them.

Emphasize to students that their responses will be kept confidential, and that no school personnel, including yourself, will ever see their answers in a manner which would allow them to be identified or singled out.

Technical Assistance

Please contact us if you would like assistance in selecting a random sample, would like to discuss confidentiality issues, or if unusual circumstances arise.

APPENDIX 3

The Survey Instrument

Maine Student Survey

Thank you for accepting the invitation to participate in this study. The questions contained in this booklet are designed to obtain your opinion about a number of things concerning you, your friends, your family, your neighborhood and your community. In a sense, many of your answers will count as "votes" on a wide range of important issues.

In order for this study to be helpful, it is important that you answer each question as thoughtfully and honestly as possible. All of your answers will be kept strictly confidential and will never be seen by anyone at your school. This study is completely voluntary so you may skip any question that you do not wish to answer.

Be sure to read the instructions below before you begin to answer. Thank you very much for being an important part of this project.

INSTRUCTIONS

1. This is not a test, so there are no right or wrong answers.
2. All of the questions should be answered by marking one of the answer spaces. If you do not find an answer that fits exactly, use the one that comes closest. If any question does not apply to you, or you are not sure of what it means, just leave it blank.
3. Your answers will be read automatically by a machine called an optical mark reader. Please follow these directions carefully:
 - Use a No. 2 pencil only.
 - Make heavy black marks inside the ovals.
 - Erase cleanly any answer you wish to change.
 - Make no other markings or comments on the survey pages, since they interfere with the automatic reading. (If you want to add a comment about any question, please use the space provided at the end of the survey).
 - Do NOT write your name anywhere on this booklet.

This kind of mark will work:

Correct Mark

① ② ● ④ ⑤

These kinds of marks will NOT work:

Incorrect Marks

~~①~~ ~~②~~ ~~③~~ ~~④~~ ~~⑤~~

LOCATION

The following numbers will be provided to you by the person administering this survey. Please write the numbers in the space provided and then darken the ovals corresponding to those numbers.

SCHOOL DISTRICT

BUILDING

REGION

COUNTY
(where student lives)

0	0	0
1	1	1
2	2	2
3	3	3
4	4	4
5	5	5
6	6	6
7	7	7
8	8	8
9	9	9

0	0	0	0
1	1	1	1
2	2	2	2
3	3	3	3
4	4	4	4
5	5	5	5
6	6	6	6
7	7	7	7
8	8	8	8
9	9	9	9

0	0
1	1
2	2
3	3
4	4
5	5
6	6
7	7
8	8
9	9

0	0
1	1
2	2
3	3
4	4
5	5
6	6
7	7
8	8
9	9

- [illegible]

- | | Not Wrong at All | A Little Bit Wrong | Wrong | Very Wrong |
|-------------------------|--------------------------|--------------------------|--------------------------|--------------------------|
| a. to use marijuana? | <input type="checkbox"/> | <input type="checkbox"/> | <input type="checkbox"/> | <input type="checkbox"/> |
| b. to drink alcohol? | <input type="checkbox"/> | <input type="checkbox"/> | <input type="checkbox"/> | <input type="checkbox"/> |
| c. to smoke cigarettes? | <input type="checkbox"/> | <input type="checkbox"/> | <input type="checkbox"/> | <input type="checkbox"/> |

- DO NOT MARK IN THIS AREA

42. How often do you use alcohol (beer, wine, or hard liquor)?
- ☐ Never
- ☐ Once or more a year but not monthly
- ☐ Once or more a month but not weekly
- ☐ Once or more a week but not daily
- ☐ At least once a day

43. On how many occasions have you had beer, wine, or hard liquor during the past 30 days?

- | | |
|--|---|
| <input type="checkbox"/> 0 - occasions | <input type="checkbox"/> 10 - 19 occasions |
| <input type="checkbox"/> 1 - 2 occasions | <input type="checkbox"/> 20 - 39 occasions |
| <input type="checkbox"/> 3 - 5 occasions | <input type="checkbox"/> 40 or more occasions |
| <input type="checkbox"/> 6 - 9 occasions | |

44. Think back over the last two weeks. How many times have you had five or more alcoholic drinks in a row?

- | | |
|----------------------------------|---|
| <input type="checkbox"/> None | <input type="checkbox"/> 3 - 5 times |
| <input type="checkbox"/> 1 time | <input type="checkbox"/> 6 - 9 times |
| <input type="checkbox"/> 2 times | <input type="checkbox"/> 10 or more times |

45. On how many occasions have you used marijuana in your lifetime?

- | | |
|--|---|
| <input type="checkbox"/> 0 - occasions | <input type="checkbox"/> 10 - 19 occasions |
| <input type="checkbox"/> 1 - 2 occasions | <input type="checkbox"/> 20 - 39 occasions |
| <input type="checkbox"/> 3 - 5 occasions | <input type="checkbox"/> 40 or more occasions |
| <input type="checkbox"/> 6 - 9 occasions | |

46. How often do you use marijuana?

- ☐ Never
- ☐ Once or more a year but not monthly
- ☐ Once or more a month but not weekly
- ☐ Once or more a week but not daily
- ☐ At least once a day

47. On how many occasions have you used marijuana during the past 30 days?

- | | |
|--|---|
| <input type="checkbox"/> 0 - occasions | <input type="checkbox"/> 10 - 19 occasions |
| <input type="checkbox"/> 1 - 2 occasions | <input type="checkbox"/> 20 - 39 occasions |
| <input type="checkbox"/> 3 - 5 occasions | <input type="checkbox"/> 40 or more occasions |
| <input type="checkbox"/> 6 - 9 occasions | |

48. On how many occasions have you used LSD and other psychedelics in your lifetime?

- | | |
|--|---|
| <input type="checkbox"/> 0 - occasions | <input type="checkbox"/> 10 - 19 occasions |
| <input type="checkbox"/> 1 - 2 occasions | <input type="checkbox"/> 20 - 39 occasions |
| <input type="checkbox"/> 3 - 5 occasions | <input type="checkbox"/> 40 or more occasions |
| <input type="checkbox"/> 6 - 9 occasions | |

49. How often do you use LSD and other psychedelics?

- ☐ Never
- ☐ Once or more a year but not monthly
- ☐ Once or more a month but not weekly
- ☐ Once or more a week but not daily
- ☐ At least once a day

50. On how many occasions have you used LSD and other psychedelics during the past 30 days?

- | | |
|--|---|
| <input type="checkbox"/> 0 - occasions | <input type="checkbox"/> 10 - 19 occasions |
| <input type="checkbox"/> 1 - 2 occasions | <input type="checkbox"/> 20 - 39 occasions |
| <input type="checkbox"/> 3 - 5 occasions | <input type="checkbox"/> 40 or more occasions |
| <input type="checkbox"/> 6 - 9 occasions | |

51. On how many occasions have you used cocaine or crack in your lifetime?

- | | |
|--|---|
| <input type="checkbox"/> 0 - occasions | <input type="checkbox"/> 10 - 19 occasions |
| <input type="checkbox"/> 1 - 2 occasions | <input type="checkbox"/> 20 - 39 occasions |
| <input type="checkbox"/> 3 - 5 occasions | <input type="checkbox"/> 40 or more occasions |
| <input type="checkbox"/> 6 - 9 occasions | |

52. How often do you use cocaine or crack?

- ☐ Never
- ☐ Once or more a year but not monthly
- ☐ Once or more a month but not weekly
- ☐ Once or more a week but not daily
- ☐ At least once a day

53. On how many occasions have you used cocaine or crack during the past 30 days?

- | | |
|--|---|
| <input type="checkbox"/> 0 - occasions | <input type="checkbox"/> 10 - 19 occasions |
| <input type="checkbox"/> 1 - 2 occasions | <input type="checkbox"/> 20 - 39 occasions |
| <input type="checkbox"/> 3 - 5 occasions | <input type="checkbox"/> 40 or more occasions |
| <input type="checkbox"/> 6 - 9 occasions | |

54. On how many occasions have you sniffed glue, breathed the contents of an aerosol spray can, or inhaled other gases or sprays in order to get high in your lifetime?

- | | |
|--|---|
| <input type="checkbox"/> 0 - occasions | <input type="checkbox"/> 10 - 19 occasions |
| <input type="checkbox"/> 1 - 2 occasions | <input type="checkbox"/> 20 - 39 occasions |
| <input type="checkbox"/> 3 - 5 occasions | <input type="checkbox"/> 40 or more occasions |
| <input type="checkbox"/> 6 - 9 occasions | |

55. How often do you use inhalants (glue, gasoline, amyl nitrate, freon, etc.)?

- ☐ Never
- ☐ Once or more a year but not monthly
- ☐ Once or more a month but not weekly
- ☐ Once or more a week but not daily
- ☐ At least once a day

56. On how many occasions have you sniffed glue, breathed the contents of an aerosol spray can, or inhaled other gases or sprays in order to get high during the past 30 days?

- | | |
|--|---|
| <input type="checkbox"/> 0 - occasions | <input type="checkbox"/> 10 - 19 occasions |
| <input type="checkbox"/> 1 - 2 occasions | <input type="checkbox"/> 20 - 39 occasions |
| <input type="checkbox"/> 3 - 5 occasions | <input type="checkbox"/> 40 or more occasions |
| <input type="checkbox"/> 6 - 9 occasions | |

57. How often do you use steroids for athletic purposes (to play sports better)?

- ☐ Never
- ☐ Once or more a year but not monthly
- ☐ Once or more a month but not weekly
- ☐ Once or more a week but not daily
- ☐ At least once a day

58. How often do you use steroids for cosmetic purposes (to look better)?

- ☐ Never
- ☐ Once or more a year but not monthly
- ☐ Once or more a month but not weekly
- ☐ Once or more a week but not daily
- ☐ At least once a day

59. On how many occasions have you used derbisol in your lifetime?

- | | |
|--|---|
| <input type="checkbox"/> 0 - occasions | <input type="checkbox"/> 10 - 19 occasions |
| <input type="checkbox"/> 1 - 2 occasions | <input type="checkbox"/> 20 - 39 occasions |
| <input type="checkbox"/> 3 - 5 occasions | <input type="checkbox"/> 40 or more occasions |
| <input type="checkbox"/> 6 - 9 occasions | |

60. On how many occasions have you used derbisol during the past 30 days?

- | | |
|--|---|
| <input type="checkbox"/> 0 - occasions | <input type="checkbox"/> 10 - 19 occasions |
| <input type="checkbox"/> 1 - 2 occasions | <input type="checkbox"/> 20 - 39 occasions |
| <input type="checkbox"/> 3 - 5 occasions | <input type="checkbox"/> 40 or more occasions |
| <input type="checkbox"/> 6 - 9 occasions | |

61. On how many occasions have you used other drugs in your lifetime?

- ☐ 0 - occasions ☐ 10 - 19 occasions
☐ 1 - 2 occasions ☐ 20 - 39 occasions
☐ 3 - 5 occasions ☐ 40 or more occasions
☐ 6 - 9 occasions

62. On how many occasions have you used other drugs during the past 30 days?

- ☐ 0 - occasions ☐ 10 - 19 occasions
☐ 1 - 2 occasions ☐ 20 - 39 occasions
☐ 3 - 5 occasions ☐ 40 or more occasions
☐ 6 - 9 occasions

63. I do the opposite of what people tell me, just to get them mad.

- ☐ Very false ☐ Somewhat true
☐ Somewhat false ☐ Very true

64. I think it is okay to take something without asking, if you can get away with it.

- ☐ NO! ☐ no ☐ yes ☐ YES!

65. How many times have you

Once a week or more	2 or 3 times a month	About once a month	Less than once a month	I've done it, but not in the past year	Never
<input type="checkbox"/>	<input type="checkbox"/>	<input type="checkbox"/>	<input type="checkbox"/>	<input type="checkbox"/>	<input type="checkbox"/>
<input type="checkbox"/>	<input type="checkbox"/>	<input type="checkbox"/>	<input type="checkbox"/>	<input type="checkbox"/>	<input type="checkbox"/>
<input type="checkbox"/>	<input type="checkbox"/>	<input type="checkbox"/>	<input type="checkbox"/>	<input type="checkbox"/>	<input type="checkbox"/>
<input type="checkbox"/>	<input type="checkbox"/>	<input type="checkbox"/>	<input type="checkbox"/>	<input type="checkbox"/>	<input type="checkbox"/>

- a. done what feels good, no matter what?
 b. done something dangerous because someone dared you to do it?
 c. done crazy things, even if they are a little dangerous?

66. Think of your four best friends (the friends you feel closest to). In the past year (the last 12 months), how many of your best friends have

4	3	2	1	None
<input type="checkbox"/>	<input type="checkbox"/>	<input type="checkbox"/>	<input type="checkbox"/>	<input type="checkbox"/>
<input type="checkbox"/>	<input type="checkbox"/>	<input type="checkbox"/>	<input type="checkbox"/>	<input type="checkbox"/>
<input type="checkbox"/>	<input type="checkbox"/>	<input type="checkbox"/>	<input type="checkbox"/>	<input type="checkbox"/>
<input type="checkbox"/>	<input type="checkbox"/>	<input type="checkbox"/>	<input type="checkbox"/>	<input type="checkbox"/>

- a. smoked cigarettes?
 b. tried beer, wine, or hard liquor (for example, vodka, whiskey, or gin) when their parents didn't know about it?
 c. used marijuana?
 d. used LSD, cocaine, amphetamines, or other illegal drugs?

67. What are the chances you would be seen as cool if you

Very good chance	Pretty good chance	Some chance	Little chance	No or very little chance
<input type="checkbox"/>	<input type="checkbox"/>	<input type="checkbox"/>	<input type="checkbox"/>	<input type="checkbox"/>
<input type="checkbox"/>	<input type="checkbox"/>	<input type="checkbox"/>	<input type="checkbox"/>	<input type="checkbox"/>
<input type="checkbox"/>	<input type="checkbox"/>	<input type="checkbox"/>	<input type="checkbox"/>	<input type="checkbox"/>
<input type="checkbox"/>	<input type="checkbox"/>	<input type="checkbox"/>	<input type="checkbox"/>	<input type="checkbox"/>

- a. smoked cigarettes?
 b. began drinking alcoholic beverages regularly (at least once or twice a month)?
 c. smoked marijuana?
 d. carried a handgun?

68. How old were you when you first

17 or Older	16	15	14	13	12	11	10 or Younger	Never Have
<input type="checkbox"/>	<input type="checkbox"/>	<input type="checkbox"/>	<input type="checkbox"/>	<input type="checkbox"/>	<input type="checkbox"/>	<input type="checkbox"/>	<input type="checkbox"/>	<input type="checkbox"/>
<input type="checkbox"/>	<input type="checkbox"/>	<input type="checkbox"/>	<input type="checkbox"/>	<input type="checkbox"/>	<input type="checkbox"/>	<input type="checkbox"/>	<input type="checkbox"/>	<input type="checkbox"/>
<input type="checkbox"/>	<input type="checkbox"/>	<input type="checkbox"/>	<input type="checkbox"/>	<input type="checkbox"/>	<input type="checkbox"/>	<input type="checkbox"/>	<input type="checkbox"/>	<input type="checkbox"/>
<input type="checkbox"/>	<input type="checkbox"/>	<input type="checkbox"/>	<input type="checkbox"/>	<input type="checkbox"/>	<input type="checkbox"/>	<input type="checkbox"/>	<input type="checkbox"/>	<input type="checkbox"/>
<input type="checkbox"/>	<input type="checkbox"/>	<input type="checkbox"/>	<input type="checkbox"/>	<input type="checkbox"/>	<input type="checkbox"/>	<input type="checkbox"/>	<input type="checkbox"/>	<input type="checkbox"/>
<input type="checkbox"/>	<input type="checkbox"/>	<input type="checkbox"/>	<input type="checkbox"/>	<input type="checkbox"/>	<input type="checkbox"/>	<input type="checkbox"/>	<input type="checkbox"/>	<input type="checkbox"/>
<input type="checkbox"/>	<input type="checkbox"/>	<input type="checkbox"/>	<input type="checkbox"/>	<input type="checkbox"/>	<input type="checkbox"/>	<input type="checkbox"/>	<input type="checkbox"/>	<input type="checkbox"/>
<input type="checkbox"/>	<input type="checkbox"/>	<input type="checkbox"/>	<input type="checkbox"/>	<input type="checkbox"/>	<input type="checkbox"/>	<input type="checkbox"/>	<input type="checkbox"/>	<input type="checkbox"/>
<input type="checkbox"/>	<input type="checkbox"/>	<input type="checkbox"/>	<input type="checkbox"/>	<input type="checkbox"/>	<input type="checkbox"/>	<input type="checkbox"/>	<input type="checkbox"/>	<input type="checkbox"/>

- a. smoked marijuana?
 b. smoked a cigarette, even just a puff?
 c. had more than a sip or two of beer, wine, or hard liquor (for example, vodka, whiskey, or gin)?
 d. began drinking alcoholic beverages regularly (at least once or twice a month)?
 e. got suspended from school?
 f. got arrested?
 g. carried a handgun?
 h. attacked someone with the idea of seriously hurting them?

69. How wrong do you think it is for someone your age to

	Not Wrong at All	A Little Bit Wrong	Wrong	Very Wrong
a. take a handgun to school?	<input type="checkbox"/>	<input type="checkbox"/>	<input type="checkbox"/>	<input type="checkbox"/>
b. steal anything worth more than \$5.00?	<input type="checkbox"/>	<input type="checkbox"/>	<input type="checkbox"/>	<input type="checkbox"/>
c. pick a fight with someone?	<input type="checkbox"/>	<input type="checkbox"/>	<input type="checkbox"/>	<input type="checkbox"/>
d. attack someone with the idea of seriously hurting them?	<input type="checkbox"/>	<input type="checkbox"/>	<input type="checkbox"/>	<input type="checkbox"/>

70. I ignore rules that get in my way.

- ☐ Very false ☐ Somewhat true
☐ Somewhat false ☐ Very true

71. It is all right to beat up people if they start the fight?

- ☐ NO! ☐ no ☐ yes ☐ YES!

72. It is important to be honest with your parents, even if they become upset or you get punished.

- ☐ NO! ☐ no ☐ yes ☐ YES!

73. Think of your **four best friends** (the friends you feel closest to). In the past year (the last 12 months), how many of your best friends have

	None	1	2	3	4
a. been suspended from school?	<input type="checkbox"/>	<input type="checkbox"/>	<input type="checkbox"/>	<input type="checkbox"/>	<input type="checkbox"/>
b. carried a handgun?	<input type="checkbox"/>	<input type="checkbox"/>	<input type="checkbox"/>	<input type="checkbox"/>	<input type="checkbox"/>
c. sold illegal drugs?	<input type="checkbox"/>	<input type="checkbox"/>	<input type="checkbox"/>	<input type="checkbox"/>	<input type="checkbox"/>
d. stolen or tried to steal a motor vehicle such as a car or a motorcycle?	<input type="checkbox"/>	<input type="checkbox"/>	<input type="checkbox"/>	<input type="checkbox"/>	<input type="checkbox"/>
e. been arrested?	<input type="checkbox"/>	<input type="checkbox"/>	<input type="checkbox"/>	<input type="checkbox"/>	<input type="checkbox"/>
f. dropped out of school?	<input type="checkbox"/>	<input type="checkbox"/>	<input type="checkbox"/>	<input type="checkbox"/>	<input type="checkbox"/>

DO NOT MARK IN THIS AREA

74. How many times in the past year (the last 12 months) have you

	Never	1 to 2 Times	3 to 5 Times	6 to 9 Times	10 to 19 Times	20 to 29 Times	30 to 39 Times	40+ Times
a. been suspended from school?	<input type="checkbox"/>	<input type="checkbox"/>	<input type="checkbox"/>	<input type="checkbox"/>	<input type="checkbox"/>	<input type="checkbox"/>	<input type="checkbox"/>	<input type="checkbox"/>
b. carried a handgun?	<input type="checkbox"/>	<input type="checkbox"/>	<input type="checkbox"/>	<input type="checkbox"/>	<input type="checkbox"/>	<input type="checkbox"/>	<input type="checkbox"/>	<input type="checkbox"/>
c. sold illegal drugs?	<input type="checkbox"/>	<input type="checkbox"/>	<input type="checkbox"/>	<input type="checkbox"/>	<input type="checkbox"/>	<input type="checkbox"/>	<input type="checkbox"/>	<input type="checkbox"/>
d. stolen or tried to steal a motor vehicle such as a car or motorcycle?	<input type="checkbox"/>	<input type="checkbox"/>	<input type="checkbox"/>	<input type="checkbox"/>	<input type="checkbox"/>	<input type="checkbox"/>	<input type="checkbox"/>	<input type="checkbox"/>
e. been arrested?	<input type="checkbox"/>	<input type="checkbox"/>	<input type="checkbox"/>	<input type="checkbox"/>	<input type="checkbox"/>	<input type="checkbox"/>	<input type="checkbox"/>	<input type="checkbox"/>
f. attacked someone with the idea of seriously hurting them?	<input type="checkbox"/>	<input type="checkbox"/>	<input type="checkbox"/>	<input type="checkbox"/>	<input type="checkbox"/>	<input type="checkbox"/>	<input type="checkbox"/>	<input type="checkbox"/>
g. been drunk or high at school?	<input type="checkbox"/>	<input type="checkbox"/>	<input type="checkbox"/>	<input type="checkbox"/>	<input type="checkbox"/>	<input type="checkbox"/>	<input type="checkbox"/>	<input type="checkbox"/>
h. taken a handgun to school?	<input type="checkbox"/>	<input type="checkbox"/>	<input type="checkbox"/>	<input type="checkbox"/>	<input type="checkbox"/>	<input type="checkbox"/>	<input type="checkbox"/>	<input type="checkbox"/>

75. How wrong do you think it is for someone your age to

	Very Wrong	Wrong	A Little Bit Wrong	Not Wrong at All
a. drink beer, wine, or hard liquor (for example, vodka, whiskey, or gin) regularly (at least once or twice a month)?	<input type="checkbox"/>	<input type="checkbox"/>	<input type="checkbox"/>	<input type="checkbox"/>
b. smoke cigarettes?	<input type="checkbox"/>	<input type="checkbox"/>	<input type="checkbox"/>	<input type="checkbox"/>
c. smoke marijuana?	<input type="checkbox"/>	<input type="checkbox"/>	<input type="checkbox"/>	<input type="checkbox"/>
d. use LSD, cocaine, amphetamines, or another illegal drug?	<input type="checkbox"/>	<input type="checkbox"/>	<input type="checkbox"/>	<input type="checkbox"/>

76. You are looking at CD's in the music store with a friend. You look up and see her slip a CD under her coat. She smiles and says, "Which one do you want? Go ahead, take it while nobody's around." There is no one in sight, no employees or other customers. What would you do now?

- ☐ Ignore her
☐ Grab a CD and leave the store
☐ Tell her to put the CD back
☐ Act like it is a joke, and ask her to put the CD back

77. It is 8:00 on a week night and you are about to go over to a friend's home when your mother asks you where you are going. You say, "Oh, just going to go hang out with some friends." She says, "No, you'll just get into trouble if you go out. Stay home tonight." What would you do now?

- ☐ Leave the house anyway
- ☐ Explain what you are going to do with your friends, tell her when you will get home, and ask if you can go out
- ☐ Not say anything and start watching TV
- ☐ Get into an argument with her

78. You are visiting another part of town, and you do not know any of the people your age there. You are walking down the street, and some teenager you do not know is walking toward you. He is about your size and as he is about to pass you, he deliberately bumps into you and you almost lose your balance. What would you say or do?

- ☐ Push the person back
- ☐ Say "Excuse me" and keep on walking
- ☐ Say "Watch where you're going" and keep on walking
- ☐ Swear at the person and walk away

79. You are at a party at someone's house, and one of your friends offers you a drink containing alcohol. What would you say or do?

- ☐ Drink it
- ☐ Tell your friend, "No thanks, I don't drink" and suggest that you and your friend go and do something else
- ☐ Just say, "No thanks" and walk away
- ☐ Make up a good excuse, tell your friend you had something else to do, and leave

80. I think sometimes it is okay to cheat at school.

- ☐ NO! ☐ no ☐ yes ☐ YES!

81. I like to see how much I can get away with.

- ☐ Very false ☐ Somewhat true
- ☐ Somewhat false ☐ Very true

82. How wrong do your parents feel it would be for you to

	Not Wrong at All	A Little Bit Wrong	Wrong	Very Wrong
a. drink beer, wine, or hard liquor (for example, vodka, whiskey, or gin) regularly (at least once or twice a month)?	<input type="checkbox"/>	<input type="checkbox"/>	<input type="checkbox"/>	<input type="checkbox"/>
b. smoke cigarettes?	<input type="checkbox"/>	<input type="checkbox"/>	<input type="checkbox"/>	<input type="checkbox"/>
c. smoke marijuana?	<input type="checkbox"/>	<input type="checkbox"/>	<input type="checkbox"/>	<input type="checkbox"/>
d. steal anything worth more than \$5.00?	<input type="checkbox"/>	<input type="checkbox"/>	<input type="checkbox"/>	<input type="checkbox"/>
e. draw graffiti, write things, or draw pictures on buildings or other property (without the owner's permission)?	<input type="checkbox"/>	<input type="checkbox"/>	<input type="checkbox"/>	<input type="checkbox"/>
f. pick a fight with someone?	<input type="checkbox"/>	<input type="checkbox"/>	<input type="checkbox"/>	<input type="checkbox"/>

83. Have any of your brothers or sisters ever

- a. drunk beer, wine, or hard liquor (for example, vodka, whiskey, or gin)?
☐ No ☐ Yes ☐ I don't have any brothers or sisters
- b. smoked marijuana?
☐ No ☐ Yes ☐ I don't have any brothers or sisters
- c. smoked cigarettes?
☐ No ☐ Yes ☐ I don't have any brothers or sisters
- d. taken a handgun to school?
☐ No ☐ Yes ☐ I don't have any brothers or sisters
- e. been suspended or expelled from school?
☐ No ☐ Yes ☐ I don't have any brothers or sisters

84. The rules in my family are clear.

- ☐ NO! ☐ no ☐ yes ☐ YES!

85. Has anyone in your family ever had a severe alcohol or drug problem?

- ☐ No ☐ Yes

86. My parents ask if I have gotten my homework done.

87. When I am not at home, one of my parents knows where I am and who I am with.

88. Would your parents know if you did not come home on time?

89. My parents want me to call if I am going to be late getting home.

90. If you drank some beer, wine, or hard liquor (for example, vodka, whiskey, or gin) without your parents' permission, would you be caught by your parents?

91. My family has clear rules about alcohol and drug use.

92. If you carried a handgun without your parents' permission, would you be caught by your parents?

93. If you skipped school without your parents' permission, would you be caught by your parents?

94. My parents notice when I am doing a good job and let me know about it.

- ☐ Never or almost never ☐ Often
- ☐ Sometimes ☐ All the time

95. Do you feel very close to your mother?

- ☐ NO! ☐ no ☐ yes ☐ YES!

96. Do you share your thoughts and feelings with your mother?

- ☐ NO! ☐ no ☐ yes ☐ YES!

	NO!	no	yes	YES!
86. My parents ask if I have gotten my homework done.	<input type="checkbox"/>	<input type="checkbox"/>	<input type="checkbox"/>	<input type="checkbox"/>
87. When I am not at home, one of my parents knows where I am and who I am with.	<input type="checkbox"/>	<input type="checkbox"/>	<input type="checkbox"/>	<input type="checkbox"/>
88. Would your parents know if you did not come home on time?	<input type="checkbox"/>	<input type="checkbox"/>	<input type="checkbox"/>	<input type="checkbox"/>
89. My parents want me to call if I am going to be late getting home.	<input type="checkbox"/>	<input type="checkbox"/>	<input type="checkbox"/>	<input type="checkbox"/>
90. If you drank some beer, wine, or hard liquor (for example, vodka, whiskey, or gin) without your parents' permission, would you be caught by your parents?	<input type="checkbox"/>	<input type="checkbox"/>	<input type="checkbox"/>	<input type="checkbox"/>
91. My family has clear rules about alcohol and drug use.	<input type="checkbox"/>	<input type="checkbox"/>	<input type="checkbox"/>	<input type="checkbox"/>
92. If you carried a handgun without your parents' permission, would you be caught by your parents?	<input type="checkbox"/>	<input type="checkbox"/>	<input type="checkbox"/>	<input type="checkbox"/>
93. If you skipped school without your parents' permission, would you be caught by your parents?	<input type="checkbox"/>	<input type="checkbox"/>	<input type="checkbox"/>	<input type="checkbox"/>

Administrator
Margaret Chase Smith Center for Public Policy
University of Maine

APPENDIX 4

Item by Item Results by Grade and Gender

Question 1 (How old are you?) by GRADE

SEX = female

AGE	6TH	7TH	8TH	9TH	10TH	11TH	12TH	Row Total
10	4 .8							4 .1
11	165 31.5	1 .2						166 5.1
12	312 59.7	162 26.1						475 14.6
13	42 8.0	401 64.5	179 27.5	0 .1				622 19.2
14		54 8.7	416 64.0	92 20.6				563 17.3
15		2 .3	55 8.5	293 65.3	126 32.6	2 .6		478 14.7
16		1 .2		60 13.4	229 59.1	109 31.5	3 1.2	403 12.4
17					31 8.1	212 61.3	84 31.8	328 10.1
18				3 .7	1 .2	23 6.5	161 60.5	187 5.8
19						1 .1	17 6.4	18 .5
Column Total	523 16.1	622 19.2	650 20.1	449 13.8	388 12.0	346 10.7	265 8.2	3243 100.0

SEX = male

AGE	6TH	7TH	8TH	9TH	10TH	11TH	12TH	Row Total
10					1 .4			1 .0
11	129 23.8	14 2.2						142 4.7
12	339 62.7	98 16.0	1 .2					438 14.4
13	71 13.1	404 66.0	141 23.9				1 .3	616 20.2
14	1 .1	91 14.8	334 56.4	66 17.2	0 .1			492 16.1
15		5 .8	109 18.4	222 57.9	88 26.1	1 .2		425 13.9
16			2 .3	94 24.4	206 61.0	85 23.8	2 1.0	388 12.7
17		0 .0		2 .5	39 11.5	222 62.7	68 30.0	332 10.9
18		0 .0			3 .9	41 11.5	136 59.6	180 5.9
19	2 .3		5 .8			7 1.8	21 9.1	34 1.1
Column Total	540 17.7	612 20.1	593 19.4	384 12.6	337 11.1	354 11.6	228 7.5	3048 100.0

Question 1 (How old are you?) by GRADE

SEX = female & male

AGE	6TH	7TH	8TH	9TH	10TH	11TH	12TH	Row Total
10	4 .4				1 .2			5 .1
11	293 27.6	15 1.2						309 4.9
12	651 61.2	260 21.1	1 .1					913 14.5
13	112 10.6	805 65.2	320 25.8	0 .0			1 .1	1238 19.7
14	1 .1	145 11.7	751 60.4	158 19.0	0 .0			1054 16.8
15		7 .5	164 13.2	515 61.9	215 29.6	3 .4		903 14.4
16		1 .1	2 .1	154 18.5	435 60.0	193 27.6	6 1.1	791 12.6
17		0 .0		2 .3	70 9.7	434 62.0	153 31.0	660 10.5
18		0 .0		3 .4	4 .5	63 9.0	296 60.1	367 5.8
19	2 .2		5 .4			7 1.0	38 7.6	51 .8
Column Total	1063 16.9	1233 19.6	1243 19.8	832 13.2	725 11.5	700 11.1	493 7.8	6291 100.0

Number of Missing Observations: 144

Question 2 & 3 (What grade are you in? and Are you: Male/Female?)

SEX = female & male

		6TH	7TH	8TH	9TH	10TH	11TH	12TH	Row Total
SEX	1	523 49.2	624 50.4	650 52.3	449 53.9	388 53.4	346 49.4	265 53.8	3245 51.5
	2	540 50.8	614 49.6	593 47.7	384 46.1	339 46.6	354 50.6	228 46.2	3052 48.5
Column		1064	1237	1243	832	727	700	493	6297
Total		16.9	19.7	19.7	13.2	11.5	11.1	7.8	100.0

Number of Missing Observations: 138

Question 4 (What [race] do you consider yourself to be?) by GRADE

SEX = female

RACE		6TH	7TH	8TH	9TH	10TH	11TH	12TH	Row Total
white	1	473 94.9	540 88.9	594 93.7	412 93.5	366 95.1	323 94.2	256 97.9	2964 93.5
African Am	2	3 .5	2 .3	4 .7			3 .8	1 .4	13 .4
native Am	3	6 1.3	21 3.4	9 1.5	9 2.1	3 .7	6 1.9		55 1.7
hispanic	4	2 .4	16 2.6	4 .7	5 1.2	2 .5	2 .5	1 .4	32 1.0
asian/pacific	5	8 1.6	2 .3	13 2.1	6 1.4	10 2.6	3 .8	2 .8	44 1.4
other	6	7 1.3	27 4.4	8 1.3	8 1.9	4 1.0	6 1.8	1 .5	61 1.9
Column Total		498 15.7	607 19.2	634 20.0	441 13.9	385 12.1	343 10.8	262 8.3	3169 100.0

SEX = male

RACE		6TH	7TH	8TH	9TH	10TH	11TH	12TH	Row Total
white	1	457 89.7	514 87.8	536 92.8	342 89.8	302 89.8	331 94.1	214 94.5	2696 90.8
African Am	2	5 .9	7 1.2	5 .8	1 .3	2 .6	4 1.1	1 .6	25 .8
native Am	3	20 3.8	21 3.6	19 3.3	23 5.9	16 4.6	4 1.0	2 1.1	104 3.5
hispanic	4	3 .5	12 2.1	3 .5	9 2.2	7 2.0	7 2.0	4 1.8	44 1.5
asian/pacific	5	6 1.2	1 .2	10 1.7	2 .5	5 1.4	1 .2	2 .8	26 .9
other	6	19 3.8	30 5.1	5 .8	5 1.2	5 1.5	5 1.6	3 1.3	72 2.4
Column Total		509 17.2	586 19.7	577 19.5	381 12.8	336 11.3	351 11.8	227 7.6	2968 100.0

Question 4 (What [race] do you consider yourself to be?) by GRADE

SEX = female & male

RACE		6TH	7TH	8TH	9TH	10TH	11TH	12TH	Row Total
white	1	929 92.3	1054 88.4	1130 93.3	755 91.8	668 92.7	654 94.2	471 96.3	5660 92.2
African Am	2	7 .7	9 .8	9 .8	1 .1	2 .3	7 .9	2 .5	38 .6
native Am	3	26 2.6	42 3.5	29 2.4	32 3.9	18 2.5	10 1.4	2 .5	159 2.6
hispanic	4	5 .5	28 2.3	7 .6	14 1.7	9 1.2	9 1.3	5 1.1	76 1.2
asian/pacific	5	14 1.4	3 .3	23 1.9	8 1.0	15 2.1	3 .5	4 .8	70 1.1
other	6	26 2.6	57 4.8	13 1.1	13 1.6	9 1.3	12 1.7	4 .8	134 2.2
Column Total		1007 16.4	1193 19.4	1211 19.7	822 13.4	721 11.7	694 11.3	489 8.0	6137 100.0

Number of Missing Observations: 298

Question 5a (Think of where you live most of the time. Does your mother live there with you?) by GRADE

SEX = female

		6TH	7TH	8TH	9TH	10TH	11TH	12TH	Row Total
no	1	25 4.8	36 5.8	46 7.1	46 10.3	35 9.0	41 12.0	36 13.6	266 8.2
	2	498 95.2	588 94.2	604 92.9	403 89.7	353 91.0	305 88.0	229 86.4	2979 91.8
Column Total		523 16.1	624 19.2	650 20.0	449 13.8	388 12.0	346 10.7	265 8.2	3245 100.0

SEX = male

		6TH	7TH	8TH	9TH	10TH	11TH	12TH	Row Total
no	1	34 6.4	56 9.1	61 10.3	45 11.6	50 14.7	42 12.0	28 12.1	315 10.3
	2	506 93.6	558 90.9	532 89.7	339 88.4	289 85.3	312 88.0	200 87.9	2736 89.7
Column Total		540 17.7	614 20.1	593 19.4	384 12.6	339 11.1	354 11.6	228 7.5	3052 100.0

SEX = female & male

		6TH	7TH	8TH	9TH	10TH	11TH	12TH	Row Total
no	1	60 5.6	92 7.4	107 8.6	91 10.9	85 11.7	84 12.0	64 12.9	582 9.2
	2	1004 94.4	1146 92.6	1136 91.4	742 89.1	642 88.3	616 88.0	429 87.1	5715 90.8
Column Total		1064 16.9	1237 19.7	1243 19.7	832 13.2	727 11.5	700 11.1	493 7.8	6297 100.0

Number of Missing Observations: 138

Question 5b (Think of where you live most of the time. Does your foster mother live there with you?) by GRADE

SEX = female

		6TH	7TH	8TH	9TH	10TH	11TH	12TH	Row Total
no	1	518 98.9	618 99.0	649 99.8	441 98.2	382 98.5	345 99.8	262 98.9	3215 99.1
	2	6 1.1	6 1.0	1 .2	8 1.8	6 1.5	1 .2	3 1.1	30 .9
Column Total		523 16.1	624 19.2	650 20.0	449 13.8	388 12.0	346 10.7	265 8.2	3245 100.0

SEX = male

		6TH	7TH	8TH	9TH	10TH	11TH	12TH	Row Total
no	1	540 100.0	612 99.8	589 99.4	383 99.8	338 99.6	354 100.0	227 99.8	3044 99.7
	2		1 .2	4 .6	1 .2	1 .4		1 .2	8 .3
Column Total		540 17.7	614 20.1	593 19.4	384 12.6	339 11.1	354 11.6	228 7.5	3052 100.0

SEX = female & male

		6TH	7TH	8TH	9TH	10TH	11TH	12TH	Row Total
no	1	1058 99.5	1230 99.4	1238 99.6	824 98.9	720 99.0	700 99.9	490 99.3	6259 99.4
	2	6 .5	7 .6	5 .4	9 1.1	7 1.0	1 .1	3 .7	38 .6
Column Total		1064 16.9	1237 19.7	1243 19.7	832 13.2	727 11.5	700 11.1	493 7.8	6297 100.0

Number of Missing Observations: 138

Question 5c (Think of where you live most of the time. Does your stepmother live there with you?) by GRADE

SEX = female

		6TH	7TH	8TH	9TH	10TH	11TH	12TH	Row Total
no	1	515 98.4	604 96.9	618 95.1	429 95.6	377 97.2	327 94.5	257 96.7	3127 96.4
	2	9 1.6	19 3.1	32 4.9	20 4.4	11 2.8	19 5.5	9 3.3	118 3.6
Column Total		523 16.1	624 19.2	650 20.0	449 13.8	388 12.0	346 10.7	265 8.2	3245 100.

SEX = male

		6TH	7TH	8TH	9TH	10TH	11TH	12TH	Row Total
no	1	522 96.6	593 96.7	576 97.3	371 96.7	318 93.7	341 96.3	216 94.9	2938 96.3
	2	18 3.4	20 3.3	16 2.7	13 3.3	21 6.3	13 3.7	12 5.1	114 3.7
Column Total		540 17.7	614 20.1	593 19.4	384 12.6	339 11.1	354 11.6	228 7.5	3052 100.0

SEX = female & male

		6TH	7TH	8TH	9TH	10TH	11TH	12TH	Row Total
no	1	1037 97.5	1198 96.8	1195 96.1	800 96.1	695 95.6	668 95.4	473 95.9	6065 96.3
	2	27 2.5	40 3.2	48 3.9	32 3.9	32 4.4	32 4.6	20 4.1	232 3.7
Column Total		1064 16.9	1237 19.7	1243 19.7	832 13.2	727 11.5	700 11.1	493 7.8	6297 100.0

Number of Missing Observations: 138

Question 5d (Think of where you live most of the time. Does your grandmother live there with you?) by GRADE

SEX = female

		6TH	7TH	8TH	9TH	10TH	11TH	12TH	Row Total
no	1	510 97.4	598 95.8	633 97.3	434 96.7	360 92.9	327 94.5	257 96.9	3119 96.1
	2	14 2.6	26 4.2	17 2.7	15 3.3	27 7.1	19 5.5	8 3.1	126 3.9
Column Total		523 16.	624 19.2	650 20.0	449 13.8	388 12.0	346 10.7	265 8.2	3245 100.0

SEX = male

		6TH	7TH	8TH	9TH	10TH	11TH	12TH	Row Total
no	1	513 95.0	595 96.9	570 96.3	370 96.5	326 96.2	340 96.1	223 97.7	2939 96.3
	2	27 5.0	19 3.1	22 3.7	13 3.5	13 3.8	14 3.9	5 2.3	113 3.7
Column Total		540 17.7	614 20.1	593 19.4	384 12.6	339 11.1	354 11.6	22 7.5	3052 100.0

SEX = female & male

		6TH	7TH	8TH	9TH	10TH	11TH	12TH	Row Total
no	1	1023 96.2	1193 96.4	1203 96.8	804 96.6	687 94.5	667 95.3	480 97.3	6057 96.2
	2	41 3.8	45 3.6	39 3.2	28 3.4	40 5.5	33 4.7	13 2.7	239 3.8
Column Total		1064 16.9	1237 19.7	1243 19.7	832 13.2	727 11.5	700 11.1	493 7.8	6297 100.0

Number of Missing Observations: 138

Question 5e (Think of where you live most of the time. Does your aunt live there with you?) by GRADE

SEX = female

		6TH	7TH	8TH	9TH	10TH	11TH	12TH	Row Total
no	1	516 98.6	615 98.5	644 99.1	441 98.3	383 98.7	344 99.3	263 99.2	3205 98.8
	2	8 1.4	9 1.5	6 .9	8 1.7	5 1.3	2 .7	2 .8	40 1.2
Column Total		523 16.1	624 19.2	650 20.0	449 13.8	388 12.0	346 10.7	265 8.2	3245 100.0

SEX = male

		6TH	7TH	8TH	9TH	10TH	11TH	12TH	Row Total
no	1	534 98.8	606 98.7	589 99.3	376 97.9	334 98.4	350 98.8	225 98.7	3013 98.7
	2	7 1.2	8 1.3	4 .7	8 2.1	5 1.6	4 1.2	3 1.3	39 1.3
Column Total		540 17.7	614 20.1	593 19.4	384 12.6	339 11.1	354 11.6	228 7.5	3052 100.0

SEX = female & male

		6TH	7TH	8TH	9TH	10TH	11TH	12TH	Row Total
no	1	1050 98.7	1221 98.6	1233 99.2	817 98.1	716 98.6	694 99.0	488 99.0	6218 98.7
	2	14 1.3	17 1.4	10 .8	16 1.9	11 1.4	7 1.0	5 1.0	79 1.3
Column Total		1064 16.9	1237 19.7	1243 19.7	832 13.2	727 11.5	700 11.1	493 7.8	6297 100.0

Number of Missing Observations: 138

Question 5f (Think of where you live most of the time. Does your father live there with you?) by GRADE

SEX = female

		6TH	7TH	8TH	9TH	10TH	11TH	12TH	Row Total
no	1	128 24.5	164 26.3	200 30.8	155 34.5	140 36.0	109 31.6	97 36.6	993 30.6
	2	395 75.5	460 73.7	450 69.2	294 65.5	248 64.0	237 68.4	168 63.4	2252 69.4
Column		523	624	650	449	388	346	265	3245
Total		16.1	19.2	20.0	13.8	12.0	10.7	8.2	100.0

SEX = male

		6TH	7TH	8TH	9TH	10TH	11TH	12TH	Row Total
no	1	153 28.3	163 26.5	161 27.2	150 39.1	75 22.1	103 29.1	55 24.1	860 28.2
	2	387 71.7	451 73.5	431 72.8	234 60.9	264 77.9	251 70.9	173 75.9	2191 71.8
Column		540	614	593	384	339	354	228	3052
Total		17.7	20.1	19.4	12.6	11.1	11.6	7.5	100.0

SEX = female & male

		6TH	7TH	8TH	9TH	10TH	11TH	12TH	Row Total
no	1	281 26.4	327 26.4	362 29.1	305 36.6	215 29.5	213 30.4	152 30.8	1853 29.4
	2	782 73.6	911 73.6	881 70.9	528 63.4	512 70.5	488 69.6	341 69.2	4443 70.6
Column		1064	1237	1243	832	727	700	493	6297
Total		16.9	19.7	19.7	13.2	11.5	11.1	7.8	100.0

Number of Missing Observations: 138

Question 5g (Think of where you live most of the time. Does your foster father live there with you?) by GRADE

SEX = female

		6TH	7TH	8TH	9TH	10TH	11TH	12TH	Row Total
no	1	520 99.3	619 99.2	649 99.8	445 99.2	384 99.1	343 99.2	262 98.9	3223 99.3
	2	4 .7	5 .8	1 .2	4 .8	4 .9	3 .8	3 1.1	23 .7
Column Total		523 16.1	624 19.2	650 20.0	449 13.8	388 12.0	346 10.7	265 8.2	3245 100.0

SEX = male

		6TH	7TH	8TH	9TH	10TH	11TH	12TH	Row Total
no	1	534 98.8	610 99.4	587 99.0	383 99.7	337 99.4	354 100.0	227 99.7	3032 99.3
	2	6 1.2	4 .6	6 1.0	1 .3	2 .6		1 .3	20 .7
Column Total		540 17.7	614 20.1	593 19.4	384 12.6	339 11.1	354 11.6	228 7.5	3052 100.0

SEX = female & male

		6TH	7TH	8TH	9TH	10TH	11TH	12TH	Row Total
no	1	1054 99.1	1229 99.3	1236 99.4	828 99.4	721 99.2	697 99.6	490 99.3	6255 99.3
	2	10 .9	8 .7	7 .6	5 .6	6 .8	3 .4	4 .7	42 .7
Column Total		1064 16.9	1237 19.7	1243 19.7	832 13.2	727 11.5	700 11.1	493 7.8	6297 100.0

Number of Missing Observations: 138

Question 5h (Think of where you live most of the time. Does your stepfather live there with you?) by GRADE

SEX = female

		6TH	7TH	8TH	9TH	10TH	11TH	12TH	Row Total
no	1	482 92.1	558 89.4	542 83.3	395 88.0	317 81.8	296 85.6	233 87.7	2823 87.0
	2	41 7.9	66 10.6	108 16.7	54 12.0	71 18.2	50 14.4	33 12.3	423 13.0
Column Total		523 16.1	624 19.2	650 20.0	449 13.8	388 12.0	346 10.7	265 8.2	3245 100.0

SEX = male

		6TH	7TH	8TH	9TH	10TH	11TH	12TH	Row Total
no	1	495 91.5	560 91.3	530 89.4	329 85.7	312 91.9	328 92.6	205 90.1	2759 90.4
	2	46 8.5	53 8.7	63 10.6	55 14.3	27 8.1	26 7.4	23 9.9	293 9.6
Column Total		540 17.7	614 20.1	593 19.4	384 12.6	339 11.1	354 11.6	228 7.5	3052 100.0

SEX = female & male

		6TH	7TH	8TH	9TH	10TH	11TH	12TH	Row Total
no	1	977 91.8	1118 90.4	1072 86.2	724 87.0	629 86.5	624 89.1	438 88.8	5581 88.6
	2	87 8.2	119 9.6	171 13.8	109 13.0	98 13.5	76 10.9	55 11.2	716 11.4
Column Total		1064 16.9	1237 19.7	1243 19.7	832 13.2	727 11.5	700 11.1	493 7.8	6297 100.0

Number of Missing Observations: 138

Question 5i (Think of where you live most of the time. Does your grandfather live there with you?) by GRADE

SEX = female

		6TH	7TH	8TH	9TH	10TH	11TH	12TH	Row Total
no	1	511 97.6	606 97.2	646 99.4	442 98.5	372 95.9	341 98.5	261 98.5	3179 98.0
	2	12 2.4	18 2.8	4 .6	7 1.5	16 4.1	5 1.5	4 1.5	66 2.0
Column Total		523 16.1	624 19.2	650 20.0	449 13.8	388 12.0	346 10.7	265 8.2	3245 100.0

SEX = male

		6TH	7TH	8TH	9TH	10TH	11TH	12TH	Row Total
no	1	527 97.6	604 98.3	580 97.9	371 96.7	330 97.4	341 96.4	225 98.7	2979 97.6
	2	13 2.4	10 1.7	12 2.1	13 3.3	9 2.6	13 3.6	3 1.3	73 2.4
Column Total		540 17.7	614 20.1	593 19.4	384 12.6	339 11.1	354 11.6	228 7.5	3052 100.0

SEX = female & male

		6TH	7TH	8TH	9TH	10TH	11TH	12TH	Row Total
no	1	1038 97.6	1210 97.8	1227 98.7	813 97.7	702 96.6	682 97.4	486 98.6	6158 97.8
	2	26 2.4	28 2.2	16 1.3	19 2.3	25 3.4	18 2.6	7 1.4	139 2.2
Column Total		1064 16.9	1237 19.7	1243 19.7	832 13.2	727 11.5	700 11.1	493 7.8	6297 100.0

Number of Missing Observations: 138

Question 5j (Think of where you live most of the time. Does your uncle live there with you?) by GRADE

SEX = female

		6TH	7TH	8TH	9TH	10TH	11TH	12TH	Row Total
no	1	519 99.1	619 99.3	643 98.8	441 98.3	383 98.8	344 99.3	263 99.2	3212 99.0
	2	5 .9	4 .7	8 1.2	7 1.7	5 1.2	2 .7	2 .8	33 1.0
Column Total		523 16.1	624 19.2	650 20.0	449 13.8	388 12.0	346 10.7	265 8.2	3245 100.0

SEX = male

		6TH	7TH	8TH	9TH	10TH	11TH	12TH	Row Total
no	1	534 98.8	610 99.4	584 98.6	374 97.5	331 97.7	351 99.1	225 98.6	3009 98.6
	2	7 1.2	4 .6	8 1.4	10 2.5	8 2.3	3 .9	3 1.4	43 1.4
Column Total		540 17.7	614 20.1	593 19.4	384 12.6	339 11.1	354 11.6	228 7.5	3052 100.0

SEX = female & male

		6TH	7TH	8TH	9TH	10TH	11TH	12TH	Row Total
no	1	1052 98.9	1229 99.3	1227 98.7	815 97.9	714 98.3	695 99.2	488 98.9	6221 98.8
	2	11 1.1	8 .7	16 1.3	17 2.1	13 1.7	6 .8	5 1.1	76 1.2
Column Total		1064 16.9	1237 19.7	1243 19.7	832 13.2	727 11.5	700 11.1	493 7.8	6297 100.0

Number of Missing Observations: 138

Question 5k (Think of where you live most of the time. Do other adults live there with you?) by GRADE

SEX = female

		6TH	7TH	8TH	9TH	10TH	11TH	12TH	Row Total
no	1	504 96.3	610 97.8	628 96.6	432 96.3	371 95.5	316 91.2	246 92.8	3107 95.7
	2	19 3.7	14 2.2	22 3.4	17 3.7	17 4.5	30 8.8	19 7.2	138 4.3
Column Total		523 16.1	624 19.2	650 20.0	449 13.8	388 12.0	346 10.7	265 8.2	3245 100.0

SEX = male

		6TH	7TH	8TH	9TH	10TH	11TH	12TH	Row Total
no	1	526 97.4	597 97.3	578 97.6	356 92.8	325 95.8	337 95.2	224 98.3	2944 96.5
	2	14 2.6	17 2.7	14 2.4	28 7.2	14 4.2	17 4.8	4 1.7	108 3.5
Column Total		540 17.7	614 20.1	593 19.4	384 12.6	339 11.1	354 11.6	228 7.5	3052 100.0

SEX = female & male

		6TH	7TH	8TH	9TH	10TH	11TH	12TH	Row Total
no	1	1031 96.9	1207 97.6	1206 97.1	788 94.6	695 95.7	653 93.2	470 95.3	6051 96.1
	2	33 3.1	30 2.4	36 2.9	45 5.4	31 4.3	48 6.8	23 4.7	246 3.9
Column Total		1064 16.9	1237 19.7	1243 19.7	832 13.2	727 11.5	700 11.1	493 7.8	6297 100.0

Number of Missing Observations: 138

Question 51 (Think of where you live most of the time. Does your sister live there with you?) by GRADE

SEX = female

		6TH	7TH	8TH	9TH	10TH	11TH	12TH	Row Total
no	1	292 55.7	306 49.1	328 50.5	252 56.1	228 58.8	208 60.1	187 70.5	1801 55.5
	2	232 44.3	318 50.9	322 49.5	197 43.9	160 41.2	138 39.9	78 29.5	1445 44.5
Column Total		523 16.1	624 19.2	650 20.0	449 13.8	388 12.0	346 10.7	265 8.2	3245 100.0

SEX = male

		6TH	7TH	8TH	9TH	10TH	11TH	12TH	Row Total
no	1	305 56.4	328 53.5	341 57.6	223 58.0	207 61.0	228 64.4	154 67.7	1786 58.5
	2	236 43.6	285 46.5	251 42.4	161 42.0	132 39.0	126 35.6	74 32.3	1266 41.5
Column Total		540 17.7	614 20.1	593 19.4	384 12.6	339 11.1	354 11.6	228 7.5	3052 100.0

SEX = female & male

		6TH	7TH	8TH	9TH	10TH	11TH	12TH	Row Total
no	1	596 56.0	634 51.3	670 53.9	474 57.0	435 59.8	436 62.3	341 69.2	3586 57.0
	2	468 44.0	603 48.7	573 46.1	358 43.0	292 40.2	264 37.7	152 30.8	2711 43.0
Column Total		1064 16.9	1237 19.7	1243 19.7	832 13.2	727 11.5	700 11.1	493 7.8	6297 100.0

Number of Missing Observations: 138

Question 5m (Think of where you live most of the time. Does your stepsister live there with you?) by GRADE

SEX = female

		6TH	7TH	8TH	9TH	10TH	11TH	12TH	Row Total
no	1	506 96.6	598 95.9	629 96.7	431 96.0	372 96.0	337 97.3	261 98.4	3134 96.6
	2	18 3.4	25 4.1	21 3.3	18 4.0	15 4.0	10 2.7	4 1.6	112 3.4
Column Total		523 16.1	624 19.2	650 20.0	449 13.8	388 12.0	346 10.7	265 8.2	3245 100.0

SEX = male

		6TH	7TH	8TH	9TH	10TH	11TH	12TH	Row Total
no	1	525 97.2	597 97.3	565 95.4	371 96.7	334 98.4	346 97.7	223 97.6	2961 97.0
	2	15 2.8	17 2.7	28 4.6	13 3.3	5 1.6	8 2.3	5 2.4	91 3.0
Column Total		540 17.7	614 20.1	593 19.4	384 12.6	339 11.1	354 11.6	228 7.5	3052 100.0

SEX = female & male

		6TH	7TH	8TH	9TH	10TH	11TH	12TH	Row Total
no	1	1031 96.9	1195 96.6	1194 96.1	802 96.4	706 97.2	683 97.5	484 98.0	6095 96.8
	2	33 3.1	42 3.4	49 3.9	30 3.6	21 2.8	18 2.5	10 2.0	202 3.2
Column Total		1064 16.9	1237 19.7	1243 19.7	832 13.2	727 11.5	700 11.1	493 7.8	6297 100.0

Number of Missing Observations: 138

Question 5a (Think of where you live most of the time. Does your brother live there with you?) by GRADE

SEX = female

		6TH	7TH	8TH	9TH	10TH	11TH	12TH	Row Total
no	1	247 47.2	314 50.3	328 50.4	247 55.0	218 56.3	216 62.5	174 65.6	1744 53.7
	2	276 52.8	310 49.7	323 49.6	202 45.0	169 43.7	130 37.5	91 34.4	1501 46.3
Column Total		523 16.1	624 19.2	650 20.0	449 13.8	388 12.0	346 10.7	265 8.2	3245 100.0

SEX = male

		6TH	7TH	8TH	9TH	10TH	11TH	12TH	Row Total
no	1	290 53.7	317 51.6	319 53.8	204 53.1	193 57.0	222 62.7	137 60.2	1682 55.1
	2	250 46.3	297 48.4	274 46.2	180 46.9	146 43.0	132 37.3	91 39.8	1369 44.9
Column Total		540 17.7	614 20.1	593 19.4	384 12.6	339 11.1	354 11.6	228 7.5	3052 100.0

SEX = female & male

		6TH	7TH	8TH	9TH	10TH	11TH	12TH	Row Total
no	1	537 50.5	630 50.9	647 52.0	451 54.1	412 56.7	439 62.6	311 63.1	3426 54.4
	2	526 49.5	607 49.1	596 48.0	382 45.9	315 43.3	262 37.4	182 36.9	2871 45.6
Column Total		1064 16.9	1237 19.7	1243 19.7	832 13.2	727 11.5	700 11.1	493 7.8	6297 100.0

Number of Missing Observations: 138

Question 5o (Think of where you live most of the time. Does your stepbrother live there with you?) by GRADE

SEX = female

		6TH	7TH	8TH	9TH	10TH	11TH	12TH	Row Total
no	1	506 96.6	595 95.3	627 96.5	435 97.0	373 96.3	341 98.5	259 97.6	3136 96.6
	2	18 3.4	29 4.7	23 3.5	14 3.0	14 3.7	5 1.5	6 2.4	109 3.4
Column Total		523 16.1	624 19.2	650 20.0	449 13.8	388 12.0	346 10.7	265 8.2	3245 100.0

SEX = male

		6TH	7TH	8TH	9TH	10TH	11TH	12TH	Row Total
no	1	528 97.8	575 93.8	575 97.1	371 96.7	330 97.2	343 96.8	222 97.4	2945 96.5
	2	12 2.2	38 6.2	17 2.9	12 3.3	9 2.8	11 3.2	6 2.6	107 3.5
Column Total		540 17.7	614 20.1	593 19.4	384 12.6	339 11.1	354 11.6	228 7.5	3052 100.0

SEX = female & male

		6TH	7TH	8TH	9TH	10TH	11TH	12TH	Row Total
no	1	1034 97.2	1170 94.5	1203 96.8	806 96.9	703 96.7	684 97.7	481 97.5	6081 96.6
	2	29 2.8	67 5.5	40 3.2	26 3.1	24 3.3	16 2.3	12 2.5	216 3.4
Column Total		1064 16.9	1237 19.7	1243 19.7	832 13.2	727 11.5	700 11.1	493 7.8	6297 100.0

Number of Missing Observations: 138

Question 5p (Think of where you live most of the time. Do other children live there with you?) by GRADE

SEX = female

		6TH	7TH	8TH	9TH	10TH	11TH	12TH	Row Total
no	1	499 95.4	606 97.1	631 97.0	426 95.0	357 92.1	320 92.4	258 97.2	3097 95.4
	2	24 4.6	18 2.9	19 3.0	23 5.0	31 7.9	26 7.6	7 2.8	149 4.6
Column Total		523 16.1	624 19.2	650 20.0	449 13.8	388 12.0	346 10.7	265 8.2	3245 100.0

SEX = male

		6TH	7TH	8TH	9TH	10TH	11TH	12TH	Row Total
no	1	523 96.9	592 96.4	580 97.9	374 97.4	332 97.9	349 98.5	224 98.2	2974 97.4
	2	17 3.1	22 3.6	13 2.1	10 2.6	7 2.1	5 1.5	4 1.8	78 2.6
Column Total		540 17.7	614 20.1	593 19.4	384 12.6	339 11.1	354 11.6	228 7.5	3052 100.0

SEX = female & male

		6TH	7TH	8TH	9TH	10TH	11TH	12TH	Row Total
no	1	1022 96.1	1197 96.8	1211 97.4	800 96.1	689 94.8	669 95.5	482 97.7	6070 96.4
	2	41 3.9	40 3.2	32 2.6	33 3.9	38 5.2	31 4.5	11 2.3	227 3.6
Column Total		1064 16.9	1237 19.7	1243 19.7	832 13.2	727 11.5	700 11.1	493 7.8	6297 100.0

Number of Missing Observations: 138

Question 6 (How many brothers and sisters, including stepbrothers and stepsisters, do you have that are older than you by GRADE

SEX = female

		6TH	7TH	8TH	9TH	10TH	11TH	12TH	Row Total
0	0	181 35.1	205 33.1	231 35.9	141 31.8	139 36.0	111 32.6	80 30.9	1088 33.9
1	1	198 38.5	225 36.4	213 33.2	137 30.8	118 30.5	97 28.5	86 33.0	1074 33.5
2	2	68 13.3	99 16.1	94 14.6	82 18.6	58 15.0	65 19.2	40 15.5	507 15.8
3	3	43 8.4	40 6.5	50 7.8	44 10.0	37 9.5	27 7.9	21 8.2	263 8.2
4	4	14 2.7	18 2.9	27 4.2	22 5.0	12 3.2	8 2.3	17 6.5	117 3.7
5	5	8 1.5	8 1.4	13 2.0	5 1.2	6 1.6	13 3.9	7 2.7	61 1.9
6 or more	6	3 .6	23 3.7	15 2.3	12 2.6	16 4.2	19 5.6	8 3.1	96 3.0
Column Total		514 16.0	619 19.3	643 20.0	444 13.8	386 12.0	341 10.6	259 8.1	3206 100.0

SEX = male

		6TH	7TH	8TH	9TH	10TH	11TH	12TH	Row Total
0	0	213 40.3	226 37.3	211 36.3	114 30.3	126 37.7	115 32.7	89 39.8	1094 36.5
1	1	159 30.1	203 33.5	179 30.8	138 36.8	95 28.5	140 40.0	76 34.1	991 33.0
2	2	81 15.3	92 15.2	118 20.3	57 15.2	50 15.1	54 15.3	25 11.4	478 15.9
3	3	35 6.6	48 7.9	35 6.0	39 10.3	29 8.6	17 4.9	20 8.8	222 7.4
4	4	13 2.5	17 2.8	16 2.8	15 4.1	11 3.3	16 4.6	3 1.4	92 3.1
5	5	15 2.9	10 1.7	6 1.1	5 1.2	6 1.8	0 .1	7 3.0	49 1.6
6 or more	6	11 2.2	10 1.6	16 2.8	8 2.2	17 5.0	9 2.5	4 1.6	75 2.5
Column Total		527 17.6	607 20.2	582 19.4	376 12.5	334 11.1	351 11.7	223 7.4	3000 100.0

Question 6 (How many brothers and sisters, including stepbrothers and stepsisters, do you have that are older than you?) by GRADE

SEX = female & male

		6TH	7TH	8TH	9TH	10TH	11TH	12TH	Row Total
0	0	393	432	442	255	265	226	169	2181
		37.8	35.2	36.1	31.1	36.8	32.6	35.0	35.1
1	1	357	429	392	275	213	237	162	2065
		34.3	35.0	32.0	33.6	29.6	34.3	33.5	33.3
2	2	149	192	212	139	108	119	66	985
		14.3	15.6	17.3	17.0	15.0	17.2	13.6	15.9
3	3	78	88	85	83	65	44	41	485
		7.5	7.2	7.0	10.1	9.1	6.4	8.5	7.8
4	4	27	35	43	38	23	24	20	209
		2.6	2.8	3.5	4.6	3.2	3.5	4.1	3.4
5	5	23	18	20	10	12	14	14	110
		2.2	1.5	1.6	1.2	1.7	2.0	2.9	1.8
6 or more	6	15	33	31	20	33	28	12	171
		1.4	2.7	2.5	2.4	4.6	4.0	2.4	2.8
Column		1041	1226	1225	820	720	691	483	6206
Total		16.8	19.8	19.7	13.2	11.6	11.1	7.8	100.0
Number of Missing Observations:		229							

Question 7 (How many brothers and sisters, including stepbrothers and stepsisters, do you have that are younger than you?) by GRADE

SEX = female

		6TH	7TH	8TH	9TH	10TH	11TH	12TH	Row Total
0	0	216	238	235	180	159	142	112	1282
		41.4	38.7	36.6	40.2	41.2	41.3	43.6	39.9
1	1	180	224	240	146	120	106	80	1096
		34.6	36.4	37.3	32.6	31.2	30.7	31.1	34.1
2	2	79	85	91	76	52	56	36	475
		15.2	13.8	14.1	17.0	13.5	16.3	13.8	14.8
3	3	32	47	47	26	29	22	15	217
		6.1	7.6	7.3	5.7	7.5	6.5	5.9	6.8
4	4	10	16	15	14	17	10	9	92
		2.0	2.6	2.4	3.2	4.4	3.0	3.4	2.9
5	5	4	3	12	3	6	4	4	35
		.7	.4	1.8	.6	1.5	1.1	1.6	1.1
6 or more	6		3	3	3	3	4	1	17
			.5	.5	.6	.7	1.1	.5	.5
Column Total		520	617	643	447	385	344	258	3213
		16.2	19.2	20.0	13.9	12.0	10.7	8.0	100.0

SEX = male

		6TH	7TH	8TH	9TH	10TH	11TH	12TH	Row Total
0	0	219	215	214	134	137	146	82	1147
		41.0	35.5	37.0	35.8	41.5	42.6	36.9	38.4
1	1	203	229	227	127	106	118	95	1105
		37.9	37.9	39.2	34.2	31.9	34.4	42.8	37.0
2	2	82	93	85	74	49	54	28	466
		15.3	15.3	14.8	20.0	15.0	15.8	12.7	15.6
3	3	17	38	35	22	23	15	8	157
		3.2	6.2	6.0	6.0	6.9	4.4	3.5	5.3
4	4	8	24	10	9	6	6	5	68
		1.5	3.9	1.7	2.4	1.8	1.9	2.3	2.3
5	5	2	4	3	1	4	1	0	14
		.4	.6	.6	.2	1.1	.2	.1	.5
6 or more	6	4	3	5	5	6	3	4	30
		.8	.5	.8	1.4	1.9	.8	1.6	1.0
Column Total		535	605	579	373	330	342	222	2987
		17.9	20.3	19.4	12.5	11.1	11.5	7.4	100.0

Question 7 (How many brothers and sisters, including stepbrothers and stepsisters, do you have that are younger than you?) by GRADE

SEX = female & male

		6TH	7TH	8TH	9TH	10TH	11TH	12TH	Row Total
0	0	435 41.2	453 37.1	449 36.8	313 38.2	296 41.4	288 41.9	194 40.5	2429 39.2
1	1	382 36.2	454 37.1	467 38.2	273 33.3	226 31.5	223 32.5	175 36.5	2200 35.5
2	2	161 15.3	178 14.6	176 14.4	151 18.4	102 14.2	110 16.0	64 13.3	941 15.2
3	3	48 4.6	84 6.9	81 6.7	48 5.9	51 7.2	37 5.4	23 4.8	374 6.0
4	4	18 1.7	40 3.2	25 2.1	23 2.8	23 3.2	17 2.5	14 2.9	159 2.6
5	5	6 .6	6 .5	15 1.2	3 .4	9 1.3	4 .6	4 .9	49 .8
6 or more	6	4 .4	6 .5	8 .7	8 1.0	9 1.3	7 1.0	5 1.0	48 .8
Column Total		1055 17.0	1222 19.7	1222 19.7	820 13.2	716 11.5	687 11.1	480 7.7	6200 100.0
Number of Missing Observations:		235							

Question 8 (What is the language you use most often at home?) by GRADE

SEX = female

		6TH	7TH	8TH	9TH	10TH	11TH	12TH	Row Total
english	1	512 98.8	602 97.5	644 99.1	448 99.8	382 98.4	341 98.4	263 99.6	3191 98.7
	2	1 .3	6 1.0		1 .1		4 1.2	1 .4	13 .4
french	3	5 .9	10 1.5	6 .9	0 .1	6 1.6	1 .4		28 .9
	other								
Column Total		518 16.0	617 19.1	649 20.1	449 13.9	388 12.0	346 10.7	265 8.2	3232 100.0

SEX = male

		6TH	7TH	8TH	9TH	10TH	11TH	12TH	Row Total
english	1	533 98.8	598 97.9	578 98.1	372 98.3	332 98.1	352 100.0	227 99.5	2992 98.6
	2	1 .1	2 .4	6 1.1	3 .8	2 .6			14 .5
french	3	6 1.0	10 1.7	5 .8	4 .9	4 1.3		1 .5	30 1.0
	other								
Column Total		539 17.8	611 20.1	589 19.4	378 12.5	338 11.1	352 11.6	228 7.5	3036 100.0

SEX = female & male

		6TH	7TH	8TH	9TH	10TH	11TH	12TH	Row Total
english	1	1045 98.8	1200 97.7	1221 98.7	820 99.1	714 98.3	693 99.2	490 99.5	6182 98.6
	2	2 .2	8 .7	6 .5	4 .4	2 .3	4 .6	1 .2	28 .4
french	3	10 1.0	20 1.6	10 .8	4 .5	11 1.5	1 .2	1 .2	57 .9
	other								
Column Total		1057 16.9	1228 19.6	1238 19.8	827 13.2	726 11.6	698 11.1	492 7.9	6267 100.0

Number of Missing Observations: 168

Question 9 (Individual geographic identifier - not included in order to protect the confidentiality of responding students and their respective schools.)

Question 10 (What is the highest level of schooling your father completed?) by
GRADE

SEX = female

		6TH	7TH	8TH	9TH	10TH	11TH	12TH	Row Total
grade school	1	3 .7	12 2.0	6 .9	2 .5	9 2.3	11 3.3	16 6.2	61 1.9
some high school	2	23 4.6	57 9.4	54 8.5	46 10.8	51 13.3	28 8.4	18 6.9	278 8.8
completed HS	3	96 19.2	153 25.0	150 23.7	131 30.5	94 24.8	123 36.1	99 37.3	846 26.8
some college	4	44 8.8	51 8.4	68 10.6	45 10.4	48 12.6	47 13.7	41 15.7	344 10.9
completed college	5	117 23.4	144 23.5	147 23.1	94 21.8	86 22.7	82 24.0	52 19.8	721 22.8
grad/prof school	6	54 10.7	78 12.7	97 15.3	40 9.3	27 7.0	22 6.5	22 8.5	340 10.8
unknown	7	160 31.8	111 18.2	107 16.9	64 15.0	65 17.1	27 7.9	12 4.4	546 17.3
NA	8	4 .8	4 .6	6 1.0	7 1.6	1 .2		3 1.3	25 .8
Column Total		502 15.9	610 19.3	635 20.1	429 13.6	380 12.0	340 10.8	265 8.4	3161 100.0

SEX = male

		6TH	7TH	8TH	9TH	10TH	11TH	12TH	Row Total
grade school	1	10 1.9	12 2.0	4 .7	3 .7	4 1.3	6 1.7	1 .5	40 1.3
some high school	2	24 4.6	23 3.8	30 5.3	36 9.5	25 7.5	20 5.7	13 5.8	171 5.8
completed HS	3	105 20.2	159 26.5	130 22.7	119 31.8	113 33.6	108 31.2	72 31.6	806 27.1
some college	4	28 5.4	50 8.3	57 9.9	39 10.4	49 14.7	53 15.4	43 19.1	319 10.7
completed college	5	154 29.4	129 21.6	152 26.5	97 25.9	68 20.2	85 24.6	66 29.1	751 25.2
grad/prof school	6	64 12.2	99 16.5	105 18.4	29 7.6	34 10.1	40 11.4	20 8.8	390 13.1
unknown	7	135 25.8	125 20.8	93 16.2	51 13.7	42 12.5	34 9.7	10 4.5	489 16.4
NA	8	2 .5	3 .5	2 .3	1 .3	0 .1	1 .4	1 .5	11 .4
Column Total		522 17.5	600 20.1	573 19.2	374 12.6	335 11.3	348 11.7	227 7.6	2978 100.0

Question 10 (What is the highest level of schooling your father completed?) by GRADE

SEX = female & male

		6TH	7TH	8TH	9TH	10TH	11TH	12TH	Row Total
grade school	1	13 1.3	25 2.0	10 .8	5 .6	13 1.8	17 2.5	17 3.6	101 1.6
some high school	2	47 4.6	80 6.7	84 7.0	82 10.2	76 10.6	48 7.0	32 6.4	449 7.3
completed HS	3	202 19.7	311 25.7	281 23.2	250 31.1	207 28.9	231 33.6	170 34.7	1652 26.9
some college	4	72 7.1	101 8.4	124 10.3	83 10.4	97 13.6	100 14.6	85 17.2	663 10.8
completed college	5	271 26.5	273 22.6	298 24.7	191 23.7	154 21.5	167 24.3	118 24.1	1472 24.0
grad/prof school	6	118 11.5	176 14.6	203 16.8	69 8.5	60 8.5	62 9.0	42 8.6	730 11.9
unknown	7	294 28.7	236 19.5	200 16.6	115 14.4	107 14.9	61 8.8	22 4.5	1035 16.9
NA	8	6 .6	7 .6	8 .7	8 1.0	1 .2	1 .2	5 1.0	37 .6
Column Total		1024 16.7	1210 19.7	1208 19.7	803 13.1	715 11.6	688 11.2	491 8.0	6139 100.0

Number of Missing Observations: 296

Question 11 (What is the highest level of schooling your mother completed?) by GRADE

SEX = female

		6TH	7TH	8TH	9TH	10TH	11TH	12TH	Row Total
grade school	1	3 .5	10 1.6	2 .3	4 .9	4 1.1	4 1.3	3 1.1	30 .9
some high school	2	34 6.8	45 7.4	44 7.0	29 6.7	27 7.0	23 6.7	18 6.8	221 6.9
completed HS	3	100 19.7	169 27.8	196 30.9	129 29.5	135 34.7	132 38.6	110 41.4	971 30.5
some college	4	63 12.5	80 13.2	64 10.1	98 22.3	56 14.5	67 19.4	45 16.8	473 14.8
completed college	5	130 25.8	168 27.6	177 27.9	102 23.2	99 25.6	77 22.4	71 26.6	824 25.9
grad/prof school	6	62 12.2	69 11.3	56 8.8	35 8.1	30 7.8	28 8.1	15 5.8	295 9.3
unknown	7	111 22.0	66 10.9	89 14.0	39 8.9	36 9.2	12 3.4	4 1.3	356 11.2
NA	8	3 .5	1 .2	6 1.0	2 .4	1 .1		0 .1	13 .4
Column Total		506 15.9	608 19.1	635 19.9	438 13.8	388 12.2	343 10.8	265 8.3	3183 100.0

SEX = male

		6TH	7TH	8TH	9TH	10TH	11TH	12TH	Row Total
grade school	1	1 .2	4 .6	3 .6	4 1.2	3 .9	1 .2	1 .5	17 .6
some high school	2	21 4.1	23 3.8	25 4.3	27 7.1	15 4.6	15 4.2	11 4.8	136 4.6
completed HS	3	104 20.0	153 25.3	137 23.8	135 35.9	112 33.8	106 30.7	86 38.5	833 28.0
some college	4	45 8.7	69 11.5	63 10.9	51 13.4	47 14.1	54 15.7	37 16.6	366 12.3
completed college	5	167 32.2	191 31.5	196 34.1	83 22.2	83 24.9	109 31.4	58 25.7	886 29.8
grad/prof school	6	59 11.4	74 12.2	75 13.0	38 10.0	39 11.8	30 8.7	20 8.8	334 11.2
unknown	7	120 23.1	88 14.6	73 12.8	36 9.6	30 9.1	31 8.9	10 4.5	389 13.1
NA	8	2 .3	4 .6	3 .4	3 .7	2 .7	1 .2	1 .5	15 .5
Column Total		518 17.4	605 20.3	574 19.3	376 12.6	332 11.2	347 11.6	224 7.5	2977 100.0

Question 11 (What is the highest level of schooling your mother completed?) by GRADE
SEX = female & male

		6TH	7TH	8TH	9TH	10TH	11TH	12TH	Row Total
grade school	1	3 .3	13 1.1	5 .5	9 1.0	7 1.0	5 .8	4 .8	47 .8
some high school	2	55 5.4	68 5.6	69 5.7	56 6.9	42 5.9	38 5.5	29 5.9	357 5.8
completed HS	3	203 19.9	322 26.5	333 27.5	264 32.4	247 34.3	239 34.6	196 40.1	1804 29.3
some college	4	109 10.6	150 12.3	127 10.5	148 18.2	103 14.3	121 17.5	82 16.7	839 13.6
completed college	5	297 29.0	359 29.6	373 30.9	185 22.7	182 25.3	186 26.9	128 26.2	1710 27.8
grad/prof school	6	121 11.8	143 11.8	130 10.8	73 9.0	70 9.7	58 8.4	35 7.2	629 10.2
unknown	7	231 22.6	154 12.7	162 13.4	75 9.2	66 9.2	43 6.2	14 2.8	745 12.1
NA	8	4 .4	5 .4	9 .7	4 .5	3 .4	1 .1	2 .3	28 .5
Column Total		1024 16.6	1214 19.7	1209 19.6	814 13.2	720 11.7	690 11.2	489 7.9	6159 100.0
Number of Missing Observations: 276									

Question 12 (Where are you living now?) by GRADE

SEX = female

		6TH	7TH	8TH	9TH	10TH	11TH	12TH	Row Total
farm	1	25	28	24	14	20	14	12	137
		4.8	4.6	3.7	3.2	5.1	4.2	4.3	4.3
In the country	2	96	221	240	150	125	123	92	1048
		18.7	35.9	37.1	33.9	32.4	36.0	34.7	32.6
In a city, town	3	391	366	382	278	242	206	161	2026
		76.5	59.5	59.1	62.8	62.5	59.9	60.9	63.1
Column		511	616	646	443	387	343	265	3210
Total		15.9	19.2	20.1	13.8	12.0	10.7	8.3	100.0

SEX = male

		6TH	7TH	8TH	9TH	10TH	11TH	12TH	Row Total
farm	1	17	21	30	21	15	21	14	140
		3.3	3.5	5.3	5.5	4.5	5.9	6.2	4.7
In the country	2	115	182	209	144	136	120	101	1007
		21.7	30.4	36.6	37.8	40.2	34.1	44.5	33.6
In a city, town	3	397	395	332	216	187	212	112	1851
		75.0	66.1	58.1	56.8	55.3	60.1	49.2	61.7
Column		529	598	571	381	338	353	228	2998
Total		17.6	19.9	19.0	12.7	11.3	11.8	7.6	100.0

Number of Missing Observations: 226

SEX = female & male

		6TH	7TH	8TH	9TH	10TH	11TH	12TH	Row Total
farm	1	42	49	54	35	35	35	26	276
		4.0	4.1	4.5	4.3	4.8	5.0	5.2	4.5
In the country	2	210	403	449	294	261	244	193	2055
		20.2	33.2	36.9	35.7	36.0	35.0	39.3	33.1
In a city, town	3	787	762	714	494	429	418	274	3877
		75.7	62.7	58.6	60.0	59.2	60.0	55.5	62.5
Column		1040	1214	1217	824	725	697	493	6209
Total		16.7	19.6	19.6	13.3	11.7	11.2	7.9	100.0

Number of Missing Observations: 226

Question 13 (What were your grades like last year?) by GRADE

SEX = female

		6TH	7TH	8TH	9TH	10TH	11TH	12TH	Row Total
Mostly As	1	225 44.3	238 39.5	261 40.8	160 37.5	81 21.0	63 18.7	51 19.3	1078 34.1
	2	214 42.2	271 45.0	257 40.3	159 37.2	172 44.8	196 58.4	149 56.5	1419 44.9
Mostly Bs	3	61 12.0	75 12.5	93 14.6	83 19.4	96 25.0	72 21.4	55 20.9	535 16.9
	4	6 1.1	12 2.0	20 3.1	17 4.0	28 7.4	5 1.5	8 3.0	96 3.0
Mostly Cs	5	2 .4	6 1.0	8 1.2	8 1.9	7 1.9		1 .3	32 1.0
Column Total		507 16.0	603 19.1	639 20.2	427 13.5	385 12.2	337 10.6	263 8.3	3160 100.0

SEX = male

		6TH	7TH	8TH	9TH	10TH	11TH	12TH	Row Total
Mostly As	1	183 36.7	145 25.4	163 29.0	69 18.8	48 14.4	57 16.2	42 18.9	709 24.3
	2	216 43.3	258 45.1	245 43.6	138 37.3	125 37.4	143 40.5	97 43.3	1221 41.9
Mostly Bs	3	75 15.1	126 22.0	122 21.7	107 29.0	110 32.7	120 34.0	73 32.7	733 25.2
	4	17 3.5	29 5.1	26 4.7	40 10.9	38 11.3	26 7.4	9 4.2	187 6.4
Mostly Cs	5	7 1.4	14 2.5	6 1.1	15 4.1	14 4.1	7 1.9	2 .9	64 2.2
Column Total		498 17.1	572 19.6	562 19.3	370 12.7	335 11.5	353 12.1	223 7.7	2914 100.0

SEX = female & male

		6TH	7TH	8TH	9TH	10TH	11TH	12TH	Row Total
Mostly As	1	408 40.6	383 32.6	424 35.3	230 28.8	129 17.9	120 17.5	93 19.1	1787 29.4
	2	430 42.8	529 45.0	502 41.8	297 37.2	297 41.3	339 49.2	246 50.4	2641 43.5
Mostly Bs	3	136 13.5	201 17.1	215 17.9	190 23.9	206 28.6	192 27.8	128 26.3	1268 20.9
	4	23 2.3	41 3.5	46 3.8	57 7.2	66 9.2	31 4.5	17 3.6	283 4.7
Mostly Cs	5	9 .9	20 1.7	14 1.1	23 2.9	21 2.9	7 1.0	3 .6	96 1.6
Column Total		1005 16.5	1175 19.3	1201 19.8	797 13.1	720 11.8	690 11.4	487 8.0	6074 100.0

Number of Missing Observations: 361

Question 14a (During the last four weeks, how many whole days of school have you missed because of illness?) by GRADE

SEX = female

		6TH	7TH	8TH	9TH	10TH	11TH	12TH	Row Total
none	0	299 58.1	336 55.9	339 53.0	239 54.9	185 47.9	182 52.8	126 47.7	1705 53.6
	1	92 17.9	107 17.7	113 17.6	71 16.4	85 22.1	70 20.2	45 17.2	583 18.3
2 days	2	52 10.2	62 10.4	83 12.9	61 14.1	34 8.7	36 10.4	35 13.5	364 11.4
	3	30 5.9	31 5.1	46 7.1	22 5.0	36 9.4	15 4.4	21 8.1	201 6.3
4-5 days	4	22 4.2	43 7.1	40 6.3	22 5.1	24 6.3	16 4.6	20 7.6	186 5.9
	6	16 3.1	19 3.1	16 2.5	10 2.4	10 2.7	18 5.2	14 5.1	103 3.2
11+ days	11	4 .7	4 .7	3 .5	9 2.1	11 2.9	9 2.5	2 .8	43 1.3
Column Total		514 16.1	601 18.9	640 20.1	435 13.7	385 12.1	346 10.9	264 8.3	3184 100.0

SEX = male

		6TH	7TH	8TH	9TH	10TH	11TH	12TH	Row Total
Q14A none	0	301 57.1	366 62.1	338 59.1	233 62.0	205 61.4	231 66.3	136 60.7	1811 60.9
	1	119 22.6	87 14.8	110 19.2	59 15.7	69 20.5	48 13.7	35 15.4	526 17.7
2 days	2	37 7.0	58 9.8	53 9.2	37 9.9	24 7.3	30 8.5	18 8.1	257 8.6
	3	32 6.1	27 4.6	30 5.2	15 4.0	19 5.7	16 4.5	17 7.6	156 5.3
4-5 days	4	24 4.5	35 6.0	24 4.3	18 4.8	10 3.0	12 3.5	6 2.8	130 4.4
	6	10 1.9	7 1.2	10 1.7	4 1.1	3 .8	8 2.2	8 3.6	50 1.7
11+ days	11	4 .7	9 1.5	7 1.3	9 2.5	4 1.3	4 1.2	4 1.8	42 1.4
Column Total		527 17.7	590 19.8	571 19.2	376 12.7	335 11.3	349 11.7	224 7.5	2972 100.0

Question 14a (During the last four weeks how many whole days of school have you missed because of illness?) by GRADE

SEX = female & male

		6TH	7TH	8TH	9TH	10TH	11TH	12TH	Row Total
none	0	600 57.6	702 59.0	677 55.9	472 58.2	390 54.2	414 59.6	262 53.7	3517 57.1
1 day	1	211 20.2	194 16.3	223 18.4	130 16.1	154 21.4	118 16.9	80 16.4	1109 18.0
2 days	2	89 8.6	120 10.1	135 11.2	99 12.2	58 8.1	65 9.4	54 11.0	621 10.1
3 days	3	62 6.0	58 4.9	76 6.2	37 4.6	55 7.7	31 4.5	38 7.8	357 5.8
4-5 days	4	45 4.4	78 6.5	65 5.3	40 4.9	34 4.7	28 4.0	26 5.4	317 5.1
6-10 days	6	26 2.5	26 2.2	26 2.1	14 1.8	13 1.8	26 3.7	22 4.4	152 2.5
11+ days	11	8 .7	13 1.1	11 .9	19 2.3	15 2.1	13 1.8	6 1.3	84 1.4
Column Total		1040 16.9	1191 19.3	1211 19.7	811 13.2	720 11.7	695 11.3	488 7.9	6157 100.0

Number of Missing Observations: 278

Question 14b (During the last four weeks, how many whole days of school have you missed because you skipped or "cut"?) by GRADE

SEX = female

		6TH	7TH	8TH	9TH	10TH	11TH	12TH	Row Total
none	0	443 92.5	500 86.1	481 77.1	355 84.9	282 75.3	237 71.2	188 73.5	2486 81.1
	1	14 2.9	39 6.8	64 10.2	30 7.1	37 9.8	63 19.0	29 11.4	276 9.0
2 days	2	11 2.2	21 3.6	40 6.4	10 2.4	26 7.0	12 3.6	20 7.6	139 4.5
	3	3 .7	13 2.2	19 3.0	12 2.9	11 2.9	8 2.4	7 2.8	73 2.4
4-5 days	4	5 1.0	8 1.3	12 2.0	7 1.6	6 1.5	8 2.3	9 3.6	54 1.8
	6	1 .1		6 1.0	1 .1	4 1.1	4 1.1	1 .5	17 .5
11+ days	11	3 .6		2 .3	4 .9	9 2.3	1 .3	2 .6	20 .6
Column Total		479 15.6	581 19.0	624 20.3	418 13.6	375 12.2	333 10.9	255 8.3	3065 100.0

SEX = male

		6TH	7TH	8TH	9TH	10TH	11TH	12TH	Row Total
none	0	447 92.0	473 82.4	446 80.9	317 85.6	258 80.4	265 77.3	129 60.1	2335 81.6
	1	23 4.8	51 8.9	46 8.4	23 6.2	27 8.5	32 9.5	43 20.0	246 8.6
2 days	2	5 1.0	15 2.7	17 3.1	12 3.3	16 5.0	23 6.8	16 7.4	105 3.7
	3	4 .9	9 1.5	19 3.4	5 1.3	8 2.6	14 4.2	12 5.4	71 2.5
4-5 days	4	2 .5	17 3.0	8 1.5	4 1.0	4 1.3	2 .6	9 4.0	46 1.6
	6	4 .8	1 .1	6 1.1	2 .5	6 1.7	5 1.4	3 1.4	26 .9
11+ days	11	1 .1	8 1.5	9 1.7	8 2.1	2 .5	1 .3	4 1.8	32 1.1
Column Total		486 17.0	574 20.1	551 19.3	371 13.0	320 11.2	342 12.0	215 7.5	2860 100.0

Question 14b (During the last four weeks how many whole days of school have you missed because you skipped or "cut"?) by GRADE

SEX = female & male

		6TH	7TH	8TH	9TH	10TH	11TH	12TH	Row Total
none	0	890	973	926	672	540	502	317	4821
		92.2	84.2	78.9	85.2	77.7	74.3	67.4	81.4
1 day	1	37	90	110	53	64	96	72	522
		3.8	7.8	9.3	6.7	9.2	14.2	15.3	8.8
2 days	2	16	37	57	22	42	35	35	244
		1.6	3.2	4.9	2.8	6.1	5.2	7.5	4.1
3 days	3	8	21	38	17	19	22	19	144
		.8	1.8	3.2	2.1	2.8	3.3	4.0	2.4
4-5 days	4	7	25	20	11	10	10	18	100
		.7	2.2	1.7	1.4	1.4	1.4	3.8	1.7
6-10 days	6	4	1	12	3	10	8	4	42
		.4	.1	1.0	.3	1.4	1.3	.9	.7
11+ days	11	4	8	11	12	10	2	5	52
		.4	.7	.9	1.5	1.5	.3	1.1	.9
Column		965	1156	1175	789	695	675	471	5926
Total		16.3	19.5	19.8	13.3	11.7	11.4	7.9	100.0

Number of Missing Observations: 509

Question 14c (During the last four weeks, how many whole days of school have you missed for other reasons?) by GRADE

SEX = female

		6TH	7TH	8TH	9TH	10TH	11TH	12TH	Row Total
none	0	331 69.2	357 61.0	368 60.4	254 59.9	195 52.0	162 49.4	121 48.0	1787 58.6
1 day	1	83 17.3	113 19.4	111 18.2	85 20.2	87 23.2	70 21.4	48 19.1	597 19.6
2 days	2	23 4.8	57 9.7	60 9.9	40 9.4	48 12.8	47 14.3	31 12.4	306 10.0
3 days	3	18 3.7	22 3.7	25 4.1	25 5.9	19 5.0	20 6.1	20 8.1	149 4.9
4-5 days	4	12 2.5	15 2.5	30 5.0	7 1.8	7 1.9	13 4.1	18 7.1	102 3.4
6-10 days	6	9 1.8	20 3.4	10 1.7	5 1.3	17 4.4	12 3.6	8 3.3	81 2.7
11+ days	11	3 .6	2 .3	4 .7	6 1.5	3 .7	3 1.0	5 2.0	26 .9
Column Total		479 15.7	585 19.2	610 20.0	423 13.9	375 12.3	327 10.7	251 8.2	3049 100.0

SEX = male

		6TH	7TH	8TH	9TH	10TH	11TH	12TH	Row Total
none	0	383 78.5	394 71.4	366 66.1	267 73.1	205 66.5	198 61.0	117 56.0	1929 68.9
1 day	1	56 11.5	74 13.5	95 17.1	44 12.0	47 15.4	60 18.5	41 19.7	417 14.9
2 days	2	21 4.3	42 7.5	43 7.8	23 6.3	22 7.1	25 7.6	24 11.6	199 7.1
3 days	3	13 2.6	21 3.7	20 3.6	12 3.3	15 4.8	17 5.2	6 2.9	103 3.7
4-5 days	4	9 1.9	9 1.7	14 2.6	9 2.6	13 4.2	16 5.0	14 6.6	85 3.0
6-10 days	6	3 .6	7 1.3	10 1.9	2 .4	4 1.2	7 2.2	3 1.3	35 1.3
11+ days	11	4 .7	5 1.0	5 .9	8 2.3	3 .8	2 .6	4 1.9	31 1.1
Column Total		488 17.4	552 19.7	553 19.8	365 13.0	309 11.0	325 11.6	208 7.4	2800 100.0

Question 14c (During the last four weeks how many whole days of school have you missed for other reasons?) by GRADE

SEX = female & male

		6TH	7TH	8TH	9TH	10TH	11TH	12TH	Row Total
none	0	714	751	734	520	400	360	237	3716
		73.9	66.0	63.1	66.0	58.5	55.2	51.6	63.5
1 day	1	139	188	206	129	135	130	89	1015
		14.3	16.5	17.7	16.4	19.7	19.9	19.4	17.4
2 days	2	44	99	103	63	70	72	55	505
		4.6	8.7	8.9	8.0	10.2	11.0	12.0	8.6
3 days	3	31	42	45	37	34	37	26	252
		3.2	3.7	3.9	4.7	4.9	5.6	5.7	4.3
4-5 days	4	21	24	45	17	20	30	31	187
		2.2	2.1	3.8	2.1	2.9	4.5	6.9	3.2
6-10 days	6	12	27	21	7	20	19	11	116
		1.2	2.4	1.8	.9	3.0	2.9	2.4	2.0
11+ days	11	7	7	9	15	5	5	9	57
		.7	.6	.8	1.9	.8	.8	1.9	1.0
Column		966	1137	1163	788	683	652	460	5849
Total		16.5	19.4	19.9	13.5	11.7	11.1	7.9	100.0
Number of Missing Observations: 586									

Question 15 (In my school, students have lots of chances to help decide things like class activities and rules.) by GRADE

SEX = female

		6TH	7TH	8TH	9TH	10TH	11TH	12TH	Row Total
NO!	1	43 8.8	78 13.0	96 15.4	69 15.8	82 22.4	65 19.1	36 14.1	469 15.1
	2	180 36.8	212 35.2	269 43.1	174 40.1	144 39.3	130 38.2	104 40.3	1213 39.0
yes	3	222 45.4	266 44.1	218 34.9	176 40.7	120 32.8	134 39.3	105 40.7	1241 39.9
	4	44 9.0	46 7.6	41 6.6	15 3.4	20 5.5	12 3.4	13 4.9	190 6.1
Column Total		488 15.7	603 19.4	623 20.0	434 13.9	366 11.8	340 10.9	258 8.3	3112 100.0

SEX = male

		6TH	7TH	8TH	9TH	10TH	11TH	12TH	Row Total
NO!	1	90 17.6	144 24.1	130 23.2	90 24.6	85 25.3	58 16.8	52 23.6	648 22.1
	2	186 36.5	194 32.6	177 31.6	119 32.4	110 32.9	142 41.0	80 36.4	1008 34.4
yes	3	193 37.8	222 37.3	217 38.8	134 36.6	118 35.4	122 35.4	79 35.8	1085 37.0
	4	42 8.2	36 6.0	36 6.4	24 6.4	21 6.3	23 6.7	9 4.2	190 6.5
Column Total		511 17.4	595 20.3	560 19.1	366 12.5	334 11.4	345 11.8	220 7.5	2931 100.0

SEX = female & male

		6TH	7TH	8TH	9TH	10TH	11TH	12TH	Row Total
NO!	1	133 13.3	222 18.5	226 19.1	158 19.8	166 23.8	123 17.9	89 18.5	1117 18.5
	2	366 36.6	406 33.9	446 37.7	292 36.6	254 36.3	272 39.6	184 38.5	2220 36.7
yes	3	415 41.5	488 40.7	435 36.8	310 38.8	239 34.1	256 37.3	184 38.4	2326 38.5
	4	86 8.6	82 6.8	77 6.5	39 4.8	41 5.9	35 5.1	22 4.5	380 6.3
Column Total		999 16.5	1198 19.8	1183 19.6	800 13.2	700 11.6	685 11.3	478 7.9	6043 100.0

Number of Missing Observations: 392

Question 16 (My teacher notices and tells me when I'm doing a good job) by GRADE

SEX = female

		6TH	7TH	8TH	9TH	10TH	11TH	12TH	Row Total
NO!	1	19 3.7	30 4.9	44 6.9	50 11.5	50 13.1	32 9.2	13 5.0	238 7.5
	2	66 13.1	111 18.1	142 22.2	115 26.3	84 22.1	99 29.0	80 30.7	698 21.9
yes	3	258 51.1	330 53.9	369 57.7	227 51.7	207 54.3	182 53.1	136 51.9	1708 53.7
	4	162 32.0	142 23.1	85 13.3	46 10.6	40 10.4	30 8.7	33 12.4	537 16.9
Column Total		505 15.9	612 19.3	639 20.1	438 13.8	381 12.0	343 10.8	261 8.2	3180 100.0

SEX = male

		6TH	7TH	8TH	9TH	10TH	11TH	12TH	Row Total
NO!	1	32 6.2	82 13.8	59 10.3	44 11.8	41 12.1	29 8.3	26 11.4	312 10.5
	2	80 15.3	103 17.4	118 20.8	105 28.1	77 22.8	80 23.0	45 19.8	608 20.5
yes	3	269 51.4	280 47.3	299 52.7	173 46.2	181 53.8	213 61.3	140 62.0	1555 52.4
	4	141 27.0	127 21.5	91 16.1	52 13.8	38 11.3	26 7.5	15 6.8	491 16.5
Column Total		522 17.6	592 20.0	567 19.1	374 12.6	337 11.3	348 11.7	226 7.6	2966 100.0

SEX = female & male

		6TH	7TH	8TH	9TH	10TH	11TH	12TH	Row Total
NO!	1	51 5.0	112 9.3	103 8.5	95 11.6	91 12.6	60 8.7	39 8.0	550 8.9
	2	146 14.2	214 17.7	260 21.6	220 27.1	161 22.5	179 26.0	125 25.6	1306 21.2
yes	3	527 51.3	610 50.7	668 55.4	400 49.2	388 54.1	395 57.2	276 56.6	3263 53.1
	4	303 29.5	269 22.3	176 14.6	98 12.1	78 10.8	56 8.1	48 9.8	1027 16.7
Column Total		1028 16.7	1204 19.6	1206 19.6	813 13.2	717 11.7	690 11.2	488 7.9	6146 100.0

Number of Missing Observations: 289

Question 17 (I try hard to do good work in school.) by GRADE

SEX = female

		6TH	7TH	8TH	9TH	10TH	11TH	12TH	Row Total
NO!	1	3 .5	11 1.9	11 1.7	3 .7	5 1.4	1 .4	2 .9	37 1.2
	2	11 2.1	21 3.4	50 7.8	30 6.8	43 11.5	25 7.2	23 8.6	202 6.3
yes	3	128 24.7	246 40.3	245 38.6	221 50.2	189 50.4	191 55.8	139 52.5	1359 42.7
	4	377 72.7	331 54.4	330 51.9	187 42.3	138 36.8	125 36.6	100 38.0	1589 49.9
Column Total		519 16.3	609 19.1	635 19.9	441 13.8	375 11.8	343 10.8	265 8.3	3186 100.0

SEX = male

		6TH	7TH	8TH	9TH	10TH	11TH	12TH	Row Total
NO!	1	7 1.4	17 2.8	18 3.2	21 5.7	9 2.7	13 3.8	6 2.5	92 3.1
	2	33 6.3	76 12.7	60 10.5	55 14.6	81 23.9	68 19.4	54 24.2	426 14.3
yes	3	220 42.1	274 45.9	260 45.9	170 45.3	167 49.5	187 53.6	133 59.1	1411 47.5
	4	263 50.3	231 38.6	229 40.4	129 34.4	81 24.0	80 23.1	32 14.1	1045 35.1
Column Total		522 17.6	598 20.1	566 19.1	376 12.6	338 11.4	348 11.7	225 7.6	2974 100.0

SEX = female & male

		6TH	7TH	8TH	9TH	10TH	11TH	12TH	Row Total
NO!	1	10 1.0	28 2.3	29 2.4	24 3.0	14 2.0	15 2.1	8 1.7	128 2.1
	2	43 4.2	97 8.0	110 9.1	85 10.4	124 17.3	92 13.3	77 15.8	628 10.2
yes	3	348 33.4	520 43.1	505 42.0	392 47.9	356 49.9	378 54.7	272 55.5	2770 45.0
	4	640 61.4	563 46.6	558 46.5	316 38.7	219 30.7	206 29.8	132 27.0	2633 42.8
Column Total		1041 16.9	1207 19.6	1202 19.5	817 13.3	713 11.6	691 11.2	489 7.9	6160 100.0

Number of Missing Observations: 275

Question 18 (In my school, students can talk one-on-one with teachers.) by GRADE

SEX = female

		6TH	7TH	8TH	9TH	10TH	11TH	12TH	Row Total
NO!	1	17 3.3	40 6.6	52 8.2	37 8.5	28 7.5	14 4.1	9 3.5	197 6.2
	2	74 14.8	114 18.7	120 19.0	124 28.0	107 28.5	69 20.2	55 21.1	664 21.0
yes	3	232 46.3	280 46.0	330 52.2	198 44.7	176 46.7	172 50.2	144 55.1	1531 48.4
	4	178 35.6	174 28.6	130 20.6	83 18.9	65 17.3	87 25.5	53 20.3	772 24.4
Column Total		502 15.9	608 19.2	632 20.0	442 14.0	376 11.9	343 10.8	262 8.3	3164 100.0

SEX = male

		6TH	7TH	8TH	9TH	10TH	11TH	12TH	Row Total
NO!	1	25 4.8	60 10.1	48 8.6	39 10.5	32 9.4	21 6.1	13 5.6	237 8.0
	2	80 15.5	113 19.2	131 23.3	96 25.9	74 21.9	55 16.0	43 19.1	592 20.1
yes	3	222 42.7	249 42.2	247 43.9	174 46.6	164 48.6	196 56.7	129 57.6	1379 46.8
	4	192 37.0	168 28.4	137 24.3	63 17.0	67 20.0	73 21.2	40 17.7	740 25.1
Column Total		519 17.6	590 20.0	563 19.1	372 12.6	336 11.4	345 11.7	224 7.6	2948 100.0

SEX = female & male

		6TH	7TH	8TH	9TH	10TH	11TH	12TH	Row Total
NO!	1	42 4.1	100 8.3	100 8.4	77 9.4	60 8.4	35 5.1	22 4.5	434 7.1
	2	155 15.1	227 19.0	251 21.0	220 27.0	181 25.4	124 18.1	98 20.2	1256 20.5
yes	3	454 44.5	529 44.2	577 48.3	371 45.6	339 47.6	368 53.5	273 56.2	2910 47.6
	4	371 36.3	342 28.5	267 22.4	147 18.0	132 18.6	160 23.3	93 19.1	1512 24.7
Column Total		1021 16.7	1198 19.6	1194 19.5	814 13.3	712 11.7	688 11.3	486 7.9	6113 100.0

Number of Missing Observations: 322

Question 19 (I feel safe at my school.) by GRADE

SEX = female

		6TH	7TH	8TH	9TH	10TH	11TH	12TH	Row Total
NO!	1	31 6.2	25 4.2	38 6.1	29 6.6	16 4.4	12 3.4	5 1.8	156 5.0
	2	54 10.6	94 15.5	53 8.5	67 15.2	43 11.4	31 9.1	29 10.9	370 11.7
yes	3	220 43.3	323 53.2	348 55.6	259 59.0	228 61.1	196 57.3	141 53.6	1713 54.3
	4	202 39.9	165 27.2	187 29.8	84 19.3	86 23.1	103 30.3	89 33.7	917 29.0
Column Total		507 16.1	607 19.2	625 19.8	438 13.9	373 11.8	342 10.8	263 8.3	3156 100.0

SEX = male

		6TH	7TH	8TH	9TH	10TH	11TH	12TH	Row Total
NO!	1	46 8.9	71 12.0	49 8.8	49 13.0	18 5.2	10 2.8	12 5.4	255 8.6
	2	47 9.1	84 14.2	82 14.8	56 14.8	47 13.9	23 6.5	14 6.1	352 11.9
yes	3	225 43.7	293 49.5	239 43.1	190 50.1	163 48.2	179 51.8	122 54.3	1411 47.8
	4	198 38.3	144 24.3	185 33.3	83 22.0	110 32.6	134 38.9	77 34.2	932 31.6
Column Total		516 17.5	592 20.1	555 18.8	379 12.8	337 11.4	346 11.7	225 7.6	2950 100.0

SEX = female & male

		6TH	7TH	8TH	9TH	10TH	11TH	12TH	Row Total
NO!	1	77 7.6	96 8.0	87 7.4	78 9.6	34 4.8	21 3.1	17 3.5	411 6.7
	2	101 9.8	178 14.9	135 11.5	123 15.0	90 12.6	54 7.8	42 8.7	723 11.8
yes	3	445 43.5	615 51.3	587 49.7	448 54.9	390 55.0	375 54.5	263 53.9	3124 51.2
	4	400 39.1	309 25.8	371 31.5	168 20.5	196 27.6	238 34.6	166 33.9	1848 30.3
Column Total		1023 16.8	1199 19.6	1181 19.3	817 13.4	710 11.6	688 11.3	488 8.0	6106 100.0

Number of Missing Observations: 329

Question 20 (I have given up on school.) by GRADE

SEX = female

		6TH	7TH	8TH	9TH	10TH	11TH	12TH	Row Total
NO!	1	446 87.2	453 74.4	449 72.0	290 65.7	202 53.8	210 61.8	177 67.5	2229 70.4
	2	52 10.2	130 21.3	130 20.9	128 29.1	152 40.4	110 32.4	67 25.6	770 24.3
yes	3	6 1.2	18 3.0	29 4.7	17 3.8	18 4.8	17 5.0	17 6.4	123 3.9
YES!	4	7 1.3	8 1.3	15 2.4	6 1.4	3 .9	3 .8	1 .6	44 1.4
Column Total		512 16.2	609 19.2	624 19.7	441 13.9	376 11.9	341 10.8	262 8.3	3165 100.0

SEX = male

		6TH	7TH	8TH	9TH	10TH	11TH	12TH	Row Total
NO!	1	401 77.3	399 67.4	403 72.3	211 56.4	197 58.8	202 58.3	117 51.5	1931 65.4
	2	94 18.0	136 22.9	109 19.6	131 35.0	104 30.9	119 34.5	75 33.2	768 26.0
yes	3	16 3.1	41 6.9	28 5.1	20 5.4	23 6.7	17 4.8	25 11.0	169 5.7
YES!	4	8 1.6	17 2.9	17 3.0	12 3.2	12 3.6	8 2.4	10 4.3	84 2.8
Column Total		519 17.6	592 20.1	557 18.9	374 12.7	336 11.4	346 11.7	227 7.7	2952 100.0

SEX = female & male

		6TH	7TH	8TH	9TH	10TH	11TH	12TH	Row Total
NO!	1	848 82.2	852 70.9	852 72.1	501 61.5	400 56.2	412 60.0	294 60.1	4159 68.0
	2	146 14.2	265 22.1	240 20.3	259 31.8	256 35.9	230 33.4	143 29.1	1538 25.1
yes	3	22 2.2	59 4.9	57 4.9	37 4.5	41 5.7	34 4.9	42 8.5	292 4.8
YES!	4	15 1.4	25 2.1	32 2.7	18 2.2	15 2.2	11 1.6	11 2.3	128 2.1
Column Total		1031 16.9	1201 19.6	1181 19.3	815 13.3	712 11.6	687 11.2	490 8.0	6117 100.0

Number of Missing Observations: 318

Question 21 (I want very much to go to college.) by GRADE

SEX = female

		6TH	7TH	8TH	9TH	10TH	11TH	12TH	Row Total
NO!	1	11 2.1	20 3.3	22 3.6	25 5.8	17 4.7	6 1.7	10 3.7	111 3.6
no	2	18 3.6	42 7.0	38 6.2	38 8.8	35 9.4	30 8.7	25 9.5	226 7.2
yes	3	99 19.7	140 23.2	104 16.9	89 20.5	85 23.1	63 18.5	33 12.6	614 19.6
YES!	4	378 74.7	400 66.5	452 73.2	283 65.0	231 62.7	240 71.0	196 74.1	2180 69.6
Column Total		506 16.2	601 19.2	617 19.7	436 13.9	369 11.8	339 10.8	265 8.4	3132 100.0

SEX = male

		6TH	7TH	8TH	9TH	10TH	11TH	12TH	Row Total
NO!	1	19 3.6	43 7.4	32 5.8	19 5.2	28 8.2	24 7.2	16 7.1	180 6.2
no	2	31 6.0	63 10.8	44 8.0	50 13.7	36 10.5	28 8.4	30 13.1	281 9.7
yes	3	88 17.0	127 21.8	118 21.5	104 28.4	102 30.2	88 26.2	62 27.7	690 23.7
YES!	4	380 73.4	348 60.0	354 64.6	193 52.6	173 51.1	197 58.2	117 52.1	1762 60.5
Column Total		518 17.8	580 19.9	548 18.8	367 12.6	337 11.6	338 11.6	225 7.7	2914 100.0

SEX = female & male

		6TH	7TH	8TH	9TH	10TH	11TH	12TH	Row Total
NO!	1	29 2.9	63 5.3	54 4.6	44 5.5	45 6.4	30 4.5	26 5.3	291 4.8
no	2	49 4.8	105 8.9	82 7.1	89 11.1	70 9.9	58 8.6	55 11.2	508 8.4
yes	3	188 18.3	266 22.6	222 19.1	194 24.1	187 26.5	151 22.4	96 19.5	1304 21.6
YES!	4	758 74.0	747 63.3	806 69.2	476 59.3	404 57.2	437 64.6	313 64.0	3942 65.2
Column Total		1024 16.9	1181 19.5	1165 19.3	803 13.3	706 11.7	676 11.2	490 8.1	6045 100.0

Number of Missing Observations: 390

Question 22 (The school tells my parents when I do well.) by GRADE

SEX = female

		6TH	7TH	8TH	9TH	10TH	11TH	12TH	Row Total
NO!	1	80 16.2	161 26.7	182 29.0	171 39.3	168 44.3	132 38.8	94 35.8	988 31.4
	2	203 41.2	258 42.7	257 41.1	200 45.9	139 36.6	124 36.5	113 43.1	1294 41.2
yes	3	155 31.5	132 21.9	165 26.3	56 12.9	65 17.1	69 20.3	45 17.2	687 21.9
	4	55 11.1	53 8.7	22 3.6	8 1.9	8 2.0	15 4.4	10 3.9	171 5.4
Column Total		492 15.7	604 19.2	626 19.9	436 13.9	379 12.1	340 10.8	263 8.4	3140 100.0

SEX = male

		6TH	7TH	8TH	9TH	10TH	11TH	12TH	Row Total
NO!	1	91 17.5	196 33.4	186 33.6	161 43.1	137 40.6	119 34.5	86 38.0	977 33.2
	2	173 33.4	221 37.6	188 33.9	137 36.7	133 39.4	150 43.4	83 36.4	1085 36.8
yes	3	162 31.2	135 22.9	130 23.5	49 13.2	54 15.9	67 19.4	54 23.9	651 22.1
	4	93 17.9	35 6.0	50 9.1	26 7.0	14 4.1	10 2.8	4 1.7	232 7.9
Column Total		520 17.6	588 20.0	554 18.8	373 12.7	337 11.5	346 11.7	227 7.7	2945 100.0

SEX = female & male

		6TH	7TH	8TH	9TH	10TH	11TH	12TH	Row Total
NO!	1	170 16.9	358 30.0	367 31.1	332 41.1	305 42.5	251 36.6	180 36.8	1964 32.3
	2	376 37.2	479 40.2	445 37.7	337 41.6	272 37.9	274 40.0	196 40.0	2379 39.1
yes	3	317 31.3	267 22.4	295 25.0	105 13.0	118 16.5	136 19.8	99 20.3	1338 22.0
	4	148 14.6	88 7.4	73 6.2	34 4.2	22 3.0	25 3.6	14 2.9	403 6.6
Column Total		1012 16.6	1192 19.6	1180 19.4	809 13.3	717 11.8	686 11.3	490 8.0	6085 100.0

Number of Missing Observations: 350

Question 23 (It is important to me to get good grades.) by GRADE

SEX = female

		6TH	7TH	8TH	9TH	10TH	11TH	12TH	Row Total
NO!	1	6 1.3	8 1.4	18 3.0	2 .5	3 .8		3 1.2	41 1.3
	2	17 3.3	35 5.9	38 6.1	38 8.8	47 12.8	21 6.1	21 8.0	217 6.9
yes	3	106 20.8	201 33.6	185 29.9	173 40.1	163 44.1	143 42.6	129 49.3	1100 35.2
YES!	4	381 74.7	355 59.1	376 61.0	219 50.6	157 42.3	173 51.3	109 41.5	1769 56.6
Column Total		511 16.3	600 19.2	617 19.7	432 13.8	370 11.8	336 10.8	262 8.4	3128 100.0

SEX = male

		6TH	7TH	8TH	9TH	10TH	11TH	12TH	Row Total
NO!	1	10 1.9	19 3.2	19 3.5	18 5.0	21 6.1	13 3.9	6 2.6	106 3.6
	2	13 2.5	67 11.4	50 9.0	51 13.7	44 13.2	41 11.9	51 22.9	317 10.8
yes	3	137 26.6	224 38.2	196 35.5	160 43.2	174 51.6	163 46.9	113 51.1	1167 39.8
YES!	4	356 69.0	276 47.1	288 52.1	142 38.2	98 29.1	130 37.4	52 23.5	1342 45.8
Column Total		516 17.6	585 20.0	554 18.9	372 12.7	337 11.5	347 11.8	222 7.6	2932 100.0

SEX = female & male

		6TH	7TH	8TH	9TH	10TH	11TH	12TH	Row Total
NO!	1	16 1.6	27 2.3	38 3.2	21 2.6	24 3.3	13 2.0	9 1.8	147 2.4
	2	30 2.9	102 8.6	88 7.5	89 11.1	92 13.0	62 9.1	72 14.8	534 8.8
yes	3	243 23.7	425 35.9	381 32.5	333 41.5	337 47.6	306 44.8	242 50.1	2268 37.4
YES!	4	738 71.8	630 53.2	665 56.8	360 44.9	255 36.0	302 44.2	161 33.3	3111 51.3
Column Total		1027 16.9	1185 19.6	1171 19.3	804 13.3	707 11.7	683 11.3	483 8.0	6060 100.0

Number of Missing Observations: 375

Question 24 (Are your grades better than the grades of most students in your class?)
by GRADE

SEX = female

		6TH	7TH	8TH	9TH	10TH	11TH	12TH	Row Total
NO!	1	42 8.8	57 9.7	73 12.1	44 10.5	47 12.5	21 6.3	18 7.0	303 9.9
	2	145 30.7	211 35.8	163 26.8	148 34.9	143 38.0	122 35.8	78 29.9	1010 32.9
yes	3	210 44.5	224 38.0	262 43.1	178 42.0	150 39.8	146 42.9	126 48.0	1295 42.2
	4	76 16.0	98 16.6	110 18.0	53 12.6	37 9.7	51 15.0	39 15.0	463 15.1
Column Total		472 15.4	591 19.2	607 19.8	423 13.8	377 12.3	340 11.1	262 8.5	3071 100.0

SEX = male

		6TH	7TH	8TH	9TH	10TH	11TH	12TH	Row Total
NO!	1	63 12.6	106 18.4	58 10.6	61 16.5	36 10.9	37 10.9	10 4.6	372 12.8
	2	161 32.1	188 32.7	152 27.6	139 37.7	132 39.4	117 34.2	96 43.5	985 34.0
yes	3	214 42.7	218 37.9	245 44.4	121 32.8	133 39.6	140 40.7	90 40.8	1160 40.1
	4	63 12.6	63 11.0	96 17.4	48 13.0	34 10.1	48 14.1	24 11.1	377 13.0
Column Total		501 17.3	575 19.9	552 19.1	368 12.7	335 11.6	343 11.9	220 7.6	2893 100.0

SEX = female & male

		6TH	7TH	8TH	9TH	10TH	11TH	12TH	Row Total
NO!	1	105 10.8	163 14.0	132 11.3	105 13.3	83 11.7	59 8.6	28 5.9	675 11.3
	2	306 31.4	399 34.3	315 27.2	287 36.2	275 38.7	239 35.0	174 36.1	1995 33.4
yes	3	424 43.6	442 37.9	507 43.7	299 37.7	283 39.7	285 41.8	215 44.7	2455 41.2
	4	139 14.2	161 13.8	206 17.7	101 12.8	71 9.9	99 14.5	64 13.2	840 14.1
Column Total		973 16.3	1165 19.5	1159 19.4	792 13.3	712 11.9	683 11.4	482 8.1	5965 100.0

Number of Missing Observations: 470

Question 25 (How easy would it be for you to get beer, wine, or hard liquor, if you wanted to?) by GRADE

SEX = female

		6TH	7TH	8TH	9TH	10TH	11TH	12TH	Row Total
Very Hard	1	280	149	86	27	21	17	10	590
		56.3	24.6	13.6	6.2	5.6	4.9	3.9	18.6
Sort of Hard	2	100	159	108	55	36	29	16	503
		20.2	26.2	17.0	12.4	9.5	8.4	5.9	15.9
Sort of Easy	3	66	162	251	188	131	129	74	1000
		13.2	26.7	39.4	42.6	34.2	37.6	28.0	31.5
Very Easy	4	51	137	192	171	194	169	164	1077
		10.3	22.6	30.1	38.8	50.6	49.1	62.3	34.0
Column Total		497	605	637	441	383	344	264	3170
		15.7	19.1	20.1	13.9	12.1	10.8	8.3	100.0

SEX = male

		6TH	7TH	8TH	9TH	10TH	11TH	12TH	Row Total
Very Hard	1	255	143	91	31	29	10	4	563
		48.4	23.9	15.7	8.3	8.6	2.8	1.8	18.8
Sort of Hard	2	114	112	92	36	25	35	15	429
		21.6	18.8	15.9	9.6	7.5	9.8	6.6	14.3
Sort of Easy	3	87	158	174	131	103	108	71	832
		16.5	26.4	30.1	34.9	30.8	30.6	31.5	27.8
Very Easy	4	71	185	221	177	179	200	136	1169
		13.6	30.9	38.2	47.2	53.1	56.8	60.2	39.1
Column Total		527	597	578	375	336	353	225	2992
		17.6	20.0	19.3	12.5	11.2	11.8	7.5	100.0

SEX = female & male

		6TH	7TH	8TH	9TH	10TH	11TH	12TH	Row Total
Very Hard	1	535	292	177	58	51	27	14	1153
		52.2	24.2	14.6	7.2	7.0	3.8	2.9	18.7
Sort of Hard	2	214	271	200	91	62	63	30	931
		20.9	22.5	16.5	11.1	8.6	9.1	6.2	15.1
Sort of Easy	3	152	319	425	319	235	237	145	1831
		14.9	26.5	35.0	39.1	32.6	34.1	29.6	29.7
Very Easy	4	123	321	413	348	373	369	300	2246
		12.0	26.7	34.0	42.6	51.8	53.0	61.3	36.5
Column Total		1024	1203	1215	816	719	697	489	6162
		16.6	19.5	19.7	13.2	11.7	11.3	7.9	100.0

Number of Missing Observations: 273

Question 26 (If you wanted to get some cigarettes, how easy would it be?) by GRADE

SEX = female

		6TH	7TH	8TH	9TH	10TH	11TH	12TH	Row Total
Very Hard	1	254 51.1	149 24.4	68 10.7	28 6.4	15 4.0	6 1.6	7 2.5	526 16.6
	2	70 14.2	97 15.9	110 17.4	27 6.0	21 5.5	18 5.1	4 1.4	346 10.9
Sort of Hard	3	74 14.9	140 23.0	161 25.4	74 16.7	67 17.6	61 17.6	14 5.4	591 18.6
	4	98 19.8	223 36.7	295 46.5	314 70.9	277 72.9	262 75.7	237 90.7	1706 53.8
Very Easy									
Column Total		497 15.7	609 19.2	635 20.0	443 14.0	380 12.0	346 10.9	261 8.2	3170 100.0

SEX = male

		6TH	7TH	8TH	9TH	10TH	11TH	12TH	Row Total
Very Hard	1	251 47.6	141 23.5	86 15.0	26 7.0	17 5.1	10 2.8	4 1.6	535 17.9
	2	99 18.8	105 17.6	89 15.4	26 6.9	25 7.6	15 4.1	3 1.4	362 12.1
Sort of Hard	3	74 13.9	100 16.7	126 21.8	68 18.3	50 14.8	41 11.6	13 5.9	471 15.8
	4	104 19.7	251 42.1	275 47.8	252 67.8	244 72.5	286 81.4	207 91.1	1620 54.2
Very Easy									
Column Total		528 17.7	597 20.0	576 19.3	371 12.4	336 11.3	352 11.8	227 7.6	2987 100.0

SEX = female & male

		6TH	7TH	8TH	9TH	10TH	11TH	12TH	Row Total
Very Hard	1	505 49.3	289 24.0	154 12.7	54 6.7	33 4.5	16 2.2	10 2.1	1061 17.2
	2	170 16.6	202 16.8	199 16.4	52 6.4	46 6.5	32 4.6	7 1.4	708 11.5
Sort of Hard	3	147 14.4	240 19.9	287 23.7	142 17.4	117 16.3	102 14.6	28 5.7	1062 17.2
	4	202 19.8	475 39.4	570 47.1	566 69.5	521 72.7	548 78.6	444 90.9	3326 54.0
Very Easy									
Column Total		1025 16.6	1206 19.6	1210 19.7	814 13.2	716 11.6	697 11.3	488 7.9	6157 100.0

Number of Missing Observations: 278

Question 27 (If a kid smokes marijuana in your neighborhood, would he or she be caught by the police?) by GRADE

SEX = female

		6TH	7TH	8TH	9TH	10TH	11TH	12TH	Row Total
NO!	1	75 15.1	127 21.3	204 32.0	144 32.8	178 46.2	145 42.1	112 43.2	984 31.2
no	2	158 31.9	283 47.4	333 52.2	242 55.0	174 45.3	175 51.0	136 52.6	1501 47.5
yes	3	189 38.1	149 25.0	83 12.9	40 9.1	25 6.5	19 5.5	9 3.7	514 16.3
YES!	4	74 14.9	38 6.4	19 2.9	14 3.1	8 2.0	5 1.5	1 .5	158 5.0
Column Total		495 15.7	597 18.9	637 20.2	439 13.9	385 12.2	344 10.9	259 8.2	3156 100.0

SEX = male

		6TH	7TH	8TH	9TH	10TH	11TH	12TH	Row Total
NO!	1	112 21.8	218 36.8	224 38.9	177 46.8	181 54.6	164 46.3	121 53.6	1197 40.3
no	2	160 31.2	230 38.9	235 40.8	156 41.3	127 38.4	173 48.8	87 38.6	1169 39.3
yes	3	155 30.2	95 16.0	87 15.2	28 7.5	13 4.0	14 4.1	14 6.2	407 13.7
YES!	4	86 16.8	50 8.4	30 5.2	17 4.5	10 2.9	3 .8	4 1.6	198 6.7
Column Total		513 17.3	593 19.9	575 19.4	379 12.8	332 11.2	354 11.9	226 7.6	2972 100.0

SEX = female & male

		6TH	7TH	8TH	9TH	10TH	11TH	12TH	Row Total
NO!	1	187 18.5	345 29.0	427 35.2	321 39.3	359 50.1	309 44.2	233 48.1	2181 35.6
no	2	318 31.5	513 43.1	567 46.8	398 48.6	302 42.1	348 49.9	223 46.1	2670 43.6
yes	3	344 34.1	244 20.5	170 14.0	68 8.3	39 5.4	33 4.8	24 4.9	921 15.0
YES!	4	160 15.8	88 7.4	48 4.0	31 3.7	17 2.4	8 1.1	5 1.0	357 5.8
Column Total		1008 16.4	1190 19.4	1213 19.8	818 13.4	716 11.7	698 11.4	485 7.9	6128 100.0

Number of Missing Observations: 307

Question 28 (If you wanted to get cocaine, LSD, or amphetamines, how easy would it be?) by GRADE

SEX = female

		6TH	7TH	8TH	9TH	10TH	11TH	12TH	Row Total
Very Hard	1	407	346	230	127	90	74	62	1336
		82.2	56.7	36.4	29.2	24.2	21.9	24.1	42.6
Sort of Hard	2	48	136	199	135	96	98	70	784
		9.7	22.3	31.6	31.0	25.9	29.1	27.5	25.0
Sort of Easy	3	29	100	147	117	138	123	95	750
		5.9	16.4	23.2	26.9	37.1	36.5	37.1	23.9
Very Easy	4	11	28	56	56	48	42	29	270
		2.2	4.6	8.8	12.9	12.8	12.4	11.4	8.6
Column Total		495	610	631	437	372	337	256	3138
		15.8	19.4	20.1	13.9	11.9	10.7	8.2	100.0

SEX = male

		6TH	7TH	8TH	9TH	10TH	11TH	12TH	Row Total
Very Hard	1	399	315	239	106	86	72	41	1259
		76.8	52.6	41.8	28.9	26.2	20.8	18.6	42.6
Sort of Hard	2	70	130	178	111	99	122	85	797
		13.5	21.8	31.0	30.5	30.2	35.2	38.4	27.0
Sort of Easy	3	40	106	109	89	96	110	65	614
		7.6	17.7	18.9	24.4	29.2	31.8	29.2	20.8
Very Easy	4	11	48	47	59	47	42	31	285
		2.1	7.9	8.3	16.3	14.4	12.1	13.8	9.6
Column Total		519	599	573	366	328	347	222	2955
		17.6	20.3	19.4	12.4	11.1	11.7	7.5	100.0

SEX = female & male

		6TH	7TH	8TH	9TH	10TH	11TH	12TH	Row Total
Very Hard	1	806	661	469	233	176	146	103	2595
		79.4	54.7	39.0	29.0	25.1	21.4	21.5	42.6
Sort of Hard	2	118	266	377	247	195	220	156	1580
		11.6	22.0	31.3	30.8	27.9	32.2	32.5	25.9
Sort of Easy	3	69	206	255	207	234	234	160	1364
		6.8	17.0	21.2	25.7	33.4	34.1	33.4	22.4
Very Easy	4	22	76	103	116	95	84	60	555
		2.1	6.3	8.5	14.4	13.5	12.3	12.5	9.1
Column Total		1014	1209	1205	802	700	684	479	6094
		16.6	19.8	19.8	13.2	11.5	11.2	7.9	100.0

Number of Missing Observations: 341

Question 29 (If a kid drank beer, wine, or hard liquor in your neighborhood, would he or she be caught by the police?) by GRADE

SEX = female

		6TH	7TH	8TH	9TH	10TH	11TH	12TH	Row Total
NO!	1	86 17.4	179 29.7	269 42.0	195 43.8	202 53.1	165 47.9	125 48.3	1221 38.6
	2	180 36.5	297 49.2	292 45.6	215 48.3	155 40.8	157 45.5	126 48.4	1422 44.9
no	3	159 32.3	100 16.7	61 9.6	29 6.5	22 5.7	20 5.9	9 3.3	400 12.6
	4	68 13.8	27 4.4	18 2.8	6 1.3	2 .4	3 .8	0 .1	123 3.9
YES!									
Column Total		492 15.6	603 19.1	641 20.2	445 14.0	381 12.0	345 10.9	260 8.2	3166 100.0

SEX = male

		6TH	7TH	8TH	9TH	10TH	11TH	12TH	Row Total
NO!	1	131 25.2	269 44.6	300 51.8	190 50.0	207 61.9	178 50.3	140 62.1	1415 47.2
	2	205 39.6	215 35.6	217 37.5	156 41.1	109 32.6	157 44.3	75 33.2	1135 37.9
no	3	124 23.9	90 14.9	47 8.2	24 6.4	14 4.3	18 5.0	7 3.2	325 10.9
	4	58 11.2	29 4.9	15 2.5	9 2.4	4 1.2	1 .4	3 1.4	120 4.0
YES!									
Column Total		518 17.3	604 20.2	579 19.3	380 12.7	335 11.2	354 11.8	225 7.5	2995 100.0

SEX = female & male

		6TH	7TH	8TH	9TH	10TH	11TH	12TH	Row Total
NO!	1	216 21.4	448 37.1	569 46.7	385 46.7	409 57.2	343 49.1	265 54.7	2636 42.8
	2	385 38.1	512 42.4	509 41.7	371 45.0	265 37.0	314 44.9	201 41.3	2557 41.5
no	3	283 28.0	191 15.8	109 8.9	53 6.5	36 5.0	38 5.4	16 3.2	725 11.8
	4	126 12.5	56 4.7	33 2.7	15 1.8	6 .8	4 .6	4 .7	243 4.0
YES!									
Column Total		1011 16.4	1207 19.6	1220 19.8	825 13.4	715 11.6	699 11.3	485 7.9	6161 100.0

Number of Missing Observations: 274

Question 30 (If you wanted to get a handgun, how easy would it be?) by GRADE

SEX = female

		6TH	7TH	8TH	9TH	10TH	11TH	12TH	Row Total
Very Hard	1	390	415	368	225	167	151	111	1826
		78.5	68.1	58.6	50.9	44.2	44.6	43.4	58.0
Sort of Hard	2	82	101	151	126	140	109	84	791
		16.4	16.5	24.0	28.6	37.1	32.2	32.7	25.2
Sort of Easy	3	12	57	65	64	48	53	33	333
		2.5	9.4	10.3	14.5	12.7	15.7	13.0	10.6
Very Easy	4	13	37	44	26	23	26	28	196
		2.5	6.1	7.0	6.0	6.0	7.6	10.9	6.2
Column Total		496	610	628	441	377	338	255	3146
		15.8	19.4	20.0	14.0	12.0	10.7	8.1	100.0

SEX = male

		6TH	7TH	8TH	9TH	10TH	11TH	12TH	Row Total
Very Hard	1	339	326	252	121	95	90	39	1261
		64.7	53.8	43.6	32.8	28.1	26.1	17.3	42.3
Sort of Hard	2	86	141	161	78	107	96	51	720
		16.5	23.3	27.8	21.2	31.8	27.8	22.8	24.1
Sort of Easy	3	48	60	70	86	68	97	59	489
		9.2	10.0	12.1	23.3	20.2	28.1	26.3	16.4
Very Easy	4	51	78	96	84	67	63	75	513
		9.7	12.9	16.6	22.6	19.9	18.1	33.6	17.2
Column Total		524	605	578	370	337	346	223	2983
		17.6	20.3	19.4	12.4	11.3	11.6	7.5	100.0

SEX = female & male

		6TH	7TH	8TH	9TH	10TH	11TH	12TH	Row Total
Very Hard	1	728	741	620	346	262	241	149	3088
		71.4	61.0	51.4	42.7	36.6	35.2	31.3	50.4
Sort of Hard	2	168	241	311	204	247	205	134	1512
		16.5	19.9	25.8	25.2	34.6	30.0	28.1	24.7
Sort of Easy	3	61	118	135	150	116	150	92	821
		5.9	9.7	11.2	18.5	16.2	21.9	19.2	13.4
Very Easy	4	63	115	140	110	90	88	102	709
		6.2	9.5	11.6	13.6	12.5	12.9	21.4	11.6
Column Total		1020	1214	1207	811	715	684	478	6129
		16.6	19.8	19.7	13.2	11.7	11.2	7.8	100.0

Number of Missing Observations: 306

Question 31 (If a kid carried a handgun around your neighborhood, would he or she be caught by the police?) by GRADE

SEX = female

		6TH	7TH	8TH	9TH	10TH	11TH	12TH	Row Total
NO!	1	38 7.6	58 9.8	88 13.6	77 17.5	82 21.6	44 13.2	49 19.0	436 13.9
	2	112 22.7	210 35.1	246 38.4	189 43.2	177 46.5	143 42.5	109 42.7	1187 37.7
yes	3	194 39.4	216 36.2	239 37.2	125 28.5	98 25.9	112 33.0	76 29.6	1059 33.7
	4	149 30.3	113 18.9	69 10.7	47 10.8	23 6.1	38 11.3	22 8.8	462 14.7
Column Total		493 15.7	596 19.0	642 20.4	439 14.0	380 12.1	338 10.7	256 8.1	3144 100.0

SEX = male

		6TH	7TH	8TH	9TH	10TH	11TH	12TH	Row Total
NO!	1	70 13.5	147 24.7	125 21.6	115 30.9	112 33.2	84 24.0	63 28.1	717 24.0
	2	115 22.1	193 32.2	222 38.3	141 37.8	143 42.6	182 51.8	78 34.9	1073 36.0
yes	3	185 35.5	158 26.4	172 29.7	88 23.7	58 17.3	71 20.2	53 23.8	785 26.4
	4	150 28.9	100 16.7	60 10.3	29 7.7	23 6.9	14 3.9	29 13.2	405 13.6
Column Total		520 17.4	598 20.1	579 19.4	374 12.5	336 11.3	351 11.8	223 7.5	2981 100.0

SEX = female & male

		6TH	7TH	8TH	9TH	10TH	11TH	12TH	Row Total
NO!	1	108 10.6	206 17.2	213 17.4	192 23.7	194 27.0	129 18.7	111 23.3	1152 18.8
	2	227 22.4	402 33.7	468 38.4	331 40.7	320 44.7	325 47.2	187 39.0	2260 36.9
yes	3	379 37.4	374 31.3	411 33.7	213 26.3	156 21.8	183 26.5	129 26.9	1845 30.1
	4	300 29.6	213 17.8	129 10.5	76 9.4	46 6.5	52 7.6	52 10.8	867 14.2
Column Total		1013 16.5	1194 19.5	1221 19.9	813 13.3	716 11.7	689 11.2	479 7.8	6124 100.0

Number of Missing Observations: 311

Question 32 (If you wanted to get some marijuana, how easy would it be?) by GRADE

SEX = female

		6TH	7TH	8TH	9TH	10TH	11TH	12TH	Row Total
Very Hard	1	354 71.2	262 43.0	122 19.1	45 10.1	39 10.1	20 5.9	14 5.5	856 26.9
	2	72 14.4	119 19.6	112 17.5	32 7.3	26 6.7	23 6.7	12 4.4	395 12.4
Sort of Hard	3	40 8.0	98 16.1	176 27.6	107 24.2	69 18.0	69 20.1	52 20.0	612 19.3
	4	32 6.4	130 21.3	229 35.8	260 58.4	249 65.2	231 67.3	183 70.0	1314 41.4
Sort of Easy									
Very Easy									
Column Total		497 15.6	609 19.2	640 20.1	444 14.0	383 12.0	343 10.8	261 8.2	3177 100.0

SEX = male

		6TH	7TH	8TH	9TH	10TH	11TH	12TH	Row Total
Very Hard	1	362 70.0	237 39.6	132 22.9	41 11.1	26 7.7	15 4.3	13 5.7	826 27.8
	2	73 14.0	101 16.9	79 13.7	32 8.8	29 8.7	32 9.1	7 3.2	354 11.9
Sort of Hard	3	32 6.1	98 16.4	167 28.8	70 19.0	65 19.6	73 20.7	37 16.4	541 18.2
	4	51 9.9	162 27.1	199 34.5	226 61.1	213 64.0	232 65.9	168 74.7	1251 42.1
Sort of Easy									
Very Easy									
Column Total		518 17.4	598 20.1	578 19.4	370 12.4	333 11.2	351 11.8	225 7.6	2973 100.0

SEX = female & male

		6TH	7TH	8TH	9TH	10TH	11TH	12TH	Row Total
Very Hard	1	716 70.6	499 41.3	254 20.9	86 10.6	64 9.0	35 5.1	27 5.6	1682 27.4
	2	144 14.2	220 18.3	192 15.7	65 8.0	55 7.6	55 7.9	19 3.9	749 12.2
Sort of Hard	3	71 7.0	196 16.3	343 28.2	178 21.8	134 18.8	142 20.4	89 18.3	1153 18.8
	4	83 8.2	292 24.2	429 35.2	486 59.7	462 64.6	462 66.6	351 72.2	2565 41.7
Sort of Easy									
Very Easy									
Column Total		1015 16.5	1207 19.6	1218 19.8	814 13.2	715 11.6	694 11.3	487 7.9	6150 100.0

Number of Missing Observations: 285

Question 33a (How wrong would most adults in your neighborhood think it is for kids your age to use marijuana?) by GRADE

SEX = female

		6TH	7TH	8TH	9TH	10TH	11TH	12TH	Row Total
Very Wrong	1	433 85.3	451 74.0	414 64.7	219 49.3	170 44.8	175 50.7	123 46.8	1984 62.3
Wrong	2	51 10.0	107 17.5	138 21.6	136 30.6	130 34.4	112 32.6	95 36.4	770 24.2
Little Bit Wrong	3	14 2.8	41 6.7	69 10.8	67 15.2	72 19.1	49 14.1	40 15.1	352 11.1
Not Wrong at All	4	10 2.0	11 1.8	19 2.9	22 4.9	6 1.6	9 2.6	4 1.7	81 2.5
Column Total		508 15.9	609 19.1	640 20.1	444 13.9	379 11.9	345 10.8	262 8.2	3186 100.0

SEX = male

		6TH	7TH	8TH	9TH	10TH	11TH	12TH	Row Total
Very Wrong	1	433 84.3	414 68.4	386 66.9	196 52.4	168 51.0	161 46.3	93 41.3	1850 62.3
Wrong	2	42 8.2	126 20.9	102 17.7	100 26.8	93 28.0	124 35.9	85 37.8	672 22.6
Little Bit Wrong	3	26 5.1	33 5.4	66 11.4	51 13.7	51 15.3	52 14.9	39 17.5	317 10.7
Not Wrong at All	4	13 2.4	33 5.4	23 4.0	27 7.1	19 5.7	10 3.0	8 3.4	132 4.4
Column Total		514 17.3	605 20.4	577 19.4	374 12.6	331 11.1	347 11.7	224 7.5	2971 100.0

SEX = female & male

		6TH	7TH	8TH	9TH	10TH	11TH	12TH	Row Total
Very Wrong	1	866 84.8	865 71.2	800 65.7	415 50.7	338 47.7	335 48.5	215 44.3	3834 62.3
Wrong	2	93 9.1	233 19.2	240 19.8	236 28.8	223 31.4	237 34.2	180 37.1	1442 23.4
Little Bit Wrong	3	40 4.0	73 6.0	135 11.1	119 14.5	123 17.4	100 14.5	79 16.2	670 10.9
Not Wrong at All	4	23 2.2	44 3.6	42 3.4	48 5.9	25 3.5	19 2.8	12 2.5	212 3.4
Column Total		1022 16.6	1215 19.7	1217 19.8	818 13.3	709 11.5	691 11.2	486 7.9	6158 100.0

Number of Missing Observations: 277

Question 33b (How wrong would most adults in your neighborhood think it is for kids your age to drink alcohol?) by GRADE

SEX = female

		6TH	7TH	8TH	9TH	10TH	11TH	12TH	Row Total
Very Wrong	1	324 64.3	308 50.8	266 42.2	143 32.2	100 26.3	92 26.7	60 22.8	1292 40.8
	2	120 23.8	182 30.0	214 33.9	172 38.8	152 40.2	143 41.5	109 41.8	1092 34.5
Wrong	3	47 9.4	95 15.7	110 17.5	85 19.3	104 27.6	91 26.5	72 27.6	606 19.1
	4	12 2.4	21 3.5	41 6.5	43 9.7	22 5.8	18 5.3	20 7.8	178 5.6
Not Wrong at Al									
Column Total		504 15.9	606 19.1	631 19.9	443 14.0	378 11.9	344 10.9	262 8.3	3168 100.0

SEX = male

		6TH	7TH	8TH	9TH	10TH	11TH	12TH	Row Total
Very Wrong	1	339 66.5	302 50.4	267 46.8	119 32.0	105 32.0	81 23.1	45 20.2	1257 42.6
	2	117 23.0	176 29.3	157 27.6	124 33.5	89 27.0	121 34.6	66 29.5	849 28.8
Wrong	3	36 7.1	74 12.4	109 19.2	91 24.5	109 33.3	118 34.0	92 41.5	631 21.4
	4	18 3.5	47 7.9	37 6.4	37 10.0	25 7.7	29 8.3	20 8.8	212 7.2
Not Wrong at Al									
Column Total		510 17.3	599 20.3	570 19.3	371 12.6	328 11.1	348 11.8	223 7.6	2949 100.0

SEX = female & male

		6TH	7TH	8TH	9TH	10TH	11TH	12TH	Row Total
Very Wrong	1	664 65.4	610 50.6	533 44.4	261 32.1	204 28.9	172 24.9	105 21.6	2549 41.7
	2	237 23.4	357 29.6	371 30.9	296 36.4	241 34.1	263 38.1	175 36.1	1941 31.7
Wrong	3	84 8.3	169 14.1	220 18.3	176 21.7	214 30.3	210 30.3	165 34.0	1237 20.2
	4	30 2.9	68 5.7	78 6.5	80 9.8	47 6.7	47 6.8	40 8.3	390 6.4
Not Wrong at Al									
Column Total		1014 16.6	1205 19.7	1201 19.6	814 13.3	706 11.5	692 11.3	485 7.9	6117 100.0

Number of Missing Observations: 318

Question 33c (How wrong would most adults in your neighborhood think it is for kids your age to smoke cigarettes?) by GRADE

SEX = female

		6TH	7TH	8TH	9TH	10TH	11TH	12TH	Row Total
Very Wrong	1	318 62.7	257 42.0	230 36.5	97 22.0	61 15.7	41 11.9	34 13.1	1038 32.6
Wrong	2	114 22.4	180 29.4	200 31.6	155 35.1	115 29.8	114 33.7	60 22.9	937 29.5
Little Bit Wrong	3	51 10.0	116 18.9	129 20.5	118 26.6	142 36.8	134 39.3	112 42.8	800 25.2
Not Wrong at All	4	25 5.0	59 9.7	72 11.4	72 16.4	68 17.7	51 15.1	55 21.1	404 12.7
Column Total		508 16.0	612 19.2	631 19.8	443 13.9	385 12.1	340 10.7	262 8.2	3180 100.0

SEX = male

		6TH	7TH	8TH	9TH	10TH	11TH	12TH	Row Total
Very Wrong	1	309 60.8	279 46.2	246 43.0	98 26.6	79 23.8	57 16.5	25 11.3	1093 37.0
Wrong	2	105 20.6	151 24.9	161 28.2	106 28.6	84 25.3	88 25.1	55 24.8	749 25.3
Little Bit Wrong	3	68 13.3	122 20.2	110 19.3	108 29.2	110 33.3	132 38.0	94 42.4	745 25.2
Not Wrong at All	4	27 5.3	53 8.7	54 9.5	58 15.6	58 17.6	71 20.4	48 21.6	369 12.5
Column Total		509 17.2	604 20.4	571 19.3	371 12.5	331 11.2	348 11.8	223 7.5	2956 100.0

SEX = female & male

		6TH	7TH	8TH	9TH	10TH	11TH	12TH	Row Total
Very Wrong	1	627 61.7	535 44.1	476 39.5	196 24.1	139 19.5	98 14.2	60 12.3	2131 34.7
Wrong	2	219 21.5	330 27.2	361 30.0	261 32.1	198 27.7	202 29.4	115 23.8	1687 27.5
Little Bit Wrong	3	118 11.6	238 19.6	239 19.9	226 27.8	252 35.2	266 38.6	207 42.6	1546 25.2
Not Wrong at All	4	52 5.1	112 9.2	127 10.5	130 16.0	127 17.7	122 17.8	103 21.3	773 12.6
Column Total		1016 16.6	1215 19.8	1203 19.6	813 13.3	716 11.7	688 11.2	485 7.9	6137 100.0

Number of Missing Observations: 298

Question 34a (How many adults have you known personally who in the past year have used marijuana, crack, cocaine, or other drugs?) by GRADE

SEX = female

		6TH	7TH	8TH	9TH	10TH	11TH	12TH	Row Total
none	0	343 68.2	341 55.5	313 49.4	137 30.8	107 27.8	96 27.9	72 27.6	1410 44.2
1 adult	1	49 9.7	79 12.9	84 13.2	70 15.6	34 8.8	43 12.6	25 9.7	384 12.0
2 adults	2	41 8.1	61 10.0	62 9.7	70 15.8	57 14.8	47 13.6	34 13.1	372 11.7
3 or 4 adults	3	25 4.9	48 7.8	80 12.6	96 21.4	52 13.6	69 19.9	42 15.9	411 12.9
5+ adults	5	46 9.1	85 13.9	96 15.1	73 16.4	135 35.0	90 26.1	88 33.7	613 19.2
Column Total		503 15.8	614 19.3	633 19.9	446 14.0	386 12.1	346 10.8	261 8.2	3190 100.0

SEX = male

		6TH	7TH	8TH	9TH	10TH	11TH	12TH	Row Total
none	0	369 69.2	332 54.8	307 53.2	136 35.6	111 33.4	107 30.2	61 27.2	1424 47.3
1 adult	1	70 13.2	92 15.2	58 10.0	30 7.9	42 12.7	36 10.2	16 7.1	345 11.5
2 adults	2	28 5.2	55 9.1	72 12.6	39 10.3	40 12.1	45 12.7	23 10.5	303 10.1
3 or 4 adults	3	24 4.5	40 6.7	52 9.0	66 17.2	41 12.3	66 18.6	45 20.3	334 11.1
5+ adults	5	43 8.0	87 14.3	88 15.2	110 29.0	98 29.4	100 28.3	78 34.9	603 20.0
Column Total		534 17.7	606 20.2	577 19.2	381 12.7	334 11.1	354 11.8	223 7.4	3009 100.0

SEX = female & male

		6TH	7TH	8TH	9TH	10TH	11TH	12TH	Row Total
none	0	713 68.7	673 55.1	620 51.2	273 33.0	219 30.4	203 29.1	133 27.5	2833 45.7
1 adult	1	119 11.5	171 14.0	142 11.7	100 12.1	76 10.6	80 11.4	41 8.5	729 11.8
2 adults	2	68 6.6	117 9.5	134 11.1	110 13.3	97 13.6	92 13.1	58 11.9	676 10.9
3 or 4 adults	3	48 4.7	88 7.2	132 10.9	161 19.5	94 13.0	134 19.2	87 17.9	744 12.0
5+ adults	5	89 8.5	172 14.1	183 15.1	183 22.2	233 32.4	190 27.2	166 34.2	1216 19.6
Column Total		1037 16.7	1221 19.7	1211 19.5	826 13.3	719 11.6	699 11.3	484 7.8	6199 100.0

Number of Missing Observations: 236

Question 34b (How many adults have you known personally who in the past year have sold or dealt drugs?) by GRADE

SEX = female

		6TH	7TH	8TH	9TH	10TH	11TH	12TH	Row Total
none	0	443 87.3	438 72.0	456 72.7	255 57.3	180 46.7	167 48.3	120 45.9	2059 64.7
1 adult	1	24 4.8	71 11.7	54 8.6	70 15.7	41 10.8	55 15.9	46 17.7	361 11.4
2 adults	2	14 2.8	42 7.0	52 8.3	58 13.1	73 18.9	50 14.4	41 15.8	331 10.4
3 or 4 adults	3	13 2.6	30 5.0	29 4.6	43 9.8	32 8.3	48 13.9	29 11.1	225 7.1
5+ adults	5	13 2.6	27 4.4	37 5.8	18 4.1	59 15.3	26 7.4	25 9.5	204 6.4
Column Total		507 15.9	609 19.2	627 19.7	445 14.0	385 12.1	346 10.9	261 8.2	3180 100.0

SEX = male

		6TH	7TH	8TH	9TH	10TH	11TH	12TH	Row Total
none	0	450 85.7	453 75.0	409 70.9	208 54.8	182 54.6	188 53.1	106 48.0	1996 66.7
1 adult	1	45 8.6	51 8.5	60 10.5	51 13.6	42 12.6	46 13.0	25 11.4	321 10.7
2 adults	2	11 2.1	35 5.8	35 6.1	33 8.6	37 11.1	52 14.7	28 12.4	231 7.7
3 or 4 adults	3	10 1.9	27 4.5	37 6.5	35 9.2	28 8.4	30 8.4	25 11.5	193 6.4
5+ adults	5	9 1.6	38 6.2	35 6.1	52 13.8	44 13.3	38 10.7	37 16.7	253 8.4
Column Total		525 17.5	604 20.2	576 19.3	380 12.7	333 11.1	354 11.8	222 7.4	2993 100.0

SEX = female & male

		6TH	7TH	8TH	9TH	10TH	11TH	12TH	Row Total
none	0	892 86.5	892 73.5	865 71.8	463 56.1	361 50.4	355 50.7	226 46.9	4055 65.7
1 adult	1	69 6.7	122 10.1	114 9.5	122 14.7	83 11.6	101 14.5	71 14.8	683 11.1
2 adults	2	25 2.4	78 6.4	87 7.2	91 11.0	110 15.3	102 14.6	69 14.2	561 9.1
3 or 4 adults	3	23 2.2	57 4.7	66 5.5	78 9.5	60 8.4	78 11.1	55 11.3	418 6.8
5+ adults	5	22 2.1	64 5.3	71 5.9	71 8.6	103 14.4	63 9.1	62 12.8	457 7.4
Column Total		1032 16.7	1213 19.7	1204 19.5	825 13.4	718 11.6	699 11.3	483 7.8	6174 100.0

Number of Missing Observations: 261

Question 34c (How many adults have you known personally who in the past year have done other things that could get them in trouble with the police, like stealing?) by GRADE

SEX = female

		6TH	7TH	8TH	9TH	10TH	11TH	12TH	Row Total
none	0	418 81.8	426 69.8	463 73.0	278 62.3	208 54.6	195 56.6	141 54.3	2130 66.8
	1	43 8.5	65 10.6	60 9.4	52 11.6	33 8.8	40 11.6	39 15.0	332 10.4
2 adults	2	17 3.3	41 6.8	36 5.7	50 11.2	44 11.6	38 11.0	29 11.0	256 8.0
3 or 4 adults	3	11 2.2	35 5.7	37 5.8	30 6.8	40 10.4	33 9.6	31 12.0	218 6.8
5+ adults	5	22 4.2	43 7.1	39 6.1	36 8.0	56 14.6	39 11.2	20 7.6	254 8.0
Column Total		511 16.0	610 19.1	634 19.9	447 14.0	382 12.0	346 10.8	260 8.2	3189 100.0

SEX = male

		6TH	7TH	8TH	9TH	10TH	11TH	12TH	Row Total
none	0	418 80.4	399 66.2	391 67.7	200 52.8	188 56.0	193 54.8	115 51.7	1904 63.7
	1	41 8.0	74 12.2	74 12.9	37 9.9	28 8.3	33 9.4	12 5.5	300 10.0
2 adults	2	20 3.9	29 4.9	32 5.6	31 8.2	36 10.7	35 9.8	24 10.8	207 6.9
3 or 4 adults	3	22 4.2	20 3.3	29 5.0	35 9.1	34 10.1	40 11.5	28 12.5	208 6.9
5+ adults	5	18 3.5	81 13.4	52 9.0	76 19.9	50 15.0	51 14.6	43 19.5	371 12.4
Column Total		520 17.4	603 20.2	577 19.3	379 12.7	335 11.2	352 11.8	223 7.5	2990 100.0

SEX = female & male

		6TH	7TH	8TH	9TH	10TH	11TH	12TH	Row Total
none	0	836 81.1	825 68.0	853 70.4	478 57.9	396 55.3	389 55.7	257 53.1	4034 65.3
	1	85 8.2	138 11.4	134 11.1	89 10.8	61 8.5	73 10.5	51 10.6	632 10.2
2 adults	2	37 3.6	70 5.8	68 5.6	81 9.9	80 11.2	73 10.4	53 10.9	462 7.5
3 or 4 adults	3	33 3.2	55 4.5	66 5.4	65 7.9	74 10.3	74 10.6	59 12.2	425 6.9
5+ adults	5	40 3.9	124 10.2	91 7.5	111 13.5	106 14.8	90 12.9	63 13.1	625 10.1
Column Total		1030 16.7	1212 19.6	1212 19.6	826 13.4	717 11.6	698 11.3	483 7.8	6179 100.0

Number of Missing Observations: 256

Question 34d (How many adults have you known personally who in the past year have sold stolen goods, mugged or assaulted others, etc.?) by GRADE

SEX = female

		6TH	7TH	8TH	9TH	10TH	11TH	12TH	Row Total
none	0	467 91.4	520 84.9	538 84.6	353 79.3	282 73.0	286 82.7	191 73.0	2636 82.4
	1	22 4.4	45 7.3	44 6.9	43 9.6	39 10.1	27 7.9	35 13.3	255 8.0
1 adult	2	12 2.3	19 3.1	24 3.8	32 7.2	33 8.5	14 4.1	17 6.6	151 4.7
	3	4 .8	19 3.1	13 2.0	12 2.8	18 4.6	6 1.7	12 4.5	84 2.6
2 adults	5	6 1.2	10 1.6	17 2.7	5 1.2	15 3.8	12 3.5	7 2.7	72 2.2
	Column Total	511 16.0	613 19.2	636 19.9	445 13.9	386 12.1	346 10.8	261 8.2	3198 100.0

SEX = male

		6TH	7TH	8TH	9TH	10TH	11TH	12TH	Row Total
none	0	461 89.0	504 82.6	493 84.7	281 74.0	271 81.0	255 72.4	163 72.9	2427 80.9
	1	30 5.8	50 8.2	46 7.9	37 9.7	19 5.6	42 11.9	24 10.6	247 8.2
1 adult	2	13 2.5	21 3.4	17 2.9	30 7.9	21 6.3	25 7.1	13 5.9	140 4.7
	3	7 1.4	15 2.5	12 2.0	12 3.2	11 3.4	17 4.9	9 3.9	83 2.8
2 adults	5	7 1.3	20 3.2	15 2.6	20 5.3	12 3.6	13 3.8	15 6.7	102 3.4
	Column Total	518 17.3	610 20.3	582 19.4	380 12.7	334 11.1	352 11.7	223 7.4	2999 100.0

SEX = female & male

		6TH	7TH	8TH	9TH	10TH	11TH	12TH	Row Total
none	0	928 90.2	1024 83.8	1030 84.6	634 76.8	553 76.7	541 77.5	354 73.0	5064 81.7
	1	52 5.1	95 7.8	90 7.4	79 9.6	58 8.0	69 9.9	58 12.0	502 8.1
1 adult	2	25 2.4	40 3.2	41 3.4	62 7.5	54 7.5	39 5.6	30 6.2	291 4.7
	3	11 1.1	34 2.8	25 2.0	24 3.0	29 4.0	23 3.3	20 4.2	167 2.7
2 adults	5	13 1.2	29 2.4	32 2.6	25 3.1	27 3.7	25 3.6	22 4.5	174 2.8
	Column Total	1029 16.6	1223 19.7	1217 19.6	825 13.3	721 11.6	698 11.3	485 7.8	6197 100.0

Number of Missing Observations: 238

Question 34e (How many adults have you known personally who in the past year have gotten drunk or high?) by GRADE

SEX = female

		6TH	7TH	8TH	9TH	10TH	11TH	12TH	Row Total
none	0	292	225	215	76	63	47	37	956
		58.7	36.8	33.9	17.1	16.2	13.8	14.3	30.0
1 adult	1	74	128	77	59	39	35	24	436
		14.9	20.9	12.1	13.3	10.2	10.2	9.1	13.7
2 adults	2	45	63	83	64	33	30	25	342
		9.0	10.3	13.1	14.3	8.4	8.8	9.6	10.8
3 or 4 adults	3	36	80	88	97	64	57	37	459
		7.2	13.0	13.9	21.6	16.6	16.7	14.2	14.4
5+ adults	5	51	116	172	151	187	173	138	988
		10.2	19.0	27.1	33.7	48.5	50.6	52.8	31.1
Column Total		497	612	634	447	386	343	261	3181
		15.6	19.2	19.9	14.0	12.2	10.8	8.2	100.0

SEX = male

		6TH	7TH	8TH	9TH	10TH	11TH	12TH	Row Total
none	0	314	228	217	90	70	58	30	1007
		60.3	37.5	37.7	23.7	21.0	16.5	13.6	33.7
1 adult	1	75	129	90	41	28	28	15	407
		14.5	21.2	15.7	10.7	8.5	8.1	6.7	13.6
2 adults	2	46	54	72	44	30	43	18	306
		8.9	8.8	12.4	11.5	9.0	12.2	7.8	10.2
3 or 4 adults	3	43	68	57	36	52	52	36	343
		8.2	11.2	9.8	9.5	15.6	14.7	16.1	11.5
5+ adults	5	42	129	140	169	153	170	125	928
		8.0	21.3	24.3	44.6	45.9	48.4	55.8	31.0
Column Total		520	607	575	380	332	352	224	2991
		17.4	20.3	19.2	12.7	11.1	11.8	7.5	100.0

SEX = female & male

		6TH	7TH	8TH	9TH	10TH	11TH	12TH	Row Total
none	0	605	453	432	166	133	105	68	1963
		59.5	37.2	35.7	20.1	18.4	15.2	13.9	31.8
1 adult	1	149	257	167	100	67	63	39	842
		14.7	21.0	13.8	12.1	9.4	9.1	8.0	13.7
2 adults	2	91	117	154	108	62	73	43	648
		9.0	9.6	12.8	13.0	8.7	10.5	8.8	10.5
3 or 4 adults	3	78	148	145	133	116	109	73	802
		7.7	12.1	12.0	16.1	16.2	15.7	15.1	13.0
5+ adults	5	93	245	312	320	340	344	263	1916
		9.1	20.1	25.8	38.7	47.3	49.5	54.2	31.1
Column Total		1017	1219	1209	827	719	695	485	6171
		16.5	19.8	19.6	13.4	11.6	11.3	7.9	100.0

Number of Missing Observations: 264

Question 35 (Have you ever used smokeless tobacco (chew, snuff, plug, dipping, tobacco, or chewing tobacco)?) by GRADE

SEX = female

		6TH	7TH	8TH	9TH	10TH	11TH	12TH	Row Total
NEVER	0	502 97.5	576 92.9	590 92.3	393 88.3	314 81.9	290 83.8	224 84.8	2889 89.9
ONCE OR TWICE	1	10 1.9	31 5.0	30 4.7	39 8.9	51 13.4	48 13.9	33 12.5	243 7.6
ONCE IN A WHILE	2	2 .4	9 1.5	8 1.3	4 1.0	10 2.7	5 1.3	3 1.3	43 1.3
REG IN PAST	3	0 .1	2 .3	3 .5	6 1.4	2 .5	1 .4	1 .2	15 .5
REGULARLY NOW	4	0 .1	2 .3	8 1.3	2 .4	6 1.5	2 .6	3 1.3	23 .7
Column Total		515 16.0	620 19.3	639 19.9	445 13.9	383 11.9	346 10.8	264 8.2	3213 100.0

SEX = male

		6TH	7TH	8TH	9TH	10TH	11TH	12TH	Row Total
NEVER	0	487 90.8	515 84.1	444 75.8	246 64.0	203 60.1	195 55.3	128 56.5	2219 73.1
ONCE OR TWICE	1	34 6.3	63 10.2	76 13.0	71 18.4	64 18.9	81 22.9	39 17.0	427 14.1
ONCE IN A WHILE	2	8 1.5	17 2.9	38 6.5	45 11.8	46 13.7	42 12.0	31 13.7	228 7.5
REG IN PAST	3	5 1.0	13 2.1	22 3.8	11 2.8	13 3.8	23 6.6	12 5.3	99 3.3
REGULARLY NOW	4	2 .4	4 .7	6 .9	11 2.9	12 3.5	11 3.2	17 7.6	64 2.1
Column Total		537 17.7	612 20.2	586 19.3	384 12.6	338 11.1	353 11.6	227 7.5	3037 100.0

SEX = female & male

		6TH	7TH	8TH	9TH	10TH	11TH	12TH	Row Total
NEVER	0	989 94.1	1090 88.5	1035 84.4	639 77.1	517 71.7	485 69.4	352 71.7	5107 81.7
ONCE OR TWICE	1	44 4.2	94 7.6	106 8.6	110 13.3	115 16.0	129 18.5	71 14.6	669 10.7
ONCE IN A WHILE	2	10 1.0	27 2.2	46 3.8	50 6.0	57 7.9	47 6.7	34 7.0	271 4.3
REG IN PAST	3	6 .5	15 1.2	25 2.1	17 2.0	15 2.0	25 3.5	13 2.5	115 1.8
REGULARLY NOW	4	3 .2	6 .5	14 1.1	13 1.6	18 2.5	13 1.9	21 4.2	87 1.4
Column Total		1051 16.8	1232 19.7	1226 19.6	829 13.3	721 11.5	699 11.2	491 7.9	6250 100.0

Number of Missing Observations: 185

Question 36 (How often do you use smokeless tobacco?) by GRADE

SEX = female

		6TH	7TH	8TH	9TH	10TH	11TH	12TH	Row Total
never	0	510 99.2	595 95.7	609 94.9	434 96.7	352 91.8	335 97.0	249 94.9	3084 95.8
1+ times a year	1	2 .4	15 2.5	16 2.6	8 1.7	15 3.8	8 2.2	10 3.8	74 2.3
1+ times/month	2	1 .2	1 .2	6 .9	2 .5	8 2.2		2 .6	20 .6
1+ times a week	3	1 .1	6 .9	5 .8	4 .9	6 1.5	2 .6		24 .7
1+ times a day	4	0 .1	4 .7	5 .8	1 .1	3 .7	1 .2	2 .7	16 .5
Column Total		514 16.0	622 19.3	642 20.0	449 13.9	384 11.9	346 10.7	262 8.1	3218 100.0

SEX = male

		6TH	7TH	8TH	9TH	10TH	11TH	12TH	Row Total
never	0	514 96.3	546 89.4	503 86.0	300 78.1	250 73.7	257 73.0	163 71.9	2534 83.5
1+ times a year	1	9 1.6	43 7.1	53 9.1	44 11.4	48 14.1	49 13.8	28 12.2	273 9.0
1+ times/month	2	3 .6	14 2.4	21 3.5	20 5.1	22 6.6	29 8.2	17 7.5	126 4.2
1+ times a week	3	7 1.3	2 .2	5 .8	9 2.3	12 3.6	6 1.8	8 3.7	49 1.6
1+ times a day	4	1 .2	6 1.0	3 .6	12 3.1	7 2.0	12 3.3	11 4.7	51 1.7
Column Total		533 17.6	612 20.2	586 19.3	384 12.7	339 11.2	352 11.6	227 7.5	3033 100.0

SEX = female & male

		6TH	7TH	8TH	9TH	10TH	11TH	12TH	Row Total
never	0	1023 97.7	1142 92.6	1113 90.6	734 88.1	602 83.3	593 84.9	412 84.2	5618 89.9
1+ times a year	1	11 1.1	59 4.8	70 5.7	51 6.2	63 8.7	56 8.0	38 7.7	347 5.6
1+ times/month	2	4 .4	16 1.3	26 2.1	22 2.6	31 4.2	29 4.1	19 3.8	146 2.3
1+ times a week	3	8 .7	7 .6	10 .8	13 1.6	18 2.5	8 1.2	8 1.7	72 1.2
1+ times a day	4	1 .1	10 .8	9 .7	13 1.5	9 1.3	12 1.7	13 2.6	67 1.1
Column Total		1047 16.7	1233 19.7	1228 19.6	832 13.3	722 11.6	698 11.2	490 7.8	6251 100.0

Number of Missing Observations: 184

Question 37 (How frequently have you used smokeless tobacco during the past 30 days?) by GRADE

SEX = female

		6TH	7TH	8TH	9TH	10TH	11TH	12TH	Row Total
NEVER	0	512 99.4	603 96.7	623 96.7	434 96.8	368 94.8	339 98.0	255 97.1	3134 97.1
	1	2 .3	15 2.3	11 1.7	11 2.3	13 3.2	5 1.3	5 1.7	60 1.8
ONCE OR TWICE	2	1 .2	2 .3	2 .3	2 .4	7 1.8	2 .6	2 .6	17 .5
	3		3 .4	3 .5		1 .2		1 .5	8 .2
ABOUT ONCE/DAY	4	1 .1	2 .3	5 .8	2 .4				9 .3
Column Total		515 16.0	624 19.3	644 20.0	449 13.9	388 12.0	346 10.7	263 8.1	3228 100.0

SEX = male

		6TH	7TH	8TH	9TH	10TH	11TH	12TH	Row Total
NEVER	0	521 97.6	576 94.3	546 92.7	337 88.3	287 84.7	297 84.5	188 82.5	2751 90.7
	1	7 1.2	25 4.1	31 5.4	26 6.8	34 10.1	30 8.6	18 8.1	172 5.7
ONCE OR TWICE	2	5 .9	5 .9	4 .8	6 1.6	10 2.9	9 2.5	6 2.5	45 1.5
	3			3 .6	2 .6	3 .8	7 1.9	3 1.1	18 .6
ABOUT ONCE/DAY	4	2 .3	4 .7	3 .6	10 2.7	5 1.5	8 2.4	13 5.7	46 1.5
Column Total		534 17.6	611 20.2	588 19.4	382 12.6	339 11.2	352 11.6	227 7.5	3033 100.0

SEX = female & male

		6TH	7TH	8TH	9TH	10TH	11TH	12TH	Row Total
NEVER	0	1033 98.5	1179 95.5	1169 94.8	771 92.9	655 90.1	636 91.2	443 90.4	5886 94.0
	1	8 .8	40 3.2	43 3.5	37 4.4	47 6.4	35 5.0	23 4.7	232 3.7
ONCE OR TWICE	2	6 .5	7 .6	6 .5	8 1.0	17 2.3	11 1.6	7 1.5	62 1.0
	3		3 .2	7 .5	2 .3	3 .5	7 1.0	4 .8	26 .4
ABOUT ONCE/DAY	4	2 .2	6 .5	8 .7	12 1.5	5 .7	8 1.2	13 2.7	55 .9
Column Total		1049 16.8	1235 19.7	1232 19.7	830 13.3	727 11.6	697 11.1	490 7.8	6261 100.0

Number of Missing Observations: 174

Question 38 (Have you ever smoked cigarettes?) by GRADE

SEX = female

		6TH	7TH	8TH	9TH	10TH	11TH	12TH	Row Total
NEVER	0	407	367	327	182	114	111	79	1588
		79.0	59.0	50.8	40.5	29.5	32.1	29.8	49.2
ONCE OR TWICE	1	60	109	115	90	56	65	54	548
		11.6	17.5	17.8	20.0	14.4	18.9	20.4	17.0
ONCE IN A WHILE	2	25	74	76	78	70	64	40	427
		4.9	11.9	11.7	17.4	18.1	18.4	15.2	13.2
REG IN PAST	3	12	29	40	31	44	27	26	211
		2.3	4.7	6.2	7.0	11.4	7.9	10.0	6.5
REGULARLY NOW	4	12	43	87	67	103	78	65	456
		2.2	6.9	13.5	15.0	26.6	22.6	24.7	14.1
Column Total		516	623	644	449	388	346	265	3230
		16.0	19.3	19.9	13.9	12.0	10.7	8.2	100.0

SEX = male

		6TH	7TH	8TH	9TH	10TH	11TH	12TH	Row Total
NEVER	0	412	385	271	159	120	103	79	1529
		76.9	62.9	46.1	41.7	35.5	29.2	35.2	50.4
ONCE OR TWICE	1	82	90	128	84	80	62	55	582
		15.3	14.8	21.8	22.1	23.8	17.6	24.4	19.2
ONCE IN A WHILE	2	12	54	59	36	52	71	30	315
		2.3	8.8	10.1	9.5	15.5	20.0	13.6	10.4
REG IN PAST	3	18	39	67	37	35	38	13	247
		3.4	6.3	11.5	9.7	10.4	10.6	6.0	8.2
REGULARLY NOW	4	11	44	62	65	50	79	47	358
		2.1	7.2	10.5	17.0	14.7	22.5	20.8	11.8
Column Total		536	612	587	381	337	353	224	3031
		17.7	20.2	19.4	12.6	11.1	11.6	7.4	100.0

SEX = female & male

		6TH	7TH	8TH	9TH	10TH	11TH	12TH	Row Total
NEVER	0	819	752	598	341	234	214	158	3117
		77.9	60.9	48.6	41.1	32.3	30.7	32.3	49.8
ONCE OR TWICE	1	142	199	243	174	136	127	109	1131
		13.5	16.1	19.7	21.0	18.8	18.2	22.2	18.1
ONCE IN A WHILE	2	38	128	135	114	123	134	71	742
		3.6	10.4	10.9	13.8	16.9	19.2	14.5	11.9
REG IN PAST	3	30	68	107	68	80	65	40	458
		2.8	5.5	8.7	8.2	11.0	9.3	8.2	7.3
REGULARLY NOW	4	23	87	148	132	153	158	112	813
		2.2	7.1	12.1	15.9	21.0	22.6	22.9	13.0
Column Total		1052	1235	1231	830	725	699	489	6261
		16.8	19.7	19.7	13.3	11.6	11.2	7.8	100.0

Number of Missing Observations: 174

Question 39 (How often do you smoke cigarettes?) by GRADE

SEX = female

		6TH	7TH	8TH	9TH	10TH	11TH	12TH	Row Total
never	0	459 89.1	433 69.7	408 63.3	248 55.5	165 43.0	178 51.6	138 52.2	2030 63.0
1+ times a year	1	22 4.2	74 11.9	88 13.7	67 15.0	47 12.2	36 10.5	36 13.7	370 11.5
1+ times/month	2	11 2.2	44 7.1	37 5.7	34 7.5	27 7.1	30 8.8	14 5.1	197 6.1
1+ times a week	3	18 3.5	27 4.3	49 7.6	28 6.2	33 8.6	28 8.2	11 4.3	195 6.0
1+ times a day	4	5 1.0	43 7.0	63 9.7	71 15.8	111 29.0	72 20.8	65 24.6	430 13.4
Column Total		516 16.0	622 19.3	645 20.0	447 13.9	383 11.9	345 10.7	265 8.2	3223 100.0

SEX = male

		6TH	7TH	8TH	9TH	10TH	11TH	12TH	Row Total
never	0	471 88.6	447 73.0	387 65.9	236 61.6	198 58.7	175 49.8	128 56.8	2042 67.4
1+ times a year	1	32 6.1	61 9.9	71 12.2	34 9.0	37 10.9	46 12.9	30 13.5	312 10.3
1+ times/month	2	8 1.5	45 7.4	33 5.6	17 4.3	28 8.4	28 8.0	10 4.4	169 5.6
1+ times a week	3	11 2.1	18 3.0	44 7.5	23 6.1	22 6.6	20 5.8	8 3.4	147 4.9
1+ times a day	4	9 1.7	41 6.7	52 8.8	72 18.9	52 15.4	83 23.6	49 21.9	358 11.8
Column Total		532 17.6	612 20.2	587 19.4	382 12.6	337 11.1	352 11.6	226 7.5	3029 100.0

SEX = female & male

		6TH	7TH	8TH	9TH	10TH	11TH	12TH	Row Total
never	0	931 88.8	880 71.3	795 64.6	484 58.3	362 50.3	354 50.7	267 54.4	4072 65.1
1+ times a year	1	54 5.1	135 10.9	159 12.9	101 12.2	84 11.6	82 11.7	67 13.6	682 10.9
1+ times/month	2	20 1.9	90 7.3	70 5.7	50 6.1	55 7.7	58 8.4	24 4.8	366 5.9
1+ times a week	3	29 2.8	45 3.7	93 7.6	51 6.2	55 7.7	49 7.0	19 3.9	342 5.5
1+ times a day	4	14 1.4	84 6.8	114 9.3	143 17.2	163 22.7	155 22.2	115 23.3	789 12.6
Column Total		1048 16.8	1234 19.7	1231 19.7	830 13.3	720 11.5	698 11.2	491 7.9	6252 100.0

Number of Missing Observations: 183

Question 40 (How frequently have you smoked cigarettes during the past 30 days?) by GRADE

SEX = female

		6TH	7TH	8TH	9TH	10TH	11TH	12TH	Row Total
NOT AT ALL	0	489 94.4	510 81.9	486 75.2	311 69.4	223 57.6	207 60.0	175 66.2	2400 74.3
	1	19 3.7	63 10.1	61 9.5	61 13.7	45 11.5	55 16.1	21 7.8	325 10.1
1 TO 5 PER DAY	2	9 1.7	28 4.6	53 8.2	33 7.3	40 10.4	41 11.9	18 7.0	223 6.9
	3	1 .1	13 2.0	15 2.3	19 4.2	34 8.7	23 6.7	19 7.3	123 3.8
1 PACK PER DAY	4		7 1.1	16 2.5	9 1.9	28 7.1	10 2.9	24 9.0	93 2.9
	5	0 .1	1 .1	10 1.5	3 .7	17 4.3	8 2.4	7 2.5	45 1.4
1 1/2 PACKS PER DAY	6		1 .2	5 .8	12 2.6	2 .5		1 .3	21 .7
Column Total		518 16.0	622 19.3	646 20.0	448 13.9	388 12.0	344 10.7	264 8.2	3231 100.0

SEX = male

		6TH	7TH	8TH	9TH	10TH	11TH	12TH	Row Total
NOT AT ALL	0	503 94.4	504 82.7	456 77.9	275 72.2	233 69.1	218 61.9	152 67.6	2341 77.5
	1	12 2.3	58 9.6	59 10.0	30 7.9	45 13.4	41 11.6	17 7.7	262 8.7
1 TO 5 PER DAY	2	7 1.4	20 3.3	35 5.9	38 10.1	21 6.2	27 7.6	15 6.5	163 5.4
	3	5 1.0	10 1.6	15 2.5	17 4.5	12 3.6	24 6.7	10 4.6	93 3.1
1 PACK PER DAY	4	2 .5	4 .6	11 1.9	11 2.8	16 4.8	29 8.2	19 8.4	92 3.1
	5		7 1.2	2 .4	6 1.5	7 2.1	9 2.4	6 2.8	37 1.2
1 1/2 PACKS PER DAY	6	2 .4	6 1.0	8 1.3	4 1.0	3 .8	5 1.5	5 2.4	33 1.1
Column Total		532 17.6	609 20.2	585 19.4	380 12.6	338 11.2	352 11.7	224 7.4	3021 100.0

Question 40 (How frequently have you smoked cigarettes during the past 30 days?) by
GRADE

SEX = female & male

		6TH	7TH	8TH	9TH	10TH	11TH	12TH	Row Total
NOT AT ALL	0	992 94.4	1014 82.3	942 76.5	586 70.7	457 62.9	425 61.0	326 66.8	4741 75.8
LESS THAN 1 PER	1	31 3.0	121 9.8	120 9.7	92 11.1	90 12.4	96 13.8	38 7.8	587 9.4
1 TO 5 PER DAY	2	16 1.5	49 4.0	88 7.1	71 8.6	61 8.4	68 9.7	33 6.8	386 6.2
1/2 PACK PER DA	3	6 .6	22 1.8	29 2.4	36 4.3	46 6.3	47 6.7	30 6.0	216 3.5
1 PACK PER DAY	4	2 .2	11 .9	27 2.2	19 2.4	44 6.0	39 5.6	43 8.7	185 3.0
1 1/2 PACKS PER	5	0 .0	8 .6	12 1.0	9 1.1	24 3.3	17 2.4	13 2.6	82 1.3
2+ PACKS PER DA	6	2 .2	7 .6	13 1.1	16 1.9	5 .6	5 .8	6 1.3	54 .9
Column Total		1050 16.8	1232 19.7	1231 19.7	829 13.3	726 11.6	697 11.1	489 7.8	6252 100.0

Number of Missing Observations: 183

Question 41 (On how many occasions have you had beer, wine, or hard liquor to drink in your lifetime?) by GRADE

SEX = female

		6TH	7TH	8TH	9TH	10TH	11TH	12TH	Row Total
0 occasions	0	347 68.4	266 42.7	197 30.5	91 20.5	49 12.9	49 14.1	31 11.8	1030 32.1
1-2 occasions	1	95 18.7	160 25.6	146 22.6	82 18.4	57 15.0	59 17.0	28 10.5	626 19.5
3-5 occasions	3	33 6.4	77 12.4	92 14.3	87 19.6	61 15.9	52 15.1	40 15.3	443 13.8
6-9 occasions	6	15 2.9	51 8.2	81 12.6	62 13.9	48 12.6	42 12.1	22 8.4	321 10.0
10-19 occasions	10	10 1.9	29 4.7	45 6.9	54 12.2	68 17.9	49 14.3	50 19.1	306 9.5
20-39 occasions	20	4 .8	17 2.7	54 8.4	26 6.0	35 9.2	51 14.9	30 11.4	218 6.8
40+	40	5 .9	23 3.6	30 4.7	42 9.4	63 16.5	44 12.6	62 23.6	268 8.3
Column Total		507 15.8	623 19.4	645 20.1	444 13.8	382 11.9	346 10.8	264 8.2	3212 100.0

SEX = male

		6TH	7TH	8TH	9TH	10TH	11TH	12TH	Row Total
0 occasions	0	311 58.3	237 39.1	177 30.4	97 25.5	63 18.8	51 14.4	29 12.7	966 32.0
1-2 occasions	1	133 25.0	138 22.8	119 20.4	77 20.2	50 14.7	36 10.4	26 11.4	580 19.2
3-5 occasions	3	45 8.5	81 13.3	105 18.0	65 17.1	43 12.7	49 13.8	35 15.4	423 14.0
6-9 occasions	6	14 2.6	38 6.3	39 6.6	25 6.4	41 12.0	32 9.1	24 10.5	211 7.0
10-19 occasions	10	16 3.0	56 9.2	60 10.3	43 11.2	44 13.2	46 13.2	23 10.0	288 9.5
20-39 occasions	20	4 .8	12 2.0	42 7.2	33 8.5	48 14.3	61 17.5	33 14.7	234 7.7
40+	40	10 1.8	45 7.4	41 7.1	42 11.0	48 14.3	76 21.7	58 25.4	320 10.6
Column Total		533 17.6	607 20.1	584 19.3	382 12.6	337 11.2	352 11.6	227 7.5	3022 100.0

Question 41 (On how many occasions have you had beer, wine, or hard liquor to drink in your lifetime?) by GRADE

SEX = female & male

		6TH	7TH	8TH	9TH	10TH	11TH	12TH	Row Total
0 occasions	0	658 63.2	503 40.9	374 30.4	188 22.8	113 15.7	99 14.2	60 12.2	1996 32.0
1-2 occasions	1	228 21.9	298 24.2	265 21.6	159 19.3	107 14.8	95 13.7	54 10.9	1206 19.3
3-5 occasions	3	78 7.5	158 12.9	198 16.1	153 18.5	104 14.4	101 14.4	75 15.3	866 13.9
6-9 occasions	6	29 2.8	89 7.2	120 9.8	86 10.4	89 12.3	74 10.6	46 9.4	533 8.5
10-19 occasions	10	25 2.4	85 6.9	105 8.5	97 11.8	113 15.7	96 13.7	73 14.9	594 9.5
20-39 occasions	20	8 .8	29 2.4	96 7.8	59 7.1	83 11.6	113 16.2	63 12.9	452 7.2
40+	40	15 1.4	68 5.5	71 5.8	84 10.1	111 15.5	120 17.2	120 24.4	588 9.4
Column Total		1040 16.7	1230 19.7	1229 19.7	826 13.3	720 11.5	698 11.2	491 7.9	6234 100.0
Number of Missing Observations: 201									

Question 42 (How often do you use alcohol (beer, wine, or hard liquor)?) by GRADE

SEX = female

		6TH	7TH	8TH	9TH	10TH	11TH	12TH	Row Total
never	0	427	401	307	143	93	93	50	1516
		83.2	65.1	47.6	32.3	24.1	27.0	19.0	47.1
1+ times a year	1	69	148	175	151	123	129	111	906
		13.3	24.0	27.1	34.1	31.8	37.4	42.1	28.2
1+ times/month	2	12	53	107	108	105	94	69	548
		2.4	8.6	16.5	24.4	27.2	27.2	26.0	17.0
1+ times a week	3	6	12	52	38	66	29	33	235
		1.1	2.0	8.0	8.7	16.9	8.3	12.7	7.3
1+ times a day	4		3	5	2		0	1	11
			.4	.8	.5		.1	.3	.3
Column Total		514	617	645	444	387	345	264	3215
		16.0	19.2	20.1	13.8	12.0	10.7	8.2	100.0

SEX = male

		6TH	7TH	8TH	9TH	10TH	11TH	12TH	Row Total
never	0	420	353	280	166	102	91	49	1460
		79.3	58.0	48.3	43.5	30.3	25.9	21.4	48.4
1+ times a year	1	85	175	170	103	104	99	74	810
		16.1	28.8	29.2	26.9	31.0	28.2	32.5	26.9
1+ times/month	2	18	48	90	71	77	100	56	460
		3.4	7.9	15.5	18.6	22.8	28.6	24.4	15.2
1+ times a week	3	4	24	37	37	47	60	46	255
		.7	3.9	6.5	9.7	14.1	17.0	20.3	8.5
1+ times a day	4	2	9	3	5	6	1	3	30
		.4	1.4	.6	1.3	1.8	.4	1.4	1.0
Column Total		529	608	581	382	336	352	227	3015
		17.6	20.2	19.3	12.7	11.2	11.7	7.5	100.0

SEX = female & male

		6TH	7TH	8TH	9TH	10TH	11TH	12TH	Row Total
never	0	847	754	587	310	195	184	99	2976
		81.2	61.6	47.9	37.5	27.0	26.4	20.1	47.8
1+ times a year	1	154	323	344	254	227	228	185	1716
		14.8	26.4	28.1	30.8	31.4	32.8	37.7	27.5
1+ times/month	2	30	101	196	179	182	194	124	1007
		2.9	8.2	16.0	21.7	25.1	27.9	25.3	16.2
1+ times a week	3	9	36	89	75	113	88	80	491
		.9	2.9	7.3	9.1	15.6	12.7	16.2	7.9
1+ times a day	4	2	11	8	7	6	2	4	40
		.2	.9	.7	.9	.8	.2	.8	.6
Column Total		1043	1225	1225	826	723	697	491	6230
		16.7	19.7	19.7	13.3	11.6	11.2	7.9	100.0

Number of Missing Observations: 205

Question 43 (On how many occasions have you had beer, wine, or hard liquor during the past 30 days?) by GRADE

SEX = female

		6TH	7TH	8TH	9TH	10TH	11TH	12TH	Row Total
0 occasions	0	474 91.7	474 76.0	403 62.6	242 54.0	173 45.0	177 51.2	113 43.2	2055 63.8
1-2 occasions	1	31 6.1	98 15.7	140 21.8	113 25.1	119 31.1	94 27.3	83 31.6	678 21.0
3-5 occasions	3	5 1.0	39 6.3	40 6.2	43 9.6	37 9.5	48 13.9	35 13.3	247 7.7
6-9 occasions	6	2 .3	4 .6	34 5.3	32 7.2	34 8.7	22 6.2	13 4.9	140 4.3
10-19 occasions	10	3 .6	7 1.2	20 3.1	15 3.3	13 3.5	4 1.2	13 5.1	76 2.4
20-39 occasions	20		1 .2	4 .7	2 .5	4 1.1	0 .1	4 1.7	17 .5
40+	40	2 .3		2 .3	1 .3	4 1.1		1 .3	10 .3
Column Total		517 16.0	623 19.3	644 20.0	449 13.9	384 11.9	345 10.7	262 8.1	3223 100.0

SEX = male

		6TH	7TH	8TH	9TH	10TH	11TH	12TH	Row Total
0 occasions	0	474 89.1	447 73.1	384 66.5	226 59.1	181 53.6	158 44.9	87 38.3	1958 64.8
1-2 occasions	1	43 8.1	95 15.5	114 19.7	73 19.1	76 22.5	79 22.5	56 24.4	536 17.7
3-5 occasions	3	9 1.7	33 5.4	42 7.3	36 9.4	36 10.8	58 16.5	39 17.2	254 8.4
6-9 occasions	6	2 .4	11 1.7	18 3.1	20 5.2	25 7.6	28 8.1	22 9.7	126 4.2
10-19 occasions	10	1 .2	9 1.5	12 2.1	10 2.5	5 1.5	19 5.3	12 5.1	67 2.2
20-39 occasions	20	1 .1	8 1.3	4 .7	5 1.4	9 2.7	6 1.6	5 2.0	37 1.2
40+	40	3 .5	9 1.4	4 .7	13 3.3	4 1.3	4 1.0	7 3.3	43 1.4
Column Total		532 17.6	611 20.2	578 19.1	383 12.7	337 11.2	352 11.7	228 7.5	3022 100.0

Question 43 (On how many occasions have you had beer, wine, or hard liquor during the past 30 days?) by GRADE

SEX = female & male

		6TH	7TH	8TH	9TH	10TH	11TH	12TH	Row Total
0 occasions	0	948	921	787	469	354	335	200	4013
		90.4	74.6	64.4	56.3	49.0	48.0	40.9	64.3
1-2 occasions	1	74	192	254	186	195	173	138	1214
		7.1	15.6	20.8	22.4	27.1	24.9	28.3	19.4
3-5 occasions	3	14	73	82	79	73	106	74	501
		1.4	5.9	6.7	9.5	10.1	15.3	15.1	8.0
6-9 occasions	6	4	14	52	52	59	50	35	266
		.3	1.2	4.3	6.2	8.2	7.2	7.1	4.3
10-19 occasions	10	4	17	32	24	19	23	25	143
		.4	1.3	2.6	2.9	2.6	3.3	5.1	2.3
20-39 occasions	20	1	10	8	8	13	6	9	54
		.0	.8	.7	.9	1.8	.9	1.8	.9
40+	40	4	9	6	14	9	4	8	54
		.4	.7	.5	1.7	1.2	.5	1.7	.9
Column		1049	1235	1222	832	721	697	489	6245
Total		16.8	19.8	19.6	13.3	11.5	11.2	7.8	100.0

Number of Missing Observations: 190

Questions 44 (Over the last two weeks, how many times have you had five or more alcoholic drinks in a row?) by GRADE

SEX = female

		6TH	7TH	8TH	9TH	10TH	11TH	12TH	Row Total
none	0	503 97.5	566 91.9	535 82.8	331 73.8	279 71.9	258 74.6	197 74.4	2668 82.8
ONCE	1	7 1.4	27 4.4	45 7.0	51 11.3	34 8.8	37 10.8	27 10.2	229 7.1
TWICE	2	3 .6	7 1.2	29 4.5	29 6.4	28 7.1	30 8.7	23 8.7	149 4.6
3-5 TIMES	3	1 .1	12 1.9	25 3.8	26 5.9	41 10.6	13 3.9	14 5.3	132 4.1
6-9 TIMES	6		2 .3	6 1.0	9 2.1	6 1.5	5 1.5	2 .7	30 .9
10+ TIMES	10	2 .4	2 .3	5 .8	2 .5	0 .1	1 .4	2 .6	15 .5
Column Total		516 16.0	616 19.1	645 20.0	449 13.9	388 12.0	346 10.7	264 8.2	3224 100.0

SEX = male

		6TH	7TH	8TH	9TH	10TH	11TH	12TH	Row Total
none	0	514 96.2	544 89.0	502 85.9	285 74.5	239 70.9	217 62.0	142 62.3	2442 80.7
ONCE	1	10 1.9	35 5.7	33 5.7	23 6.1	29 8.7	44 12.7	28 12.3	203 6.7
TWICE	2	6 1.2	12 2.0	19 3.3	28 7.4	29 8.5	36 10.2	17 7.4	148 4.9
3-5 TIMES	3	1 .2	11 1.7	19 3.2	25 6.6	19 5.8	33 9.3	27 11.7	134 4.4
6-9 TIMES	6	1 .1	1 .2	5 .9	10 2.6	10 3.1	8 2.2	6 2.6	41 1.4
10+ TIMES	10	2 .4	7 1.2	6 1.0	11 2.8	10 3.0	13 3.6	8 3.7	57 1.9
Column Total		534 17.7	611 20.2	584 19.3	383 12.7	337 11.1	349 11.5	228 7.5	3026 100.0

Question 44 (Over the last two weeks, how many times have you had five or more alcoholic drinks in a row?) by GRADE

SEX = female & male

		6TH	7TH	8TH	9TH	10TH	11TH	12TH	Row Total
none	0	1017 96.9	1110 90.5	1036 84.3	617 74.1	518 71.4	475 68.3	338 68.8	5111 81.8
	1	17 1.6	62 5.0	78 6.4	74 8.9	64 8.8	82 11.8	55 11.1	432 6.9
ONCE	2	9 .9	20 1.6	48 3.9	57 6.9	56 7.8	66 9.5	40 8.1	296 4.7
	3	2 .2	22 1.8	43 3.5	52 6.2	61 8.4	46 6.6	41 8.3	267 4.3
3-5 TIMES	6	1 .0	3 .3	12 .9	19 2.3	16 2.2	13 1.8	8 1.6	71 1.1
	10	4 .4	10 .8	11 .9	13 1.6	10 1.4	14 2.0	10 2.1	73 1.2
6-9 TIMES									
10+ TIMES									
Column		1050	1227	1230	832	725	695	492	6249
Total		16.8	19.6	19.7	13.3	11.6	11.1	7.9	100.0

Number of Missing Observations: 186

Question 45 (On how many occasions have you used marijuana in your lifetime?) by GRADE

SEX = female

		6TH	7TH	8TH	9TH	10TH	11TH	12TH	Row Total
0 occasions	0	498 96.3	539 87.3	480 74.5	281 62.6	190 48.9	176 50.8	121 45.7	2284 70.8
1-2 occasions	1	14 2.8	44 7.1	48 7.5	61 13.6	37 9.5	27 7.8	23 8.8	255 7.9
3-5 occasions	3	3 .5	6 1.0	24 3.7	19 4.2	14 3.6	25 7.2	19 7.1	109 3.4
6-9 occasions	6	1 .2	9 1.5	23 3.6	24 5.4	22 5.8	13 3.8	9 3.4	102 3.2
10-19 occasions	10		8 1.3	27 4.1	20 4.4	20 5.1	22 6.2	19 7.1	114 3.5
20-39 occasions	20	1 .2	5 .8	17 2.6	12 2.6	28 7.2	22 6.2	19 7.1	103 3.2
40+	40	0 .1	6 1.0	26 4.0	32 7.1	77 19.9	62 18.0	55 20.8	258 8.0
Column Total		517 16.0	618 19.1	644 20.0	448 13.9	388 12.0	346 10.7	265 8.2	3226 100.0

SEX = male

		6TH	7TH	8TH	9TH	10TH	11TH	12TH	Row Total
0 occasions	0	503 95.0	503 82.4	424 72.6	231 60.6	172 51.1	174 49.2	111 48.6	2118 70.0
1-2 occasions	1	14 2.7	32 5.2	47 8.0	30 7.8	24 7.2	21 6.0	20 9.0	188 6.2
3-5 occasions	3	2 .4	26 4.2	23 3.9	26 6.7	18 5.5	14 3.9	16 7.0	124 4.1
6-9 occasions	6	3 .6	13 2.2	29 4.9	9 2.3	10 2.8	24 6.7	9 3.9	96 3.2
10-19 occasions	10	3 .5	9 1.4	13 2.2	13 3.4	14 4.2	26 7.3	13 5.6	90 3.0
20-39 occasions	20	1 .3	2 .4	17 2.9	13 3.4	20 6.1	27 7.7	8 3.3	89 3.0
40+	40	3 .5	26 4.3	32 5.5	61 15.9	78 23.1	68 19.2	52 22.6	319 10.5
Column Total		529 17.5	611 20.2	584 19.3	381 12.6	337 11.1	354 11.7	228 7.5	3024 100.0

Question 45 (On how many occasions have you used marijuana in your lifetime?) by
GRADE

SEX = female & male

		6TH	7TH	8TH	9TH	10TH	11TH	12TH	Row Total
0 occasions	0	1001 95.6	1042 84.8	904 73.6	512 61.7	362 49.9	350 50.0	232 47.0	4402 70.4
1-2 occasions	1	28 2.7	76 6.2	95 7.7	91 11.0	61 8.4	48 6.9	44 8.9	443 7.1
3-5 occasions	3	5 .5	32 2.6	46 3.8	45 5.4	32 4.5	39 5.5	35 7.0	233 3.7
6-9 occasions	6	4 .4	22 1.8	52 4.2	33 4.0	32 4.4	37 5.3	18 3.6	199 3.2
10-19 occasions	10	3 .3	17 1.4	39 3.2	33 4.0	34 4.7	47 6.8	31 6.4	204 3.3
20-39 occasions	20	3 .2	7 .6	34 2.8	24 2.9	48 6.7	49 7.0	26 5.4	192 3.1
40+	40	3 .3	32 2.6	58 4.7	92 11.1	155 21.4	130 18.6	106 21.6	577 9.2
Column Total		1047 16.7	1228 19.7	1228 19.7	830 13.3	725 11.6	700 11.2	492 7.9	6250 100.0

Number of Missing Observations: 185

Question 46 (How often do you use marijuana?) by GRADE

SEX = female

		6TH	7TH	8TH	9TH	10TH	11TH	12TH	Row Total
never	0	506 97.9	551 88.9	496 77.2	311 69.5	219 56.4	211 61.0	157 59.4	2450 76.0
1+ times a year	1	6 1.2	32 5.1	47 7.3	59 13.2	39 10.1	33 9.7	40 15.2	257 8.0
1+ times/month	2	2 .5	27 4.3	59 9.1	39 8.8	60 15.5	50 14.5	23 8.6	260 8.1
1+ times a week	3	2 .4	6 1.0	29 4.5	32 7.1	42 10.9	41 11.8	27 10.2	179 5.6
1+ times a day	4		4 .7	12 1.9	6 1.4	28 7.1	10 3.0	17 6.5	77 2.4
Column Total		517 16.0	619 19.2	643 19.9	447 13.9	38 12.0	345 10.7	264 8.2	3223 100.0

SEX = male

		6TH	7TH	8TH	9TH	10TH	11TH	12TH	Row Total
never	0	519 96.9	525 85.8	460 79.2	264 69.7	203 60.4	201 56.7	143 63.0	2316 76.5
1+ times a year	1	7 1.3	40 6.5	40 6.8	30 7.8	29 8.5	51 14.3	24 10.5	219 7.2
1+ times/month	2	6 1.1	15 2.5	48 8.2	24 6.4	31 9.3	46 13.0	24 10.4	194 6.4
1+ times a week	3	1 .2	18 3.0	28 4.9	43 11.4	50 14.9	41 11.5	16 7.0	198 6.5
1+ times a day	4	3 .5	14 2.2	5 .9	18 4.6	23 6.9	16 4.5	21 9.2	99 3.3
Column Total		535 17.7	612 20.2	581 19.2	379 12.5	336 11.1	354 11.7	228 7.5	3026 100.0

SEX = female & male

		6TH	7TH	8TH	9TH	10TH	11TH	12TH	Row Total
never	0	1025 97.4	1076 87.4	957 78.1	575 69.6	422 58.3	411 58.8	300 61.0	4766 76.3
1+ times a year	1	13 1.2	72 5.8	87 7.1	89 10.8	68 9.3	84 12.0	64 13.0	476 7.6
1+ times/month	2	8 .8	42 3.4	106 8.7	64 7.7	91 12.6	96 13.8	46 9.5	454 7.3
1+ times a week	3	3 .3	24 2.0	57 4.7	75 9.1	93 12.8	81 11.6	43 8.7	377 6.0
1+ times a day	4	3 .3	18 1.4	17 1.4	24 2.9	51 7.0	26 3.8	38 7.7	177 2.8
Column Total		1052 16.8	1231 19.7	1224 19.6	827 13.2	724 11.6	699 11.2	491 7.9	6249 100.0

Number of Missing Observations: 186

Question 47 (On how many occasions have you used marijuana during the past 30 days?)
by GRADE

SEX = female

		6TH	7TH	8TH	9TH	10TH	11TH	12TH	Row Total
0 occasions	0	511 99.0	568 91.8	527 82.0	360 80.5	258 66.6	241 69.7	190 71.8	2655 82.4
1-2 occasions	1	3 .6	35 5.7	54 8.3	41 9.1	35 8.9	28 8.1	22 8.5	218 6.7
3-5 occasions	3	0 .1	7 1.1	21 3.2	15 3.4	24 6.2	25 7.3	10 3.9	103 3.2
6-9 occasions	6	0 .1	3 .5	11 1.7	10 2.2	14 3.6	17 5.0	4 1.6	60 1.9
10-19 occasions	10	1 .3	1 .1	17 2.6	14 3.0	24 6.3	11 3.2	10 3.8	78 2.4
20-39 occasions	20		1 .1	7 1.1	3 .6	18 4.5	15 4.4	10 3.7	53 1.6
40+	40		4 .7	6 .9	6 1.3	15 3.9	8 2.2	18 6.7	57 1.8
Column Total		516 16.0	618 19.2	643 20.0	447 13.9	388 12.0	346 10.7	264 8.2	3223 100.0

SEX = male

		6TH	7TH	8TH	9TH	10TH	11TH	12TH	Row Total
0 occasions	0	523 97.7	553 90.9	486 83.5	294 77.0	225 67.2	245 69.2	161 70.8	2487 82.3
1-2 occasions	1	4 .7	18 3.0	48 8.3	12 3.0	19 5.8	34 9.7	22 9.7	158 5.2
3-5 occasions	3	2 .4	8 1.4	9 1.6	16 4.1	24 7.0	15 4.4	5 2.2	79 2.6
6-9 occasions	6	2 .4	8 1.3	18 3.1	15 4.0	10 3.0	11 3.1	6 2.6	71 2.3
10-19 occasions	10	2 .3	8 1.4	6 1.1	16 4.1	17 5.0	24 6.9	7 3.1	80 2.7
20-39 occasions	20	1 .1	3 .6	8 1.4	13 3.4	23 6.7	11 3.2	12 5.4	71 2.3
40+	40	2 .3	9 1.4	5 .9	17 4.4	18 5.2	13 3.6	14 6.3	77 2.5
Column Total		535 17.7	609 20.1	581 19.2	381 12.6	335 11.1	354 11.7	228 7.5	3023 100.0

Question 47 (On how many occasions have you used marijuana during the past 30 days?)
by GRADE

SEX = female & male

		6TH	7TH	8TH	9TH	10TH	11TH	12TH	Row Total
0 occasions	0	1034 98.3	1121 91.4	1013 82.7	654 78.9	484 66.8	486 69.5	351 71.4	5142 82.3
1-2 occasions	1	7 .7	53 4.3	102 8.3	52 6.3	54 7.5	62 8.9	44 9.0	375 6.0
3-5 occasions	3	2 .2	15 1.3	30 2.5	31 3.7	48 6.6	41 5.8	15 3.1	182 2.9
6-9 occasions	6	3 .3	11 .9	29 2.4	25 3.0	24 3.3	28 4.0	10 2.1	130 2.1
10-19 occasions	10	3 .3	9 .7	23 1.9	29 3.5	41 5.7	35 5.1	17 3.5	158 2.5
20-39 occasions	20	1 .1	4 .3	15 1.3	15 1.9	40 5.6	27 3.8	22 4.4	124 2.0
40+	40	2 .2	13 1.1	11 .9	22 2.7	33 4.5	20 2.9	32 6.5	134 2.1
Column Total		1051 16.8	1227 19.6	1225 19.6	829 13.3	723 11.6	700 11.2	492 7.9	6246 100.0

Number of Missing Observations: 189

Question 48 (On how many occasions have you used LSD and other psychedelics in your lifetime?) by GRADE

SEX = female

		6TH	7TH	8TH	9TH	10TH	11TH	12TH	Row Total
0 occasions	0	511 99.4	605 97.7	585 90.9	413 92.0	324 83.6	310 89.7	224 84.7	2973 92.2
1-2 occasions	1	3 .5	11 1.8	40 6.2	21 4.7	25 6.4	24 6.9	12 4.5	135 4.2
3-5 occasions	3	0 .1	1 .1	8 1.3	3 .7	18 4.6	6 1.9	14 5.2	51 1.6
6-9 occasions	6		2 .3	5 .8	4 .9	2 .6	2 .6	2 .8	18 .6
10-19 occasions	10			3 .5	5 1.2	6 1.4	1 .4	7 2.7	23 .7
20-39 occasions	20			2 .3	1 .3		2 .6	3 1.0	8 .2
40+	40				1 .1	13 3.4		3 1.2	17 .5
Column Total		514 16.0	620 19.2	644 20.0	449 13.9	388 12.0	346 10.7	265 8.2	3225 100.0

SEX = male

		6TH	7TH	8TH	9TH	10TH	11TH	12TH	Row Total
0 occasions	0	524 98.3	563 92.3	539 92.8	334 87.6	285 84.7	295 83.4	194 85.4	2734 90.5
1-2 occasions	1	4 .8	31 5.1	26 4.6	22 5.8	29 8.6	23 6.5	10 4.5	145 4.8
3-5 occasions	3	5 .9	9 1.4	8 1.4	16 4.3	11 3.3	7 2.0	7 3.0	62 2.1
6-9 occasions	6		1 .1	2 .4	2 .5	4 1.0	12 3.4	11 4.7	31 1.0
10-19 occasions	10		5 .9	3 .5	2 .5	1 .3	5 1.4	2 .8	18 .6
20-39 occasions	20				3 .7	2 .6	3 .8	2 .9	9 .3
40+	40		1 .2	2 .3	3 .7	5 1.5	9 2.5	2 .7	21 .7
Column Total		532 17.6	609 20.2	581 19.2	381 12.6	337 11.1	353 11.7	228 7.5	3022 100.0

Question 48 (On how many occasions have you used LSD and other psychedelics in your lifetime?) by GRADE

SEX = female & male

		6TH	7TH	8TH	9TH	10TH	11TH	12TH	Row Total
0 occasions	0	1035 98.9	1168 95.0	1125 91.8	747 90.0	609 84.1	605 86.5	418 85.0	5707 91.4
1-2 occasions	1	7 .6	42 3.4	66 5.4	43 5.2	53 7.4	47 6.7	22 4.5	281 4.5
3-5 occasions	3	5 .5	9 .8	16 1.3	20 2.4	29 4.0	13 1.9	20 4.2	113 1.8
6-9 occasions	6		3 .2	8 .6	6 .7	6 .8	14 2.0	13 2.6	49 .8
10-19 occasions	10		5 .4	7 .5	7 .9	7 .9	6 .9	9 1.8	41 .7
20-39 occasions	20			2 .2	4 .5	2 .3	5 .7	5 .9	17 .3
40+	40		1 .1	2 .1	3 .4	19 2.6	9 1.3	5 1.0	38 .6
Column Total		1047 16.8	1229 19.7	1225 19.6	830 13.3	725 11.6	699 11.2	492 7.9	6246 100.0
Number of Missing Observations: 189									

Question 49 (How often do you use LSD and other psychedelics?) by GRADE

SEX = female

		6TH	7TH	8TH	9TH	10TH	11TH	12TH	Row Total
never	0	513 99.6	607 97.7	591 91.8	420 93.9	331 85.3	323 93.4	237 89.5	3023 93.7
1+ times a year	1	2 .4	12 1.9	37 5.7	20 4.6	42 10.9	21 6.0	21 8.1	155 4.8
1+ times/month	2	0 .1		10 1.5	6 1.4	15 3.7	2 .5	6 2.3	39 1.2
1+ times a week	3			6 1.0					6 .2
1+ times a day	4		2 .3		1 .1			0 .1	3 .1
Column Total		515 16.0	621 19.2	644 20.0	447 13.9	388 12.0	346 10.7	265 8.2	3226 100.0

SEX = male

		6TH	7TH	8TH	9TH	10TH	11TH	12TH	Row Total
never	0	527 99.0	577 94.2	546 94.4	339 90.1	308 91.8	313 88.7	203 89.9	2813 93.4
1+ times a year	1	2 .4	23 3.8	19 3.3	28 7.4	19 5.6	18 5.1	13 5.9	122 4.1
1+ times/month	2	1 .3	11 1.8	8 1.4	4 .9	4 1.3	21 6.1	7 3.3	57 1.9
1+ times a week	3			4 .7	3 .8	2 .5		2 .9	11 .4
1+ times a day	4	2 .3	1 .2	1 .1	3 .8	3 .8	0 .1		10 .3
Column Total		532 17.7	612 20.3	578 19.2	376 12.5	33 11.1	353 11.7	226 7.5	3014 100.0

SEX = female & male

		6TH	7TH	8TH	9TH	10TH	11TH	12TH	Row Total
never	0	1040 99.3	1184 96.0	1138 93.1	759 92.2	639 88.3	637 91.0	440 89.7	5836 93.5
1+ times a year	1	4 .4	35 2.9	56 4.6	48 5.8	61 8.4	39 5.6	35 7.1	278 4.5
1+ times/month	2	2 .2	11 .9	18 1.5	10 1.2	19 2.6	23 3.3	13 2.7	96 1.5
1+ times a week	3			10 .8	3 .4	2 .2		2 .4	17 .3
1+ times a day	4	2 .2	3 .3	1 .1	4 .4	3 .4	0 .1	0 .1	13 .2
Column Total		1048 16.8	1233 19.8	1223 19.6	823 13.2	723 11.6	699 11.2	491 7.9	6240 100.0

Number of Missing Observations: 195

Question 50 (On how many occasions have you used LSD and other psychedelics during the past 30 days?) by GRADE

SEX = female

		6TH	7TH	8TH	9TH	10TH	11TH	12TH	Row Total
0 occasions	0	514 99.8	615 99.2	610 95.0	439 98.2	359 92.5	340 98.2	250 94.8	3127 97.1
1-2 occasions	1	1 .1	5 .8	20 3.1	6 1.5	25 6.4	6 1.7	13 4.9	75 2.3
3-5 occasions	3	0 .1		5 .7	1 .2	4 1.1	0 .1	1 .3	11 .3
6-9 occasions	6			3 .5	0 .1				3 .1
10-19 occasions	10			4 .7					4 .1
40+	40				1 .1				1 .0
Column Total		515 16.0	620 19.3	642 19.9	447 13.9	388 12.0	346 10.7	264 8.2	3222 100.0

SEX = male

		6TH	7TH	8TH	9TH	10TH	11TH	12TH	Row Total
0 occasions	0	531 99.4	585 95.8	562 97.2	349 91.6	319 95.2	322 91.7	215 94.8	2883 95.6
1-2 occasions	1	2 .4	11 1.8	11 1.9	24 6.2	8 2.4	21 6.1	8 3.6	86 2.8
3-5 occasions	3		8 1.4	2 .3	5 1.3	3 .9	1 .3	1 .4	20 .7
6-9 occasions	6	1 .2	4 .7	1 .1	1 .3	0 .1	2 .6	2 .9	11 .4
10-19 occasions	10				1 .3	0 .1	4 1.2		6 .2
20-39 occasions	20			2 .4	1 .2	4 1.1		1 .3	7 .2
40+	40		2 .3	1 .1		1 .2	0 .1		4 .1
Column Total		534 17.7	611 20.2	578 19.2	381 12.6	335 11.1	351 11.7	226 7.5	3016 100.0

Question 50 (On how many occasions have you used LSD and other psychedelics during the past 30 days?) by GRADE

SEX = female & male

		6TH	7TH	8TH	9TH	10TH	11TH	12TH	Row Total
0 occasions	0	1045 99.6	1201 97.5	1172 96.0	788 95.2	678 93.8	662 94.9	465 94.8	6010 96.3
1-2 occasions	1	3 .3	16 1.3	31 2.6	30 3.6	33 4.5	27 3.9	21 4.3	161 2.6
3-5 occasions	3	0 .0	8 .7	6 .5	6 .7	7 1.0	1 .2	2 .4	31 .5
6-9 occasions	6	1 .1	4 .3	4 .3	1 .2	0 .0	2 .3	2 .4	15 .2
10-19 occasions	10			4 .3	1 .2	0 .0	4 .6		10 .2
20-39 occasions	20			2 .2	1 .1	4 .5		1 .1	7 .1
40+	40		2 .2	1 .1	1 .1	1 .1	0 .1		5 .1
Column Total		1049 16.8	1231 19.7	1220 19.6	828 13.3	723 11.6	697 11.2	490 7.9	6238 100.0

Number of Missing Observations: 197

Question 51 (On how many occasions have you used cocaine or crack in your lifetime?)
by GRADE

SEX = female

		6TH	7TH	8TH	9TH	10TH	11TH	12TH	Row Total
0 occasions	0	499 97.0	607 97.8	599 93.6	425 95.1	355 91.6	336 97.0	251 94.7	3072 95.4
1-2 occasions	1	14 2.6	9 1.5	23 3.6	10 2.2	21 5.5	9 2.6	3 1.2	89 2.8
3-5 occasions	3	0 .1	2 .3	3 .5	2 .5	4 .9	1 .1	3 1.2	14 .4
6-9 occasions	6		0 .0	3 .5	4 .8	4 1.1	1 .2	3 1.2	15 .5
10-19 occasions	10	1 .1	2 .3	7 1.1	0 .1	2 .5	0 .1	3 1.0	15 .5
20-39 occasions	20	1 .2		5 .7	1 .3	2 .4		1 .4	10 .3
40+	40	0 .1			5 1.1			1 .3	6 .2
Column Total		515 16.0	621 19.3	640 19.9	447 13.9	388 12.0	346 10.7	265 8.2	3221 100.0

SEX = male

		6TH	7TH	8TH	9TH	10TH	11TH	12TH	Row Total
0 occasions	0	523 98.2	572 93.8	552 95.4	353 93.9	317 94.8	331 94.4	216 95.1	2864 95.2
1-2 occasions	1	5 .9	26 4.2	21 3.6	9 2.5	11 3.3	12 3.5	5 2.1	89 2.9
3-5 occasions	3	3 .6	3 .6	3 .4	2 .5	3 .8	2 .7	1 .4	17 .6
6-9 occasions	6		1 .2		4 1.1	0 .1	3 .7	1 .5	9 .3
10-19 occasions	10	2 .4	1 .2	1 .1	1 .3	1 .4	2 .6	2 .9	11 .4
20-39 occasions	20		1 .2	1 .3	3 .7		0 .1		5 .2
40+	40		5 .8	1 .2	3 .9	2 .6	0 .1	2 1.0	14 .5
Column Total		533 17.7	610 20.3	579 19.2	375 12.5	334 11.1	351 11.7	228 7.6	3010 100.0

Question 51 (On how many occasions have you used cocaine or crack in your lifetime?)
by GRADE

SEX = female & male

		6TH	7TH	8TH	9TH	10TH	11TH	12TH	Row Total
0 occasions	0	1023 97.6	1179 95.8	1152 94.4	777 94.5	672 93.1	667 95.7	467 94.9	5936 95.3
1-2 occasions	1	18 1.7	35 2.9	44 3.6	19 2.3	32 4.5	21 3.0	8 1.6	178 2.9
3-5 occasions	3	3 .3	5 .4	6 .5	4 .5	6 .9	3 .4	4 .8	31 .5
6-9 occasions	6		1 .1	3 .3	8 1.0	4 .6	3 .4	4 .9	25 .4
10-19 occasions	10	3 .3	3 .3	8 .6	2 .2	3 .5	2 .3	5 1.0	26 .4
20-39 occasions	20	1 .1	1 .1	6 .5	4 .5	2 .2	0 .0	1 .2	15 .2
40+	40	0 .0	5 .4	1 .1	8 1.0	2 .3	0 .1	3 .6	20 .3
Column Total		1048 16.8	1230 19.7	1219 19.6	822 13.2	722 11.6	697 11.2	492 7.9	6230 100.0

Number of Missing Observations: 205

Question 52 (How often do you use cocaine or crack?) by GRADE

SEX = female

		6TH	7TH	8TH	9TH	10TH	11TH	12TH	Row Total
never	0	504 98.5	611 98.7	607 94.2	427 96.3	359 93.6	341 98.8	256 97.6	3104 96.7
1+ times a year	1	5 1.0	6 .9	20 3.1	8 1.8	23 6.0	4 1.1	4 1.7	70 2.2
1+ times/month	2	2 .4	2 .4	10 1.5	3 .6	1 .3	0 .1	2 .6	20 .6
1+ times a week	3	0 .1		7 1.1	1 .2				8 .2
1+ times a day	4	1 .1	0 .0	1 .1	5 1.1			0 .1	7 .2
Column Total		511 15.9	619 19.3	644 20.1	443 13.8	384 12.0	345 10.7	263 8.2	3209 100.0

SEX = male

		6TH	7TH	8TH	9TH	10TH	11TH	12TH	Row Total
never	0	522 98.4	585 95.8	561 97.4	368 96.4	326 97.0	341 97.4	216 95.4	2918 96.9
1+ times a year	1	8 1.5	14 2.3	13 2.3	3 .9	5 1.6	3 .8	5 2.0	51 1.7
1+ times/month	2	1 .2	10 1.6	1 .2	8 2.1	2 .7	4 1.3	3 1.3	30 1.0
1+ times a week	3		1 .2		2 .4	1 .3		1 .5	5 .2
1+ times a day	4		1 .1	1 .2	0 .1	1 .4	2 .6	2 .7	7 .2
Column Total		530 17.6	610 20.3	577 19.2	381 12.7	336 11.1	350 11.6	226 7.5	3010 100.0

SEX = female & male

		6TH	7TH	8TH	9TH	10TH	11TH	12TH	Row Total
never	0	1025 98.4	1195 97.2	1168 95.7	795 96.4	685 95.2	681 98.1	472 96.6	6022 96.8
1+ times a year	1	13 1.2	19 1.6	33 2.7	12 1.4	28 3.9	7 1.0	9 1.9	121 1.9
1+ times/month	2	3 .3	12 1.0	11 .9	11 1.3	4 .5	5 .7	5 .9	50 .8
1+ times a week	3	0 .0	1 .1	7 .6	2 .3	1 .1		1 .2	13 .2
1+ times a day	4	1 .1	1 .1	2 .1	5 .6	1 .2	2 .3	2 .4	14 .2
Column Total		1042 16.8	1229 19.8	1221 19.6	825 13.3	719 11.6	695 11.2	489 7.9	6219 100.0

Number of Missing Observations: 216

Question 53 (On how many occasions have you used cocaine or crack during the past 30 days?) by GRADE

SEX = female

		6TH	7TH	8TH	9TH	10TH	11TH	12TH	Row Total
0 occasions	0	509 99.4	614 99.3	626 97.3	433 97.8	383 99.1	344 99.9	260 98.8	3169 98.7
1-2 occasions	1	2 .4	4 .7	10 1.6	5 1.1	2 .5		2 .8	25 .8
3-5 occasions	3			3 .5		1 .3	0 .1		5 .2
6-9 occasions	6			1 .2				1 .3	2 .1
10-19 occasions	10	1 .1		3 .4					3 .1
20-39 occasions	20	0 .1			4 .9				4 .1
40+	40				1 .1			0 .1	1 .0
Column Total		511 15.9	618 19.3	643 20.0	443 13.8	387 12.0	345 10.7	263 8.2	3210 100.0

SEX = male

		6TH	7TH	8TH	9TH	10TH	11TH	12TH	Row Total
0 occasions	0	525 99.3	594 97.9	567 99.0	366 97.3	331 98.7	343 98.2	218 96.3	2944 98.3
1-2 occasions	1	3 .6	6 .9	2 .3	2 .5	2 .5	4 1.3	1 .6	20 .7
3-5 occasions	3		5 .9	0 .0	5 1.4	1 .2		3 1.4	15 .5
6-9 occasions	6	1 .2		2 .4	1 .3	0 .1			4 .1
10-19 occasions	10			1 .1	1 .4	0 .1	0 .1	1 .3	3 .1
20-39 occasions	20		1 .2			1 .2			2 .1
40+	40		1 .1	1 .2	0 .1	1 .2	2 .5	3 1.4	8 .3
Column Total		528 17.6	607 20.3	573 19.1	377 12.6	336 11.2	349 11.7	226 7.6	2996 100.0

Question 53 (On how many occasions have you used cocaine or crack during the past 30 days?) by GRADE

SEX = female & male

		6TH	7TH	8TH	9TH	10TH	11TH	12TH	Row Total
0 occasions	0	1033 99.4	1208 98.6	1193 98.1	800 97.5	715 99.0	687 99.0	478 97.7	6114 98.5
1-2 occasions	1	5 .5	10 .8	12 1.0	7 .9	4 .5	4 .6	3 .7	45 .7
3-5 occasions	3		5 .4	4 .3	5 .6	2 .3	0 .0	3 .7	20 .3
6-9 occasions	6	1 .1		3 .3	1 .1	0 .0		1 .2	6 .1
10-19 occasions	10	1 .1		3 .3	1 .2	0 .0	0 .1	1 .1	7 .1
20-39 occasions	20	0 .0	1 .1		4 .5	1 .1			6 .1
40+	40		1 .1	1 .1	1 .1	1 .1	2 .2	3 .7	9 .1
Column Total		1040 16.8	1225 19.7	1216 19.6	820 13.2	722 11.6	694 11.2	490 7.9	6206 100.0

Number of Missing Observations: 229

Question 54 (On how many occasions have you sniffed glue, breathed the contents of an aerosol spray can, or inhaled other gases to get high in your lifetime?) by GRADE

SEX = female

		6TH	7TH	8TH	9TH	10TH	11TH	12TH	Row Total
0 occasions	0	444 86.9	483 77.8	470 73.2	345 77.2	293 75.5	297 85.9	230 87.7	2562 79.6
1-2 occasions	1	40 7.9	83 13.3	87 13.5	53 11.8	51 13.1	28 8.2	20 7.7	362 11.2
3-5 occasions	3	9 1.7	19 3.1	36 5.5	22 5.0	17 4.4	13 3.7	6 2.2	121 3.8
6-9 occasions	6	4 .7	4 .7	12 1.8	9 1.9	9 2.2	2 .5	3 1.1	42 1.3
10-19 occasions	10	6 1.2	13 2.0	19 3.0	6 1.3	3 .8	5 1.5	2 .7	53 1.7
20-39 occasions	20	1 .2	5 .8	9 1.4	5 1.1	7 1.8			27 .8
40+	40	7 1.4	14 2.3	10 1.6	8 1.7	8 2.1	1 .4	1 .5	50 1.6
Column Total		511 15.9	621 19.3	643 20.0	447 13.9	388 12.1	346 10.8	262 8.1	3217 100.0

SEX = male

		6TH	7TH	8TH	9TH	10TH	11TH	12TH	Row Total
0 occasions	0	461 87.4	461 76.1	463 80.5	294 78.9	270 80.4	292 83.1	192 84.4	2434 81.2
1-2 occasions	1	50 9.4	71 11.7	59 10.2	46 12.2	43 12.7	25 7.2	18 8.0	312 10.4
3-5 occasions	3	5 .9	23 3.8	12 2.1	14 3.6	8 2.3	15 4.4	6 2.6	83 2.8
6-9 occasions	6	2 .5	10 1.6	13 2.3	6 1.7	3 .9	3 1.0	4 1.9	42 1.4
10-19 occasions	10	4 .7	17 2.8	6 1.1	9 2.5	6 1.7	5 1.5	4 1.6	51 1.7
20-39 occasions	20	1 .2	5 .8	5 .8	3 .8	2 .6	4 1.0	2 1.1	21 .7
40+	40	5 .9	19 3.2	17 3.0	1 .3	5 1.4	6 1.8	1 .4	55 1.8
Column Total		528 17.6	606 20.2	574 19.2	373 12.5	336 11.2	351 11.7	228 7.6	2996 100.0

Question 54 (On how many occasions have you sniffed glue, breathed the contents of an aerosol spray can, or inhaled other gases to get high in your lifetime?) by GRADE

SEX = female & male

		6TH	7TH	8TH	9TH	10TH	11TH	12TH	Row Total
0 occasions	0	905 87.1	944 76.9	933 76.6	639 78.0	563 77.8	589 84.5	422 86.2	4995 80.4
1-2 occasions	1	90 8.7	154 12.6	145 11.9	98 12.0	94 12.9	53 7.7	39 7.9	673 10.8
3-5 occasions	3	14 1.3	42 3.4	48 3.9	36 4.4	25 3.4	28 4.0	12 2.4	204 3.3
6-9 occasions	6	6 .6	14 1.2	25 2.0	15 1.8	12 1.6	5 .7	7 1.5	84 1.4
10-19 occasions	10	10 1.0	29 2.4	25 2.1	15 1.8	9 1.2	10 1.5	6 1.1	104 1.7
20-39 occasions	20	2 .2	10 .8	14 1.2	8 1.0	9 1.2	4 .5	2 .5	48 .8
40+	40	12 1.2	34 2.8	27 2.2	9 1.1	13 1.8	8 1.1	2 .5	105 1.7
Column Total		1039 16.7	1227 19.7	1217 19.6	820 13.2	724 11.7	697 11.2	490 7.9	6213 100.0
Number of Missing Observations: 222									

Question 55 (How often do you use inhalants (glue, gasoline, amyl nitrate, freon, etc.)) by GRADE

SEX = female

		6TH	7TH	8TH	9TH	10TH	11TH	12TH	Row Total
never	0	463 90.5	508 82.4	526 81.6	388 86.6	325 83.7	321 92.9	249 94.9	2780 86.4
1+ times a year	1	26 5.1	82 13.3	68 10.5	40 8.9	49 12.6	19 5.5	11 4.2	295 9.2
1+ times/month	2	20 4.0	11 1.8	31 4.8	10 2.3	14 3.7	6 1.6	1 .4	93 2.9
1+ times a week	3	2 .4	11 1.7	9 1.5	5 1.0			1 .3	28 .9
1+ times a day	4	0 .1	5 .8	10 1.6	5 1.1			0 .1	21 .7
Column Total		511 15.9	617 19.2	644 20.0	449 13.9	388 12.1	346 10.8	262 8.1	3217 100.0

SEX = male

		6TH	7TH	8TH	9TH	10TH	11TH	12TH	Row Total
never	0	484 92.3	500 82.3	506 88.8	338 89.4	302 90.1	315 90.2	210 92.4	2654 88.8
1+ times a year	1	30 5.7	65 10.7	36 6.4	27 7.3	21 6.3	21 6.0	12 5.2	212 7.1
1+ times/month	2	6 1.2	27 4.5	8 1.5	5 1.3	10 2.9	10 2.8	2 .9	68 2.3
1+ times a week	3	4 .7	5 .8	13 2.3	5 1.4		1 .4	3 1.5	32 1.1
1+ times a day	4	1 .1	10 1.7	6 1.1	2 .6	2 .7	2 .6		24 .8
Column Total		524 17.5	607 20.3	571 19.1	377 12.6	335 11.2	349 11.7	227 7.6	2991 100.0

SEX = female & male

		6TH	7TH	8TH	9TH	10TH	11TH	12TH	Row Total
never	0	946 91.4	1008 82.4	1032 85.0	726 87.9	627 86.7	637 91.6	458 93.7	5434 87.5
1+ times a year	1	56 5.4	147 12.0	104 8.6	67 8.2	70 9.7	40 5.7	23 4.7	507 8.2
1+ times/month	2	27 2.6	38 3.1	39 3.2	15 1.8	24 3.3	15 2.2	3 .7	162 2.6
1+ times a week	3	6 .6	15 1.2	23 1.9	10 1.2		1 .2	4 .8	59 1.0
1+ times a day	4	1 .1	16 1.3	16 1.4	8 .9	2 .3	2 .3	0 .1	45 .7
Column Total		1036 16.7	1224 19.7	1215 19.6	826 13.3	723 11.6	695 11.2	489 7.9	6207 100.0

Number of Missing Observations: 228

Question 56 (On how many occasions have you used inhalants in order to get high in the past 30 days?) by GRADE

SEX = female

		6TH	7TH	8TH	9TH	10TH	11TH	12TH	Row Total
0 occasions	0	476 93.1	549 89.0	549 85.3	403 89.8	362 93.4	334 96.4	259 98.9	2932 91.2
1-2 occasions	1	23 4.6	43 6.9	60 9.3	27 6.1	15 3.9	7 1.9	2 .7	177 5.5
3-5 occasions	3	7 1.3	15 2.4	11 1.7	6 1.3	9 2.3	4 1.1		50 1.6
6-9 occasions	6	5 .9	6 .9	9 1.5	4 .8	1 .2	2 .6	1 .3	27 .8
10-19 occasions	10	0 .1	1 .2	7 1.1	3 .6	1 .2			12 .4
20-39 occasions	20		1 .2	4 .7	2 .5				7 .2
40+	40	0 .1	2 .4	3 .5	4 .9			0 .1	10 .3
Column Total		511 15.9	617 19.2	644 20.0	449 13.9	388 12.1	346 10.8	262 8.1	3217 100.0

SEX = male

		6TH	7TH	8TH	9TH	10TH	11TH	12TH	Row Total
0 occasions	0	496 93.6	531 87.2	528 92.4	350 92.7	315 93.9	333 95.1	218 95.9	2771 92.4
1-2 occasions	1	27 5.2	41 6.7	18 3.1	21 5.5	13 3.7	11 3.1	7 2.9	137 4.6
3-5 occasions	3	2 .4	16 2.6	8 1.4	2 .4	3 .9	3 1.0	3 1.1	37 1.2
6-9 occasions	6	2 .4	6 1.0	4 .7		0 .1	0 .1		13 .4
10-19 occasions	10	1 .3	2 .3	5 .8			1 .2		9 .3
20-39 occasions	20		1 .2	3 .6	5 1.3	2 .6			11 .4
40+	40	1 .1	12 1.9	5 .9	0 .1	2 .7	2 .5		22 .7
Column Total		530 17.7	609 20.3	571 19.0	377 12.6	336 11.2	351 11.7	227 7.6	3001 100.0

Question 56 (On how many occasions have you used inhalants in order to get high in the past 30 days?) by GRADE

SEX = female & male

		6TH	7TH	8TH	9TH	10TH	11TH	12TH	Row Total
0 occasions	0	972 93.4	1081 88.1	1077 88.6	753 91.1	678 93.7	667 95.8	477 97.5	5704 91.7
1-2 occasions	1	51 4.9	84 6.8	78 6.4	48 5.8	28 3.8	18 2.5	9 1.7	314 5.1
3-5 occasions	3	9 .8	31 2.5	19 1.6	7 .9	12 1.7	7 1.0	3 .5	88 1.4
6-9 occasions	6	7 .7	12 1.0	13 1.1	4 .5	1 .1	2 .3	1 .2	40 .6
10-19 occasions	10	2 .2	3 .2	12 1.0	3 .3	1 .1	1 .1		20 .3
20-39 occasions	20		2 .2	8 .6	7 .9	2 .3			19 .3
40+	40	1 .1	14 1.2	9 .7	4 .5	2 .3	2 .2	0 .1	32 .5
Column Total		1041 16.7	1226 19.7	1216 19.6	826 13.3	724 11.6	697 11.2	489 7.9	6217 100.0

Number of Missing Observations: 218

Question 57 (How often do you use steroids for athletic purposes (to play sports better)?) by GRADE

SEX = female

		6TH	7TH	8TH	9TH	10TH	11TH	12TH	Row Total
never	0	511 99.6	614 99.3	635 98.4	442 98.6	385 99.4	346 100.0	263 99.9	3196 99.2
1+ times a year	1	0 .1	4 .7	2 .3	1 .2				7 .2
1+ times/month	2	1 .2		4 .6	1 .3				7 .2
1+ times a week	3					1 .3			1 .0
1+ times a day	4	0 .1		4 .6	4 .9	1 .3		0 .1	10 .3
Column Total		513 15.9	618 19.2	645 20.0	449 13.9	388 12.0	346 10.7	263 8.2	3222 100.0

SEX = male

		6TH	7TH	8TH	9TH	10TH	11TH	12TH	Row Total
never	0	521 98.7	606 99.3	556 96.9	367 96.4	327 97.5	347 98.6	219 96.7	2943 97.9
1+ times a year	1	4 .8	4 .6	8 1.5	7 1.8	3 .9	3 .8	2 .8	31 1.0
1+ times/month	2	0 .1			3 .7	1 .2	1 .2	4 1.7	8 .3
1+ times a week	3	1 .2	0 .0	5 .9	2 .5	1 .2	2 .5	2 .7	12 .4
1+ times a day	4	2 .3	0 .0	4 .7	2 .6	4 1.1			12 .4
Column Total		528 17.6	610 20.3	573 19.1	381 12.7	336 11.2	352 11.7	227 7.5	3007 100.0

SEX = female & male

		6TH	7TH	8TH	9TH	10TH	11TH	12TH	Row Total
never	0	1032 99.2	1219 99.3	1190 97.7	809 97.6	713 98.5	693 99.3	483 98.4	6140 98.6
1+ times a year	1	4 .4	8 .7	10 .8	8 .9	3 .4	3 .4	2 .4	38 .6
1+ times/month	2	2 .2		4 .3	4 .5	1 .1	1 .1	4 .8	15 .2
1+ times a week	3	1 .1	0 .0	5 .4	2 .2	2 .3	2 .2	2 .3	13 .2
1+ times a day	4	2 .2	0 .0	8 .7	6 .8	5 .7		0 .1	22 .4
Column Total		1041 16.7	1228 19.7	1218 19.6	829 13.3	724 11.6	698 11.2	490 7.9	6228 100.0

Number of Missing Observations: 207

Question 58 (How often do you use steroids for cosmetic purposes? (to look better?)) by GRADE

SEX = female

		6TH	7TH	8TH	9TH	10TH	11TH	12TH	Row Total
never	0	508 99.5	600 98.3	621 97.0	445 99.3	380 97.9	345 99.9	260 99.1	3159 98.5
1+ times a year	1	0 .1	8 1.3	5 .8	1 .2	6 1.5			20 .6
1+ times/month	2			9 1.5	1 .3	2 .5		2 .8	15 .5
1+ times a week	3	1 .3	1 .1	3 .4					4 .1
1+ times a day	4	1 .2	2 .3	2 .3	1 .2	1 .2	1 .1	0 .1	7 .2
Column Total		511 15.9	610 19.0	640 20.0	449 14.0	388 12.1	346 10.8	262 8.2	3206 100.0

SEX = male

		6TH	7TH	8TH	9TH	10TH	11TH	12TH	Row Total
never	0	524 99.4	609 99.9	564 98.6	371 97.4	328 97.8	346 98.8	223 99.0	2964 98.8
1+ times a year	1	2 .3	0 .1	3 .4	5 1.3	2 .5	4 1.2	1 .3	16 .5
1+ times/month	2				1 .2	3 .8		1 .5	5 .2
1+ times a week	3			0 .0	0 .1	1 .2		1 .2	2 .1
1+ times a day	4	2 .3	0 .0	5 1.0	4 1.0	2 .7			13 .4
Column Total		527 17.6	609 20.3	572 19.1	381 12.7	336 11.2	350 11.7	225 7.5	3000 100.0

SEX = female & male

		6TH	7TH	8TH	9TH	10TH	11TH	12TH	Row Total
never	0	1032 99.4	1209 99.1	1185 97.7	816 98.4	708 97.9	691 99.3	483 99.0	6124 98.7
1+ times a year	1	2 .2	8 .7	8 .6	6 .7	7 1.0	4 .6	1 .1	36 .6
1+ times/month	2			9 .8	2 .3	5 .6		3 .7	19 .3
1+ times a week	3	1 .1	1 .0	3 .2	0 .0	1 .1		1 .1	6 .1
1+ times a day	4	3 .3	2 .2	8 .6	5 .6	3 .4	1 .1	0 .1	21 .3
Column Total		1038 16.7	1219 19.6	1213 19.5	829 13.4	724 11.7	696 11.2	487 7.9	6206 100.0

Number of Missing Observations: 229

Question 59 (On how many occasions have you used derbisol in your lifetime?) by GRADE

SEX = female

		6TH	7TH	8TH	9TH	10TH	11TH	12TH	Row Total
0 occasions	0	476 99.2	603 98.9	614 97.3	437 98.9	379 98.4	339 99.6	259 99.2	3108 98.7
1-2 occasions	1	4 .8	6 1.0	7 1.1	2 .4	4 1.0			23 .7
3-5 occasions	3			1 .1	0 .1	1 .2		0 .1	2 .1
6-9 occasions	6			1 .1	0 .1		1 .4		2 .1
10-19 occasions	10		1 .1	2 .4				1 .6	5 .1
20-39 occasions	20			4 .7	1 .2	1 .3			6 .2
40+ occasions	40			2 .3	1 .3			0 .1	4 .1
Column Total		480 15.2	610 19.4	631 20.0	442 14.0	385 12.2	340 10.8	261 8.3	3149 100.0

SEX = male

		6TH	7TH	8TH	9TH	10TH	11TH	12TH	Row Total
0 occasions	0	491 98.9	591 97.8	547 97.2	366 97.8	325 97.4	346 99.1	221 97.7	2887 98.0
1-2 occasions	1	5 1.1	8 1.4	6 1.1	6 1.7	4 1.1	2 .6	1 .6	33 1.1
3-5 occasions	3		1 .2	2 .4	0 .1	1 .4	1 .2	1 .3	6 .2
6-9 occasions	6			2 .3	1 .3	2 .7			5 .2
40+ occasions	40		4 .7	5 1.0	0 .1	1 .4	0 .1	3 1.4	15 .5
Column Total		497 16.9	604 20.5	563 19.1	374 12.7	333 11.3	349 11.8	226 7.7	2947 100.0

Question 59 (On how many occasions have you used derbisol in your lifetime?) GRADE

SEX = female & male

		6TH	7TH	8TH	9TH	10TH	11TH	12TH	Row Total
0 occasions	0	968 99.1	1194 98.3	1162 97.3	803 98.4	703 98.0	684 99.3	480 98.5	5995 98.3
1-2 occasions	1	9 .9	14 1.2	13 1.1	8 1.0	8 1.1	2 .3	1 .3	56 .9
3-5 occasions	3		1 .1	3 .2	1 .1	2 .3	1 .1	1 .2	8 .1
6-9 occasions	6			2 .2	2 .2	2 .3	1 .2		8 .1
10-19 occasions	10		1 .0	2 .2				1 .3	5 .1
20-39 occasions	20			4 .4	1 .1	1 .2			6 .1
40+ occasions	40		4 .3	7 .6	2 .2	1 .2	0 .1	3 .7	19 .3
Column Total		977 16.0	1215 19.9	1194 19.6	816 13.4	718 11.8	689 11.3	488 8.0	6096 100.0

Number of Missing Observations: 339

Question 60 (On how many occasions have you used derbisol during the past 30 days?) by GRADE

SEX = female

		6TH	7TH	8TH	9TH	10TH	11TH	12TH	Row Total
0 occasions	0	477 99.9	607 99.9	614 98.0	437 99.4	383 99.5	339 99.6	260 99.6	3116 99.3
1-2 occasions	1	0 .1		6 1.0		1 .2	1 .4		8 .3
3-5 occasions	3	0 .1		4 .6		1 .3			5 .2
6-9 occasions	6			1 .1	0 .1			1 .3	2 .0
10-19 occasions	10				2 .4				2 .1
20-39 occasions	20		1 .1						1 .0
40+ occasions	40			2 .3	1 .1			0 .1	3 .1
Column Total		477 15.2	607 19.4	627 20.0	439 14.0	385 12.3	340 10.8	261 8.3	3137 100.0

SEX = male

		6TH	7TH	8TH	9TH	10TH	11TH	12TH	Row Total
0 occasions	0	490 99.7	593 98.3	552 98.3	365 97.8	325 98.2	345 99.6	223 99.3	2893 98.7
1-2 occasions	1	1 .3	5 .8	2 .3	2 .5	4 1.1	1 .3		14 .5
3-5 occasions	3		1 .2	3 .5	4 1.2	1 .3			10 .3
6-9 occasions	6		4 .7						4 .1
10-19 occasions	10				1 .3		0 .1		2 .1
40+ occasions	40			5 .9	0 .1	1 .4		2 .7	8 .3
Column Total		492 16.8	603 20.6	561 19.1	373 12.7	330 11.3	347 11.8	225 7.7	2930 100.0

Question 60 (On how many occasions have you used derbisol during the past 30 days?) by GRADE

SEX = female & male

		6TH	7TH	8TH	9TH	10TH	11TH	12TH	Row Total
0 occasions	0	967 99.8	1200 99.1	1166 98.1	802 98.7	707 98.9	684 99.6	484 99.5	6009 99.0
1-2 occasions	1	2 .2	5 .4	8 .6	2 .2	4 .6	2 .3		22 .4
3-5 occasions	3	0 .0	1 .1	7 .6	4 .6	2 .3			15 .2
6-9 occasions	6		4 .3	1 .1	0 .0			1 .1	6 .1
10-19 occasions	10				3 .4		0 .1		3 .1
20-39 occasions	20		1 .0						1 .0
40+ occasions	40			7 .6	1 .1	1 .2		2 .4	11 .2
Column Total		969 16.0	1211 20.0	1188 19.6	812 13.4	715 11.8	686 11.3	486 8.0	6068 100.0
Number of Missing Observations: 367									

Question 61 (On how many occasions have you used other drugs in your lifetime?) by GRADE

SEX = female

		6TH	7TH	8TH	9TH	10TH	11TH	12TH	Row Total
0 occasions	0	474 93.1	521 86.5	510 80.8	362 82.5	275 73.9	278 82.0	214 82.5	2634 83.6
1-2 occasions	1	20 4.0	45 7.5	50 7.9	25 5.7	31 8.3	30 8.8	11 4.1	212 6.7
3-5 occasions	3	2 .5	17 2.8	31 4.9	17 3.9	11 2.9	10 3.1	17 6.4	105 3.3
6-9 occasions	6	6 1.2	3 .5	9 1.4	8 1.9	8 2.2	5 1.4	1 .2	40 1.3
10-19 occasions	10	3 .7	3 .4	10 1.6	5 1.2	13 3.5	5 1.4	5 1.9	44 1.4
20-39 occasions	20	1 .2	8 1.4	8 1.3	4 1.0	10 2.8	3 1.0	6 2.2	42 1.3
40+ occasions	40	2 .3	6 1.0	12 1.9	17 3.9	24 6.4	8 2.4	7 2.7	76 2.4
Column Total		509 16.1	602 19.1	631 20.0	438 13.9	372 11.8	339 10.8	260 8.2	3152 100.0

SEX = male

		6TH	7TH	8TH	9TH	10TH	11TH	12TH	Row Total
0 occasions	0	489 92.2	478 81.3	460 80.9	291 79.7	267 79.3	281 82.6	187 83.6	2453 83.1
1-2 occasions	1	25 4.7	54 9.3	44 7.7	34 9.3	19 5.5	22 6.5	13 6.0	211 7.2
3-5 occasions	3	3 .5	18 3.0	16 2.9	9 2.3	14 4.3	9 2.5	2 .9	70 2.4
6-9 occasions	6	1 .2	9 1.5	5 .8	9 2.3	9 2.8	3 .8	5 2.2	40 1.4
10-19 occasions	10	5 1.0	2 .4	17 3.0	6 1.6	7 2.0	4 1.1	6 2.8	48 1.6
20-39 occasions	20	1 .2	7 1.3	6 1.1	2 .6	6 1.7	8 2.4	2 .8	33 1.1
40+ occasions	40	6 1.2	19 3.3	20 3.5	16 4.2	15 4.4	14 4.1	8 3.7	98 3.3
Column Total		531 18.0	588 19.9	568 19.2	366 12.4	336 11.4	340 11.5	224 7.6	2953 100.0

Question 61 (On how many occasions have you used other drugs in your lifetime?) by GRADE

SEX = female & male

		6TH	7TH	8TH	9TH	10TH	11TH	12TH	Row Total
0 occasions	0	963 92.6	999 83.9	970 80.9	653 81.2	542 76.4	560 82.3	402 83.0	5087 83.3
1-2 occasions	1	46 4.4	99 8.4	94 7.8	59 7.3	50 7.0	52 7.6	24 4.9	423 6.9
3-5 occasions	3	5 .5	34 2.9	48 4.0	26 3.2	25 3.5	19 2.8	19 3.8	175 2.9
6-9 occasions	6	8 .7	12 1.0	14 1.1	17 2.1	18 2.5	7 1.1	5 1.1	80 1.3
10-19 occasions	10	9 .9	5 .4	28 2.3	11 1.4	20 2.8	8 1.2	11 2.3	92 1.5
20-39 occasions	20	2 .2	16 1.3	15 1.2	7 .8	16 2.3	12 1.7	7 1.5	74 1.2
40+ occasions	40	8 .8	25 2.1	32 2.7	32 4.0	39 5.5	22 3.2	15 3.2	174 2.8
Column Total		1040 17.0	1190 19.5	1200 19.6	804 13.2	708 11.6	680 11.1	484 7.9	6106 100.0

Number of Missing Observations: 329

Question 62 (On how many occasions have you used other drugs during the past 30 days?)
by GRADE

SEX = female

		6TH	7TH	8TH	9TH	10TH	11TH	12TH	Row Total
0 occasions	0	489 96.8	560 93.6	542 87.1	387 89.3	302 82.0	322 94.2	238 91.3	2841 90.7
1-2 occasions	1	11 2.1	18 3.0	34 5.4	28 6.4	29 7.9	7 1.9	10 3.6	135 4.3
3-5 occasions	3	0 .1	11 1.9	26 4.1	3 .6	13 3.4	4 1.2	2 .9	59 1.9
6-9 occasions	6	3 .6	6 1.0	6 .9	9 2.1	10 2.7	4 1.3	3 1.0	41 1.3
10-19 occasions	10	1 .2	1 .2	6 1.0	3 .7	3 .7	2 .5	2 .9	18 .6
20-39 occasions	20	1 .2	1 .1	2 .3	3 .6	5 1.4	3 .8	4 1.4	17 .6
40+ occasions	40	0 .1	1 .2	7 1.1	1 .3	7 1.9	0 .1	2 .9	19 .6
Column Total		505 16.1	598 19.1	622 19.9	433 13.8	369 11.8	342 10.9	261 8.3	3130 100.0

SEX = male

		6TH	7TH	8TH	9TH	10TH	11TH	12TH	Row Total
0 occasions	0	511 97.2	525 89.7	497 89.3	317 88.4	295 88.3	310 91.5	200 89.6	2655 90.8
1-2 occasions	1	6 1.1	36 6.1	26 4.6	15 4.2	15 4.4	11 3.3	10 4.5	118 4.1
3-5 occasions	3	2 .4	7 1.2	10 1.8	7 1.9	6 1.7	3 .8	4 2.0	39 1.3
6-9 occasions	6	3 .6	6 1.1	8 1.5	8 2.1	8 2.3	1 .4	1 .3	35 1.2
10-19 occasions	10	1 .2	8 1.4	9 1.7	5 1.4	8 2.3	7 2.1	2 .9	41 1.4
20-39 occasions	20		2 .3	3 .5	2 .6		4 1.1	3 1.2	13 .4
40+ occasions	40	3 .6	1 .2	3 .6	5 1.3	3 1.0	3 .8	3 1.5	21 .7
Column Total		526 18.0	585 20.0	556 19.0	359 12.3	334 11.4	339 11.6	223 7.6	2923 100.0

Question 62 (On how many occasions have you used other drugs during the past 30 days?)
by GRADE

SEX = female & male

		6TH	7TH	8TH	9TH	10TH	11TH	12TH	Row Total
0 occasions	0	1000 97.0	1084 91.6	1039 88.1	704 88.9	598 85.0	633 92.8	438 90.5	5496 90.8
1-2 occasions	1	16 1.6	54 4.6	59 5.0	43 5.4	44 6.2	18 2.6	20 4.0	254 4.2
3-5 occasions	3	2 .2	18 1.6	36 3.0	10 1.2	18 2.6	7 1.0	7 1.4	99 1.6
6-9 occasions	6	6 .6	12 1.0	14 1.2	17 2.1	17 2.5	6 .8	3 .7	75 1.2
10-19 occasions	10	2 .2	9 .8	16 1.3	8 1.0	10 1.5	9 1.3	4 .9	59 1.0
20-39 occasions	20	1 .1	2 .2	5 .4	5 .6	5 .7	6 .9	6 1.3	30 .5
40+ occasions	40	3 .3	2 .2	10 .9	6 .7	10 1.5	3 .4	6 1.2	41 .7
Column Total		1031 17.0	1183 19.5	1178 19.5	792 13.1	703 11.6	682 11.3	484 8.0	6053 100.0

Number of Missing Observations: 382

Question 63 (I do the opposite of what people tell me, just to get them mad.) by GRADE

SEX = female

		6TH	7TH	8TH	9TH	10TH	11TH	12TH	Row Total
Very false	1	234 46.7	201 33.3	237 37.0	134 29.9	148 38.8	136 39.3	115 43.6	1204 37.8
	2	164 32.7	224 37.0	227 35.5	165 36.9	119 31.3	129 37.3	92 34.9	1120 35.2
Somewhat False	3	85 17.0	156 25.9	139 21.8	130 29.1	100 26.4	76 22.1	50 19.0	737 23.2
	4	19 3.7	23 3.9	37 5.8	18 4.0	13 3.5	4 1.3	6 2.4	121 3.8
Somewhat True	3	85 17.0	156 25.9	139 21.8	130 29.1	100 26.4	76 22.1	50 19.0	737 23.2
	4	19 3.7	23 3.9	37 5.8	18 4.0	13 3.5	4 1.3	6 2.4	121 3.8
Very True	4	19 3.7	23 3.9	37 5.8	18 4.0	13 3.5	4 1.3	6 2.4	121 3.8
	4	19 3.7	23 3.9	37 5.8	18 4.0	13 3.5	4 1.3	6 2.4	121 3.8
Column Total		501 15.7	604 19.0	640 20.1	446 14.0	381 12.0	346 10.9	264 8.3	3182 100.0

SEX = male

		6TH	7TH	8TH	9TH	10TH	11TH	12TH	Row Total
Very false	1	255 49.0	195 32.7	245 42.8	130 34.9	92 27.8	150 42.8	91 40.5	1159 39.0
	2	164 31.4	232 38.8	176 30.7	146 39.2	139 42.0	131 37.4	71 31.5	1059 35.6
Somewhat False	2	164 31.4	232 38.8	176 30.7	146 39.2	139 42.0	131 37.4	71 31.5	1059 35.6
	3	76 14.7	125 20.9	118 20.7	73 19.6	91 27.5	61 17.4	54 24.1	599 20.2
Somewhat True	3	76 14.7	125 20.9	118 20.7	73 19.6	91 27.5	61 17.4	54 24.1	599 20.2
	4	25 4.9	46 7.6	34 5.9	24 6.3	9 2.7	8 2.4	9 4.0	154 5.2
Very True	4	25 4.9	46 7.6	34 5.9	24 6.3	9 2.7	8 2.4	9 4.0	154 5.2
	4	25 4.9	46 7.6	34 5.9	24 6.3	9 2.7	8 2.4	9 4.0	154 5.2
Column Total		521 17.5	597 20.1	572 19.3	373 12.6	332 11.2	351 11.8	225 7.6	2971 100.0

SEX = female & male

		6TH	7TH	8TH	9TH	10TH	11TH	12TH	Row Total
Very false	1	489 47.9	396 33.0	482 39.7	264 32.2	240 33.7	286 41.1	206 42.2	2363 38.4
	2	327 32.0	455 37.9	403 33.2	311 38.0	259 36.3	260 37.3	163 33.3	2178 35.4
Somewhat False	2	327 32.0	455 37.9	403 33.2	311 38.0	259 36.3	260 37.3	163 33.3	2178 35.4
	3	161 15.8	281 23.4	258 21.3	203 24.8	192 26.9	138 19.7	104 21.4	1337 21.7
Somewhat True	3	161 15.8	281 23.4	258 21.3	203 24.8	192 26.9	138 19.7	104 21.4	1337 21.7
	4	44 4.3	69 5.7	70 5.8	42 5.1	22 3.1	13 1.8	15 3.1	275 4.5
Very True	4	44 4.3	69 5.7	70 5.8	42 5.1	22 3.1	13 1.8	15 3.1	275 4.5
	4	44 4.3	69 5.7	70 5.8	42 5.1	22 3.1	13 1.8	15 3.1	275 4.5
Column Total		1022 16.6	1201 19.5	1213 19.7	820 13.3	713 11.6	697 11.3	489 7.9	6154 100.0

Number of Missing Observations: 281

Question 64 (I think it is okay to take something without asking, if you can get away with it.) by GRADE

SEX = female

		6TH	7TH	8TH	9TH	10TH	11TH	12TH	Row Total
NO!	1	337 66.6	279 45.7	257 40.4	162 36.5	136 35.5	168 48.9	146 55.3	1485 46.6
	2	132 26.0	228 37.4	243 38.1	193 43.5	165 43.0	125 36.2	96 36.2	1180 37.0
no	3	28 5.6	78 12.8	97 15.2	68 15.3	64 16.6	39 11.2	19 7.1	392 12.3
	4	9 1.7	25 4.1	40 6.3	21 4.7	19 4.9	12 3.6	4 1.4	130 4.1
YES!									
Column Total		506 15.9	610 19.1	637 20.0	444 13.9	383 12.0	344 10.8	264 8.3	3188 100.0

SEX = male

		6TH	7TH	8TH	9TH	10TH	11TH	12TH	Row Total
NO!	1	326 61.3	229 37.9	226 39.5	114 30.8	99 29.9	120 34.4	75 33.2	1189 39.8
	2	153 28.7	220 36.4	231 40.4	157 42.5	145 43.6	178 50.7	99 44.0	1182 39.6
no	3	36 6.8	86 14.3	76 13.4	62 16.8	60 18.0	40 11.5	37 16.4	398 13.3
	4	17 3.3	69 11.4	39 6.8	36 9.9	28 8.4	12 3.4	14 6.4	216 7.2
YES!									
Column Total		532 17.8	605 20.3	572 19.2	369 12.4	332 11.1	351 11.7	225 7.5	2984 100.0

SEX = female & male

		6TH	7TH	8TH	9TH	10TH	11TH	12TH	Row Total
NO!	1	663 63.9	508 41.8	483 39.9	276 33.9	235 32.9	289 41.6	221 45.1	2674 43.3
	2	284 27.4	448 36.9	474 39.2	350 43.0	310 43.3	302 43.5	194 39.8	2362 38.3
no	3	65 6.2	164 13.5	173 14.3	130 16.0	123 17.2	79 11.4	56 11.4	790 12.8
	4	26 2.5	94 7.7	79 6.6	57 7.1	47 6.5	24 3.5	18 3.7	346 5.6
YES!									
Column Total		1038 16.8	1214 19.7	1209 19.6	813 13.2	715 11.6	695 11.3	489 7.9	6172 100.0

Number of Missing Observations: 263

Question 65a (How many times have you done what feels good, no matter what?) by GRADE

SEX = female

		6TH	7TH	8TH	9TH	10TH	11TH	12TH	Row Total
NEVER	0	256	221	182	99	81	68	54	961
		52.6	36.1	29.4	22.6	21.3	20.2	21.2	30.7
MORE THAN 1/YR	1	67	117	96	89	59	66	35	529
		13.8	19.1	15.4	20.4	15.6	19.5	13.8	16.9
< ONCE/MONTH	2	35	73	94	62	56	50	48	418
		7.2	11.9	15.1	14.3	14.8	14.8	18.8	13.4
~ 1 PER MONTH	3	26	57	63	43	54	42	34	320
		5.4	9.3	10.2	10.0	14.2	12.5	13.3	10.2
2-3x PER MONTH	4	36	68	76	62	55	49	44	391
		7.5	11.2	12.2	14.2	14.5	14.5	17.2	12.5
1+ PER WEEK	5	66	76	110	80	74	62	40	509
		13.5	12.4	17.7	18.4	19.6	18.5	15.7	16.3
Column Total		486	612	621	436	380	338	254	3127
		15.5	19.6	19.8	13.9	12.2	10.8	8.1	100.0

SEX = male

		6TH	7TH	8TH	9TH	10TH	11TH	12TH	Row Total
NEVER	0	254	203	177	83	54	57	43	871
		50.1	34.4	31.6	22.4	16.6	16.4	19.6	29.8
MORE THAN 1/YR	1	86	98	88	58	47	51	23	451
		17.0	16.7	15.6	15.6	14.4	14.8	10.4	15.4
< ONCE/MONTH	2	36	71	72	64	47	53	42	384
		7.0	12.1	12.8	17.4	14.4	15.2	18.9	13.2
~ 1 PER MONTH	3	26	57	46	61	42	45	23	301
		5.2	9.7	8.2	16.5	12.9	13.0	10.6	10.3
2-3x PER MONTH	4	35	61	62	36	56	54	39	343
		6.9	10.3	11.1	9.8	17.2	15.7	17.8	11.8
1+ PER WEEK	5	70	99	115	68	79	87	50	569
		13.8	16.9	20.6	18.4	24.4	25.0	22.8	19.5
Column Total		507	589	561	370	325	347	220	2919
		17.4	20.2	19.2	12.7	11.1	11.9	7.6	100.0

Question 65a (How many times have you done what feels good, no matter what?) by GRADE

SEX = female & male

		6TH	7TH	8TH	9TH	10TH	11TH	12TH	Row Total	
NEVER	0	510	424	360	181	135	125	97	1832	
		51.3	35.3	30.4	22.5	19.1	18.3	20.5	30.3	
MORE THAN 1/YR	1	153	215	183	147	106	117	58	979	
		15.4	17.9	15.5	18.2	15.1	17.1	12.2	16.2	
< ONCE/MONTH	2	71	144	166	127	103	103	89	802	
		7.1	12.0	14.0	15.7	14.6	15.0	18.8	13.3	
~ 1 PER MONTH	3	53	114	109	104	96	87	57	621	
		5.3	9.5	9.3	12.9	13.6	12.8	12.0	10.3	
2-3x PER MONTH	4	71	129	138	98	111	103	83	734	
		7.2	10.7	11.7	12.2	15.8	15.1	17.5	12.1	
ONCE A WEEK OR M	5	136	175	226	148	154	149	90	1078	
		13.7	14.6	19.1	18.4	21.8	21.8	19.0	17.8	
Column		993	1201	1182	806	705	685	475	6046	
Total		16.4	19.9	19.5	13.3	11.7	11.3	7.9	100.0	

Number of Missing Observations: 389

Question 65b (How many times have you done something dangerous because someone dared you to do it?) by GRADE

SEX = female

		6TH	7TH	8TH	9TH	10TH	11TH	12TH	Row Total
NEVER	0	340	301	270	204	161	157	109	1544
		68.1	49.1	42.6	46.1	42.4	46.0	42.8	48.7
MORE THAN 1/YR	1	86	144	162	98	106	92	72	760
		17.2	23.4	25.6	22.1	27.8	26.9	28.2	24.0
< ONCE/MONTH	2	38	52	83	51	53	58	35	369
		7.6	8.5	13.0	11.5	13.8	16.9	13.5	11.6
~ 1 PER MONTH	3	12	49	50	32	33	16	17	208
		2.3	8.0	7.8	7.2	8.6	4.8	6.7	6.6
2-3x PER MONTH	4	14	43	39	47	22	13	16	196
		2.8	7.1	6.2	10.7	5.9	3.9	6.4	6.2
1+ PER WEEK	5	10	25	30	10	6	5	6	92
		1.9	4.0	4.8	2.4	1.6	1.5	2.4	2.9
Column Total		500	614	635	442	381	342	255	3169
		15.8	19.4	20.0	13.9	12.0	10.8	8.1	100.0

SEX = male

		6TH	7TH	8TH	9TH	10TH	11TH	12TH	Row Total
NEVER	0	270	241	190	102	61	89	62	1014
		52.4	40.1	33.6	27.4	18.7	25.6	28.1	34.4
MORE THAN 1/YR	1	120	112	141	87	81	92	58	691
		23.4	18.6	24.9	23.6	24.8	26.2	26.5	23.5
< ONCE/MONTH	2	44	77	91	67	72	77	35	464
		8.6	12.9	16.0	18.2	22.1	22.1	16.1	15.7
~ 1 PER MONTH	3	27	62	50	50	39	41	26	294
		5.2	10.3	8.8	13.4	12.0	11.7	11.9	10.0
2-3x PER MONTH	4	14	50	42	39	35	34	23	235
		2.7	8.3	7.4	10.4	10.8	9.6	10.3	8.0
1+ PER WEEK	5	41	59	52	26	38	17	16	248
		7.9	9.8	9.2	7.0	11.6	4.8	7.1	8.4
Column Total		515	600	566	371	326	349	219	2946
		17.5	20.4	19.2	12.6	11.1	11.8	7.4	100.0

Question 65b (How many times have you done something dangerous because someone dared you to do it?) by GRADE

SEX = female & male

		6TH	7TH	8TH	9TH	10TH	11TH	12TH	Row Total
NEVER	0	610	542	460	305	223	247	171	2558
		60.1	44.7	38.3	37.6	31.5	35.7	36.0	41.8
MORE THAN 1/YR	1	207	256	303	185	187	183	130	1451
		20.4	21.0	25.3	22.8	26.4	26.6	27.4	23.7
< ONCE/MONTH	2	82	129	173	118	125	135	70	833
		8.1	10.7	14.4	14.6	17.6	19.5	14.7	13.6
~ 1 PER MONTH	3	38	111	100	82	72	57	43	502
		3.8	9.1	8.3	10.1	10.2	8.3	9.1	8.2
2-3x PER MONTH	4	27	93	82	86	57	47	39	431
		2.7	7.7	6.8	10.6	8.1	6.8	8.2	7.0
1+ PER WEEK	5	50	83	83	36	44	22	22	340
		5.0	6.9	6.9	4.5	6.2	3.2	4.6	5.6
Column		1015	1214	1201	812	707	691	475	6115
Total		16.6	19.9	19.6	13.3	11.6	11.3	7.8	100.0

Number of Missing Observations: 320

Question 65c (How many times have you done crazy things, even if they are a little dangerous?) by GRADE

SEX = female

		6TH	7TH	8TH	9TH	10TH	11TH	12TH	Row Total
NEVER	0	322 64.4	264 43.1	212 33.5	146 33.1	90 23.5	79 23.0	69 26.7	1181 37.3
	1	93 18.7	140 22.9	156 24.7	93 21.2	104 27.2	103 30.2	70 27.0	760 24.0
< ONCE/MONTH	2	32 6.4	67 10.9	92 14.5	54 12.1	74 19.5	71 20.8	49 19.1	439 13.8
	3	15 3.1	36 6.0	64 10.0	52 11.8	50 13.0	31 9.1	29 11.2	278 8.8
2-3x PER MONTH	4	20 4.0	54 8.8	52 8.2	63 14.4	49 12.8	33 9.5	26 10.2	297 9.4
	5	17 3.4	51 8.3	57 9.1	33 7.5	15 3.9	25 7.4	15 5.8	214 6.8
Column Total		499 15.8	612 19.3	634 20.0	442 13.9	381 12.0	342 10.8	259 8.2	3169 100.0

SEX = male

		6TH	7TH	8TH	9TH	10TH	11TH	12TH	Row Total
NEVER	0	256 49.6	186 30.7	161 28.5	68 18.1	50 15.5	58 16.7	33 15.1	813 27.5
	1	121 23.5	121 20.0	121 21.4	70 18.7	70 21.6	66 18.9	41 18.6	611 20.7
< ONCE/MONTH	2	29 5.7	72 11.9	75 13.4	81 21.8	63 19.2	57 16.4	31 14.3	409 13.9
	3	23 4.5	61 10.0	45 7.9	40 10.8	39 11.9	58 16.6	39 17.7	305 10.3
2-3x PER MONTH	4	35 6.7	83 13.7	69 12.2	51 13.6	41 12.5	47 13.4	33 15.0	358 12.1
	5	51 10.0	83 13.6	93 16.5	64 17.0	63 19.3	63 17.9	42 19.3	459 15.5
Column Total		516 17.5	605 20.5	563 19.1	374 12.7	326 11.0	350 11.8	220 7.4	2954 100.0

Question 65c (How many times have you done crazy things, even if they are a little dangerous?) by GRADE

SEX = female & male

		6TH	7TH	8TH	9TH	10TH	11TH	12TH	Row Total
NEVER	0	578	449	373	214	140	137	102	1994
		56.9	36.9	31.2	26.2	19.8	19.8	21.4	32.6
MORE THAN 1/YR	1	215	261	277	163	174	169	111	1371
		21.1	21.5	23.2	20.0	24.6	24.5	23.1	22.4
< ONCE/MONTH	2	61	139	167	135	137	129	81	848
		6.0	11.4	13.9	16.5	19.4	18.6	16.9	13.8
~ 1 PER MONTH	3	39	97	108	93	88	89	68	582
		3.8	8.0	9.0	11.4	12.5	12.9	14.2	9.5
2-3x PER MONTH	4	55	137	121	114	89	79	59	655
		5.4	11.3	10.1	14.0	12.6	11.5	12.4	10.7
1+ PER WEEK	5	69	134	151	97	78	88	57	673
		6.8	11.0	12.6	11.8	11.0	12.7	12.0	11.0
Column		1016	1217	1197	816	707	692	479	6123
Total		16.6	19.9	19.5	13.3	11.5	11.3	7.8	100.0

Number of Missing Observations: 312

Question 66a (In the past year, how many of your four best friends have smoked cigarettes?) by GRADE

SEX = female

		6TH	7TH	8TH	9TH	10TH	11TH	12TH	Row Total
none	0	359 70.4	283 46.1	237 37.4	121 27.0	62 16.0	57 16.7	55 21.1	1175 36.8
	1	64 12.5	108 17.5	97 15.2	82 18.2	44 11.4	50 14.6	46 17.5	489 15.3
1	2	33 6.4	71 11.6	86 13.6	70 15.6	61 16.0	65 18.9	42 16.1	429 13.4
	3	16 3.1	35 5.7	92 14.5	59 13.2	70 18.3	58 16.9	38 14.6	369 11.5
2	4	39 7.6	118 19.1	121 19.2	116 25.9	147 38.3	113 33.0	80 30.7	735 23.0
	Column Total	510 16.0	616 19.3	634 19.8	448 14.0	384 12.0	343 10.7	261 8.2	3196 100.0

SEX = male

		6TH	7TH	8TH	9TH	10TH	11TH	12TH	Row Total
none	0	392 75.1	293 48.7	239 42.5	113 30.3	96 29.2	92 26.1	61 26.9	1285 43.4
	1	60 11.5	98 16.4	107 19.0	68 18.2	63 19.0	51 14.6	38 17.0	485 16.4
1	2	19 3.7	43 7.2	65 11.6	46 12.5	49 15.0	59 16.8	34 15.0	316 10.7
	3	13 2.4	35 5.8	36 6.4	40 10.9	39 11.8	41 11.8	16 6.9	220 7.4
2	4	38 7.3	132 22.0	116 20.5	104 28.1	82 25.0	108 30.7	77 34.2	657 22.2
	Column Total	521 17.6	602 20.3	563 19.0	372 12.5	329 11.1	351 11.9	226 7.6	2964 100.0

SEX = female & male

		6TH	7TH	8TH	9TH	10TH	11TH	12TH	Row Total
none	0	751 72.8	577 47.4	476 39.8	234 28.5	158 22.1	149 21.4	116 23.8	2460 39.9
	1	124 12.0	206 16.9	203 17.0	149 18.2	106 14.9	101 14.6	84 17.3	975 15.8
1	2	52 5.0	115 9.4	152 12.7	116 14.2	110 15.5	124 17.8	76 15.6	745 12.1
	3	29 2.8	70 5.7	128 10.7	100 12.2	109 15.3	99 14.3	54 11.0	588 9.6
2	4	77 7.4	250 20.5	237 19.8	220 26.9	229 32.2	221 31.8	158 32.4	1392 22.6
	Column Total	1031 16.7	1218 19.8	1197 19.4	819 13.3	713 11.6	695 11.3	487 7.9	6160 100.0

Number of Missing Observations: 275

Question 66b (In the past year, how many of your four best friends have tried beer, wine, or hard liquor when their parents didn't know about it?) by GRADE

SEX = female

		6TH	7TH	8TH	9TH	10TH	11TH	12TH	Row Total
none	0	376 74.1	277 45.4	212 33.6	83 18.5	32 8.5	31 9.1	21 8.2	1033 32.5
	1	67 13.1	112 18.3	87 13.8	58 12.9	34 9.0	47 13.8	23 8.8	428 13.5
1	2	25 4.9	71 11.7	106 16.8	59 13.3	44 11.7	51 15.0	27 10.5	385 12.1
	3	9 1.8	49 8.0	74 11.7	71 15.8	94 24.7	42 12.1	47 18.1	386 12.1
2	4	31 6.1	102 16.6	151 24.0	177 39.6	176 46.2	171 49.9	142 54.4	951 29.9
	Column Total	508 16.0	611 19.2	630 19.8	447 14.0	382 12.0	343 10.8	261 8.2	3182 100.0

SEX = male

		6TH	7TH	8TH	9TH	10TH	11TH	12TH	Row Total
none	0	386 74.5	260 43.4	227 40.2	84 22.5	64 19.7	40 11.4	25 11.2	1086 36.7
	1	65 12.5	105 17.5	101 17.9	51 13.7	39 11.9	45 12.9	15 6.5	420 14.2
1	2	24 4.7	71 11.8	74 13.1	54 14.6	44 13.6	65 18.6	36 16.2	370 12.5
	3	11 2.1	54 9.0	52 9.1	48 13.0	46 14.2	39 11.0	34 15.0	284 9.6
2	4	32 6.1	109 18.3	111 19.7	135 36.2	132 40.6	162 46.1	115 51.1	796 26.9
	Column Total	518 17.5	600 20.3	564 19.1	373 12.6	326 11.0	351 11.9	225 7.6	2956 100.0

SEX = female & male

		6TH	7TH	8TH	9TH	10TH	11TH	12TH	Row Total
none	0	762 74.3	537 44.4	439 36.7	167 20.3	96 13.6	71 10.3	47 9.6	2119 34.5
	1	131 12.8	217 17.9	188 15.8	109 13.3	73 10.3	93 13.4	38 7.8	849 13.8
1	2	49 4.8	142 11.8	180 15.1	114 13.9	89 12.6	117 16.8	64 13.1	754 12.3
	3	20 2.0	103 8.5	125 10.5	119 14.5	141 19.9	80 11.6	81 16.7	669 10.9
2	4	63 6.1	211 17.4	262 22.0	312 38.0	309 43.6	333 48.0	257 52.8	1746 28.5
	Column Total	1026 16.7	1211 19.7	1194 19.5	820 13.4	708 11.5	694 11.3	486 7.9	6138 100.0

Number of Missing Observations: 297

Question 66c (In the past year, how many of your four best friends have used marijuana?)
by GRADE

SEX = female

		6TH	7TH	8TH	9TH	10TH	11TH	12TH	Row Total
none	0	452 89.5	424 69.7	349 55.4	167 37.4	105 27.4	98 28.9	71 27.3	1666 52.5
	1	27 5.2	80 13.2	83 13.1	79 17.6	49 12.9	42 12.4	39 15.0	398 12.6
2	2	12 2.5	44 7.2	53 8.4	78 17.5	55 14.3	56 16.4	42 16.1	339 10.7
	3	5 .9	21 3.4	54 8.6	32 7.2	46 12.0	43 12.7	35 13.5	236 7.4
4	4	9 1.8	40 6.7	91 14.4	91 20.3	128 33.4	101 29.6	73 28.1	533 16.8
Column Total		505 15.9	609 19.2	630 19.9	447 14.1	382 12.0	341 10.7	259 8.2	3172 100.0

SEX = male

		6TH	7TH	8TH	9TH	10TH	11TH	12TH	Row Total
none	0	460 89.4	400 67.6	321 57.5	146 39.2	112 34.1	106 30.4	71 31.3	1617 54.9
	1	31 6.0	74 12.4	84 15.0	68 18.3	43 12.9	52 14.9	44 19.3	395 13.4
2	2	5 .9	41 6.9	42 7.5	26 6.9	33 10.0	51 14.8	33 14.4	230 7.8
	3	10 1.9	29 5.0	34 6.1	29 7.9	38 11.5	38 10.8	20 8.6	198 6.7
4	4	9 1.8	48 8.1	77 13.8	103 27.7	104 31.5	102 29.1	60 26.3	503 17.1
Column Total		515 17.5	591 20.1	558 19.0	373 12.7	330 11.2	349 11.9	226 7.7	2942 100.0

SEX = female & male

		6TH	7TH	8TH	9TH	10TH	11TH	12TH	Row Total
none	0	913 89.5	824 68.6	670 56.4	313 38.2	217 30.5	204 29.6	142 29.2	3283 53.7
	1	57 5.6	154 12.8	167 14.0	147 17.9	92 12.9	94 13.7	83 17.0	793 13.0
2	2	17 1.7	84 7.0	95 8.0	104 12.7	87 12.3	107 15.6	74 15.3	569 9.3
	3	14 1.4	50 4.2	89 7.5	62 7.5	84 11.8	81 11.8	55 11.2	434 7.1
4	4	18 1.8	88 7.4	168 14.1	194 23.7	232 32.6	203 29.4	133 27.3	1035 16.9
Column Total		1020 16.7	1200 19.6	1188 19.4	820 13.4	711 11.6	690 11.3	485 7.9	6114 100.0

Number of Missing Observations: 321

Question 66d (In the past year, how many of your four best friends have used LSD, cocaine, amphetamines, or other illegal drugs?) by GRADE

SEX = female

		6TH	7TH	8TH	9TH	10TH	11TH	12TH	Row Total
none	0	480 95.1	526 86.5	491 78.0	358 80.3	244 63.8	240 69.9	180 69.0	2520 79.4
	1	13 2.6	54 8.9	77 12.3	37 8.2	62 16.2	48 14.0	38 14.7	329 10.4
1	2	3 .6	9 1.4	33 5.2	22 4.9	36 9.4	33 9.5	17 6.7	152 4.8
	3	3 .6	9 1.4	9 1.4	8 1.8	11 2.8	8 2.4	6 2.3	53 1.7
2	4	6 1.2	11 1.7	19 3.1	21 4.8	30 7.9	15 4.3	19 7.3	121 3.8
	Column Total	505 15.9	608 19.1	630 19.8	445 14.0	383 12.1	343 10.8	261 8.2	3175 100.0

SEX = male

		6TH	7TH	8TH	9TH	10TH	11TH	12TH	Row Total
none	0	493 95.2	516 86.2	490 87.0	287 77.0	267 80.9	264 75.5	150 66.6	2466 83.4
	1	11 2.1	36 6.0	46 8.1	29 7.7	23 6.9	47 13.5	35 15.4	226 7.6
1	2	6 1.1	22 3.7	12 2.2	27 7.3	21 6.3	8 2.3	17 7.7	114 3.9
	3	2 .5	5 .9	1 .1	6 1.5	8 2.5	6 1.8	5 2.0	33 1.1
2	4	6 1.1	19 3.2	14 2.6	24 6.5	11 3.4	24 6.8	19 8.3	117 4.0
	Column Total	518 17.5	599 20.2	563 19.0	373 12.6	330 11.2	349 11.8	225 7.6	2956 100.0

SEX = female & male

		6TH	7TH	8TH	9TH	10TH	11TH	12TH	Row Total
none	0	973 95.1	1042 86.4	981 82.3	645 78.8	511 71.7	504 72.7	330 67.9	4986 81.3
	1	24 2.3	90 7.4	123 10.3	66 8.0	85 11.9	95 13.7	73 15.0	555 9.1
1	2	9 .9	31 2.6	45 3.8	49 6.0	56 7.9	41 5.9	35 7.1	266 4.3
	3	5 .5	14 1.2	9 .8	13 1.6	19 2.6	15 2.1	11 2.2	86 1.4
2	4	12 1.2	30 2.5	34 2.8	45 5.5	41 5.8	39 5.6	38 7.8	238 3.9
	Column Total	1023 16.7	1207 19.7	1192 19.4	819 13.4	713 11.6	692 11.3	486 7.9	6132 100.0

Number of Missing Observations: 303

Question 67a (What are the chances you would be seen as cool if you smoked cigarettes?)
by GRADE

SEX = female

		6TH	7TH	8TH	9TH	10TH	11TH	12TH	Row Total
NO/VERY LITTLE	0	346	246	216	167	156	137	122	1391
		69.1	40.3	33.8	38.2	41.0	39.9	47.1	43.8
LITTLE CHANCE	1	47	128	137	104	98	91	53	659
		9.4	20.9	21.5	23.7	25.5	26.5	20.6	20.8
SOME CHANCE	2	47	115	144	106	88	78	56	633
		9.4	18.8	22.5	24.1	23.0	22.7	21.7	20.0
PRETTY GOOD	3	39	66	92	39	22	28	17	304
		7.8	10.9	14.5	8.9	5.7	8.1	6.7	9.6
VERY GOOD	4	22	55	49	22	18	10	10	187
		4.3	9.1	7.7	5.1	4.8	2.9	3.9	5.9
Column Total		501	611	638	439	382	343	259	3173
		15.8	19.3	20.1	13.8	12.0	10.8	8.2	100.0

SEX = male

		6TH	7TH	8TH	9TH	10TH	11TH	12TH	Row Total
NO/VERY LITTLE	0	373	306	294	174	154	165	111	1578
		72.0	51.5	51.2	48.1	46.7	47.8	49.7	53.5
LITTLE CHANCE	1	80	102	107	75	89	86	45	584
		15.4	17.2	18.7	20.7	26.9	24.8	20.3	19.8
SOME CHANCE	2	31	84	98	56	52	54	39	414
		6.0	14.1	17.1	15.5	15.8	15.6	17.6	14.0
PRETTY GOOD	3	27	54	40	29	21	26	16	211
		5.2	9.1	6.9	7.9	6.3	7.4	7.1	7.2
VERY GOOD	4	7	48	35	28	15	15	12	161
		1.4	8.1	6.1	7.7	4.4	4.4	5.3	5.4
Column Total		517	595	574	362	330	346	224	2948
		17.6	20.2	19.5	12.3	11.2	11.7	7.6	100.0

SEX = female & male

		6TH	7TH	8TH	9TH	10TH	11TH	12TH	Row Total
NO/VERY LITTLE	0	719	553	510	342	310	302	233	2968
		70.6	45.8	42.0	42.7	43.6	43.9	48.3	48.5
LITTLE CHANCE	1	127	230	245	179	186	177	99	1243
		12.5	19.1	20.2	22.4	26.2	25.7	20.5	20.3
SOME CHANCE	2	78	199	242	162	140	132	96	1047
		7.6	16.5	19.9	20.2	19.7	19.1	19.8	17.1
PRETTY GOOD	3	66	121	132	68	43	53	33	515
		6.5	10.0	10.9	8.5	6.0	7.7	6.9	8.4
VERY GOOD	4	29	104	84	50	33	25	22	347
		2.9	8.6	7.0	6.3	4.6	3.6	4.5	5.7
Column Total		1018	1206	1212	800	712	689	483	6121
		16.6	19.7	19.8	13.1	11.6	11.3	7.9	100.0

Number of Missing Observations: 314

Question 67b (What are the chances you would be seen as cool if you began drinking alcoholic beverages regularly (at least 1-2 times per month?) by GRADE

SEX = female

		6TH	7TH	8TH	9TH	10TH	11TH	12TH	Row Total
NO/VERY LITTLE	0	369	307	227	135	131	93	83	1345
		73.9	50.3	35.7	30.9	34.7	27.1	32.1	42.5
LITTLE CHANCE	1	51	117	163	95	79	85	58	648
		10.2	19.2	25.7	21.7	20.8	24.9	22.2	20.5
SOME CHANCE	2	35	77	99	66	73	85	56	492
		7.1	12.6	15.6	15.1	19.4	24.9	21.7	15.6
PRETTY GOOD	3	26	61	97	91	67	55	38	435
		5.1	9.9	15.3	20.9	17.7	16.0	14.8	13.7
VERY GOOD	4	18	49	50	50	28	25	24	243
		3.6	8.0	7.8	11.3	7.3	7.2	9.2	7.7
Column Total		500	610	635	438	377	343	260	3163
		15.8	19.3	20.1	13.8	11.9	10.9	8.2	100.0

SEX = male

		6TH	7TH	8TH	9TH	10TH	11TH	12TH	Row Total
NO/VERY LITTLE	0	395	326	294	143	124	108	58	1447
		76.8	55.5	51.5	39.1	37.7	31.2	25.8	49.3
LITTLE CHANCE	1	65	110	98	71	53	77	48	521
		12.6	18.6	17.1	19.4	16.0	22.2	21.6	17.7
SOME CHANCE	2	26	57	87	59	73	69	58	429
		5.0	9.7	15.3	16.0	22.2	19.9	26.1	14.6
PRETTY GOOD	3	18	50	51	46	52	61	37	315
		3.5	8.6	8.9	12.5	15.9	17.6	16.6	10.7
VERY GOOD	4	10	44	41	48	27	31	22	224
		2.0	7.5	7.1	13.0	8.2	9.1	9.9	7.6
Column Total		514	588	571	367	328	345	223	2936
		17.5	20.0	19.4	12.5	11.2	11.8	7.6	100.0

SEX = female & male

		6TH	7TH	8TH	9TH	10TH	11TH	12TH	Row Total
NO/VERY LITTLE	0	764	633	521	279	255	201	141	2793
		75.4	52.8	43.2	34.6	36.1	29.2	29.2	45.8
LITTLE CHANCE	1	116	227	261	166	131	162	106	1169
		11.5	18.9	21.6	20.7	18.6	23.5	21.9	19.2
SOME CHANCE	2	61	134	186	125	146	154	115	921
		6.0	11.2	15.4	15.5	20.7	22.4	23.8	15.1
PRETTY GOOD	3	44	111	148	137	119	116	75	750
		4.3	9.3	12.3	17.0	16.9	16.8	15.6	12.3
VERY GOOD	4	29	93	91	97	55	56	46	466
		2.8	7.8	7.5	12.1	7.7	8.1	9.5	7.6
Column Total		1014	1198	1206	805	705	689	483	6099
		16.6	19.6	19.8	13.2	11.6	11.3	7.9	100.0

Number of Missing Observations: 336

Question 67c (What are the chances you would be seen as cool if you smoked marijuana?)
by GRADE

SEX = female

		6TH	7TH	8TH	9TH	10TH	11TH	12TH	Row Total
NO/VERY LITTLE	0	402	328	239	156	145	122	98	1489
		80.7	53.9	37.6	35.6	37.8	35.4	37.5	47.0
LITTLE CHANCE	1	33	106	121	70	58	77	45	510
		6.6	17.4	19.1	15.9	15.0	22.4	17.2	16.1
SOME CHANCE	2	16	68	96	81	85	75	51	471
		3.1	11.2	15.1	18.4	22.3	21.7	19.4	14.9
PRETTY GOOD	3	25	38	100	83	59	44	41	391
		5.1	6.3	15.8	18.9	15.4	12.8	15.8	12.3
VERY GOOD	4	23	68	79	49	36	26	26	307
		4.5	11.2	12.4	11.2	9.5	7.6	10.1	9.7
Column Total		499	607	636	439	383	343	261	3168
		15.7	19.2	20.1	13.8	12.1	10.8	8.2	100.0

SEX = male

		6TH	7TH	8TH	9TH	10TH	11TH	12TH	Row Total
NO/VERY LITTLE	0	428	349	300	149	141	133	88	1588
		83.2	59.0	52.5	40.9	42.9	38.5	39.4	54.1
LITTLE CHANCE	1	39	76	92	56	45	65	43	415
		7.7	12.8	16.1	15.3	13.8	18.7	19.1	14.1
SOME CHANCE	2	11	52	79	69	61	78	40	390
		2.1	8.8	13.8	18.8	18.6	22.7	18.1	13.3
PRETTY GOOD	3	21	56	46	36	39	37	32	267
		4.0	9.5	8.1	9.9	11.9	10.8	14.4	9.1
VERY GOOD	4	15	58	54	55	42	32	20	277
		2.9	9.8	9.5	15.0	12.7	9.3	9.1	9.4
Column Total		514	591	571	365	328	345	223	2937
		17.5	20.1	19.4	12.4	11.2	11.8	7.6	100.0

SEX = female & male

		6TH	7TH	8TH	9TH	10TH	11TH	12TH	Row Total
NO/VERY LITTLE	0	830	677	539	305	285	255	186	3077
		82.0	56.5	44.7	38.0	40.1	37.0	38.4	50.4
LITTLE CHANCE	1	73	182	213	126	103	142	87	925
		7.2	15.2	17.6	15.6	14.5	20.6	18.1	15.1
SOME CHANCE	2	26	120	175	149	146	153	91	861
		2.6	10.0	14.5	18.6	20.6	22.2	18.8	14.1
PRETTY GOOD	3	46	94	147	119	98	81	73	658
		4.5	7.9	12.2	14.8	13.8	11.8	15.2	10.8
VERY GOOD	4	38	126	133	104	78	58	47	584
		3.7	10.5	11.0	13.0	11.0	8.4	9.6	9.6
Column Total		1012	1199	1207	804	711	689	483	6105
		16.6	19.6	19.8	13.2	11.6	11.3	7.9	100.0

Number of Missing Observations: 330

Question 67d (What are the chances you would be seen as cool if you carried a handgun?)
by GRADE

SEX = female

		6TH	7TH	8TH	9TH	10TH	11TH	12TH	Row Total
NO/VERY LITTLE	0	397	426	435	316	290	293	216	2373
		80.3	70.2	68.7	72.2	76.0	85.6	82.9	75.2
LITTLE CHANCE	1	46	87	94	68	55	29	25	405
		9.3	14.3	14.8	15.5	14.6	8.6	9.8	12.8
SOME CHANCE	2	11	34	34	29	15	10	12	145
		2.2	5.6	5.4	6.5	3.8	2.9	4.7	4.6
PRETTY GOOD	3	20	20	32	11	7	6	4	101
		4.0	3.3	5.0	2.6	2.0	1.8	1.6	3.2
VERY GOOD	4	21	40	38	14	14	4	3	133
		4.2	6.6	6.0	3.3	3.6	1.1	1.0	4.2
Column Total		494	607	633	438	381	342	261	3157
		15.7	19.2	20.1	13.9	12.1	10.8	8.3	100.0

SEX = male

		6TH	7TH	8TH	9TH	10TH	11TH	12TH	Row Total
NO/VERY LITTLE	0	383	391	371	236	245	236	168	2030
		74.9	65.9	65.2	64.5	74.7	68.6	75.5	69.2
LITTLE CHANCE	1	71	62	73	54	34	61	28	384
		13.9	10.5	12.9	14.8	10.5	17.7	12.5	13.1
SOME CHANCE	2	19	38	55	21	23	24	15	194
		3.7	6.3	9.6	5.6	7.1	7.0	6.8	6.6
PRETTY GOOD	3	13	35	28	20	11	11	3	122
		2.6	5.9	5.0	5.5	3.5	3.1	1.6	4.2
VERY GOOD	4	25	67	42	35	14	13	8	204
		5.0	11.3	7.3	9.6	4.2	3.6	3.6	7.0
Column Total		511	594	569	366	328	344	223	2935
		17.4	20.2	19.4	12.5	11.2	11.7	7.6	100.0

SEX = female & male

		6TH	7TH	8TH	9TH	10TH	11TH	12TH	Row Total
NO/VERY LITTLE	0	779	817	806	552	535	529	384	4403
		77.5	68.1	67.0	68.7	75.4	77.1	79.5	72.3
LITTLE CHANCE	1	117	149	167	122	90	90	53	788
		11.6	12.4	13.9	15.2	12.7	13.2	11.0	12.9
SOME CHANCE	2	30	72	89	49	38	34	27	339
		3.0	6.0	7.4	6.1	5.3	4.9	5.7	5.6
PRETTY GOOD	3	33	55	60	31	19	17	8	223
		3.3	4.6	5.0	3.9	2.7	2.4	1.6	3.7
VERY GOOD	4	46	107	80	50	28	16	11	338
		4.6	8.9	6.7	6.2	3.9	2.4	2.2	5.5
Column Total		1005	1201	1202	805	709	687	484	6092
		16.5	19.7	19.7	13.2	11.6	11.3	7.9	100.0

Number of Missing Observations: 343

Question 68a (How old were you when you first smoked marijuana?) by GRADE

SEX = female

		6TH	7TH	8TH	9TH	10TH	11TH	12TH	Row Total
NEVER HAVE	0	487 95.9	529 86.8	467 73.8	272 61.4	184 48.3	168 49.2	117 44.8	2222 70.0
10 OR YOUNGER	10	9 1.8	7 1.1	8 1.3	3 .7	2 .6	3 .9	2 .8	35 1.1
11	11	6 1.1	15 2.5	12 1.9	12 2.7	6 1.6	1 .2	1 .3	52 1.6
12	12	6 1.3	30 5.0	33 5.1	14 3.1	21 5.5	12 3.5	5 2.1	121 3.8
13	13		25 4.1	75 11.9	37 8.3	42 11.0	12 3.4	10 3.8	200 6.3
14	14		2 .3	30 4.8	62 13.9	66 17.4	26 7.5	22 8.4	208 6.5
15	15			6 .9	35 7.9	42 11.0	59 17.4	34 13.0	176 5.5
16	16				9 2.0	18 4.7	46 13.6	35 13.3	107 3.4
17 OR OLDER	17		1 .2	1 .2			15 4.4	35 13.5	53 1.7
Column Total		507 16.0	609 19.2	632 19.9	443 14.0	380 12.0	341 10.7	261 8.2	3174 100.0

SEX = male

		6TH	7TH	8TH	9TH	10TH	11TH	12TH	Row Total
NEVER HAVE	0	494 95.7	489 82.2	409 71.9	224 60.7	170 51.8	170 48.6	110 49.3	2066 70.0
10 OR YOUNGER	10	9 1.7	20 3.3	11 1.9	8 2.1	6 1.7	3 .9	4 1.9	60 2.0
11	11	10 1.9	24 4.0	13 2.4	10 2.7	3 1.0	7 2.1	6 2.5	73 2.5
12	12	3 .5	41 6.9	35 6.1	16 4.4	12 3.6	4 1.1	7 3.2	118 4.0
13	13	1 .2	20 3.3	71 12.5	38 10.2	33 10.1	30 8.5	9 4.1	201 6.8
14	14		2 .4	25 4.4	42 11.4	43 13.1	30 8.5	11 5.0	153 5.2
15	15			3 .5	25 6.7	50 15.2	52 14.8	21 9.4	150 5.1
16	16			1 .2	5 1.4	11 3.4	46 13.1	32 14.2	95 3.2
17 OR OLDER	17			1 .1	2 .5		8 2.4	23 10.4	34 1.1
Column Total		517 17.5	595 20.2	568 19.3	369 12.5	328 11.1	350 11.9	223 7.6	2950 100.0

Question 68a (How old were you when you first smoked marijuana?) by GRADE

SEX = female & male

		6TH	7TH	8TH	9TH	10TH	11TH	12TH	Row Total
NEVER HAVE	0	981 95.8	1018 84.5	875 72.9	496 61.1	353 49.9	338 48.9	227 46.9	4288 70.0
10 OR YOUNGER	10	17 1.7	26 2.2	19 1.6	11 1.3	8 1.1	6 .9	6 1.3	94 1.5
11	11	15 1.5	39 3.2	26 2.1	22 2.7	10 1.3	8 1.1	6 1.3	125 2.0
12	12	9 .9	71 5.9	67 5.6	30 3.7	33 4.6	16 2.3	13 2.6	239 3.9
13	13	1 .1	44 3.7	146 12.2	74 9.1	75 10.6	41 6.0	19 4.0	402 6.6
14	14		5 .4	55 4.6	104 12.7	109 15.5	55 8.0	33 6.9	361 5.9
15	15			9 .7	60 7.3	92 12.9	111 16.1	55 11.3	326 5.3
16	16			1 .1	14 1.8	29 4.1	92 13.3	66 13.7	203 3.3
17 OR OLDER	17		1 .1	2 .1	2 .2		23 3.3	58 12.0	86 1.4
Column Total		1024 16.7	1205 19.7	1201 19.6	812 13.3	709 11.6	691 11.3	483 7.9	6124 100.0

Number of Missing Observations: 311

Question 68b (How old were you when you first smoked a cigarette, even just a puff?) by GRADE

SEX = female

		6TH	7TH	8TH	9TH	10TH	11TH	12TH	Row Total
NEVER HAVE	0	377 74.8	349 57.2	322 51.0	174 39.4	107 28.5	99 29.4	74 28.3	1501 47.6
	10	72 14.3	118 19.3	88 13.9	58 13.1	69 18.4	43 12.8	32 12.3	479 15.2
10 OR YOUNGER	11	44 8.8	50 8.1	61 9.7	21 4.8	51 13.7	27 8.0	12 4.5	266 8.4
	12	9 1.8	55 9.0	52 8.2	52 11.7	42 11.1	31 9.2	22 8.5	262 8.3
11	13	2 .3	31 5.1	86 13.6	60 13.5	42 11.2	34 10.1	27 10.3	281 8.9
	14		4 .7	20 3.2	58 13.1	38 10.0	17 4.9	20 7.9	157 5.0
12	15			2 .4	17 4.0	21 5.6	53 15.7	26 10.2	120 3.8
	16		1 .2		2 .4	6 1.5	27 8.1	26 9.8	62 2.0
13	17		2 .3				6 1.8	21 8.1	29 .9
	17 OR OLDER								
Column Total		504 16.0	609 19.3	631 20.0	441 14.0	374 11.9	337 10.7	260 8.2	3156 100.0

SEX = male

		6TH	7TH	8TH	9TH	10TH	11TH	12TH	Row Total
NEVER HAVE	0	375 72.6	357 59.8	265 46.3	148 40.7	113 34.5	96 27.4	73 33.2	1427 48.4
	10	88 17.0	110 18.5	110 19.2	64 17.5	59 17.9	49 14.1	38 17.1	517 17.5
10 OR YOUNGER	11	40 7.8	53 8.9	49 8.5	29 8.1	37 11.3	37 10.7	11 4.9	257 8.7
	12	6 1.2	55 9.3	58 10.1	42 11.5	26 7.9	26 7.4	17 7.8	230 7.8
11	13	7 1.4	20 3.3	73 12.8	33 9.1	33 10.0	55 15.7	19 8.7	241 8.2
	14		1 .1	15 2.5	32 8.8	30 9.2	29 8.3	22 9.9	129 4.4
12	15			2 .4	16 4.3	29 8.8	20 5.8	24 10.8	91 3.1
	16			1 .1		0 .1	25 7.2	7 3.0	33 1.1
13	17			1 .1		1 .3	12 3.4	10 4.7	24 .8
	17 OR OLDER								
Column Total		517 17.5	596 20.2	573 19.4	363 12.3	327 11.1	350 11.9	221 7.5	2948 100.0

Question 68b (How old were you when you first smoked a cigarette, even just a puff?) by GRADE

SEX = female & male

		6TH	7TH	8TH	9TH	10TH	11TH	12TH	Row Total
NEVER HAVE	0	752 73.7	705 58.5	588 48.8	321 40.0	220 31.3	195 28.4	147 30.6	2928 48.0
	10	160 15.6	228 18.9	198 16.4	121 15.1	127 18.2	92 13.4	70 14.5	996 16.3
10 OR YOUNGER	11	85 8.3	103 8.5	110 9.1	50 6.3	88 12.5	64 9.3	23 4.7	523 8.6
	12	15 1.5	110 9.2	110 9.1	93 11.6	67 9.6	57 8.3	39 8.2	492 8.1
11	13	9 .9	51 4.2	159 13.2	93 11.5	75 10.6	89 13.0	46 9.6	522 8.5
	14		5 .4	35 2.9	89 11.1	68 9.7	46 6.7	42 8.8	285 4.7
12	15			5 .4	33 4.1	50 7.1	73 10.7	50 10.5	211 3.5
	16		1 .1	1 .1	2 .2	6 .8	52 7.6	32 6.7	94 1.5
13	17		2 .2	1 .0		1 .1	18 2.6	32 6.6	53 .9
	17 OR OLDER								
Column		1021	1205	1204	804	702	687	481	6105
Total		16.7	19.7	19.7	13.2	11.5	11.2	7.9	100.0
Number of Missing Observations: 330									

Question 68c (How old were you when you first had more than a sip or two of beer, wine, or hard liquor?) by GRADE

SEX = female

		6TH	7TH	8TH	9TH	10TH	11TH	12TH	Row Total
NEVER HAVE	0	350 69.1	273 44.9	237 36.9	107 23.8	66 17.1	59 17.2	30 11.4	1122 35.1
	10	83 16.4	154 25.3	143 22.2	71 15.8	78 20.3	38 11.1	33 12.7	600 18.8
10 OR YOUNGER	11	49 9.6	71 11.7	58 9.0	34 7.5	25 6.5	8 2.2	12 4.6	255 8.0
	12	23 4.5	64 10.5	86 13.5	51 11.3	37 9.6	35 10.1	14 5.2	309 9.7
11	13	2 .4	40 6.5	79 12.2	82 18.2	48 12.5	26 7.6	24 9.2	300 9.4
	14		6 .9	36 5.6	76 16.9	67 17.5	39 11.4	24 9.2	248 7.8
12	15		1 .2	3 .4	26 5.8	41 10.6	80 23.4	40 15.2	191 6.0
	16				2 .4	20 5.3	51 14.9	52 19.9	125 3.9
13	17				1 .2	2 .6	8 2.2	33 12.6	44 1.4
	17 OR OLDER								
Column Total		507 15.9	609 19.1	641 20.1	448 14.0	383 12.0	344 10.8	261 8.2	3193 100.0

SEX = male

		6TH	7TH	8TH	9TH	10TH	11TH	12TH	Row Total
NEVER HAVE	0	315 60.4	257 43.3	206 36.1	97 26.3	67 20.3	48 13.8	24 10.8	1015 34.3
	10	144 27.6	176 29.7	155 27.2	95 25.6	71 21.6	64 18.3	44 19.5	749 25.3
10 OR YOUNGER	11	43 8.2	69 11.6	63 11.0	28 7.7	30 9.0	29 8.4	5 2.4	267 9.0
	12	18 3.4	65 10.9	69 12.1	45 12.2	27 8.3	30 8.7	14 6.1	269 9.1
11	13	2 .4	25 4.2	51 9.0	38 10.3	34 10.2	40 11.4	21 9.6	211 7.1
	14		2 .3	25 4.4	43 11.5	43 12.9	50 14.2	22 9.7	183 6.2
12	15			1 .2	21 5.8	47 14.2	38 10.7	33 14.9	140 4.7
	16				3 .7	11 3.3	36 10.4	32 14.3	81 2.8
13	17			1 .1		1 .2	15 4.2	28 12.7	45 1.5
	17 OR OLDER								
Column Total		522 17.6	594 20.1	571 19.3	371 12.5	331 11.2	350 11.8	223 7.5	2961 100.0

Question 68c (How old were you when you first had more than a sip or two of beer, wine, or hard liquor?) by GRADE

SEX = female & male

		6TH	7TH	8TH	9TH	10TH	11TH	12TH	Row Total
NEVER HAVE	0	665 64.6	531 44.1	443 36.5	204 24.9	133 18.6	108 15.5	54 11.1	2137 34.7
	10	227 22.1	330 27.5	298 24.6	166 20.2	149 20.9	102 14.7	77 15.9	1349 21.9
10 OR YOUNGER	11	91 8.9	140 11.6	120 9.9	62 7.6	55 7.7	37 5.3	17 3.6	522 8.5
	12	41 3.9	129 10.7	156 12.8	96 11.7	64 8.9	65 9.4	27 5.6	578 9.4
12	13	4 .4	65 5.4	130 10.7	120 14.6	82 11.5	66 9.5	45 9.4	512 8.3
	14		7 .6	61 5.0	119 14.5	110 15.4	89 12.8	46 9.5	431 7.0
14	15		1 .1	4 .3	47 5.8	88 12.3	118 17.0	73 15.1	331 5.4
	16				4 .5	31 4.3	87 12.6	84 17.3	207 3.4
16	17			1 .1	1 .1	3 .4	22 3.2	61 12.6	88 1.4
	17 OR OLDER								
Column Total		1029 16.7	1203 19.6	1212 19.7	818 13.3	713 11.6	694 11.3	485 7.9	6155 100.0

Number of Missing Observations: 280

Question 68d (How old were you when you first began drinking alcoholic beverages regularly (at least 1-2 times per month?) by GRADE

SEX = female

		6TH	7TH	8TH	9TH	10TH	11TH	12TH	Row Total
NEVER HAVE	0	482 94.7	527 85.8	479 75.1	273 61.1	207 54.8	200 58.5	127 48.6	2295 72.0
	10	10 2.0	9 1.5	14 2.1	4 .9	2 .6	1 .2	2 .8	42 1.3
10 OR YOUNGER	11	9 1.7	11 1.7	17 2.6	3 .7	5 1.5	1 .2		45 1.4
	12	8 1.6	27 4.5	34 5.3	12 2.6	10 2.6	3 .8	4 1.7	98 3.1
11	13		33 5.4	51 8.0	36 8.1	24 6.4	4 1.2	10 3.7	158 5.0
	14		7 1.1	39 6.1	52 11.6	47 12.5	13 3.8	4 1.6	162 5.1
12	15			5 .8	60 13.5	59 15.6	57 16.6	25 9.7	207 6.5
	16				7 1.5	20 5.3	50 14.6	37 14.3	114 3.6
13	17					3 .7	14 4.1	52 19.7	68 2.1
	17 OR OLDER								
Column Total		509 16.0	614 19.3	637 20.0	447 14.0	377 11.8	342 10.7	262 8.2	3189 100.0

SEX = male

		6TH	7TH	8TH	9TH	10TH	11TH	12TH	Row Total
NEVER HAVE	0	494 94.5	502 84.3	449 78.3	253 68.3	213 64.9	180 51.4	112 50.6	2202 74.4
	10	6 1.2	14 2.3	12 2.2	7 2.0	3 1.0	1 .2	2 .7	45 1.5
10 OR YOUNGER	11	10 1.9	17 2.9	11 1.8	4 1.0	4 1.2	1 .2	2 .7	47 1.6
	12	9 1.8	29 4.9	14 2.5	15 4.0	1 .4	3 .9	2 .9	75 2.5
11	13	2 .3	30 5.0	55 9.7	14 3.7	8 2.5	16 4.6	6 2.9	131 4.4
	14		3 .5	25 4.4	32 8.7	30 9.2	20 5.7	5 2.2	115 3.9
12	15			1 .1	38 10.3	39 12.0	35 10.0	17 7.7	130 4.4
	16	2 .3		1 .1	8 2.1	24 7.3	63 18.1	38 17.0	135 4.6
13	17			5 .9		5 1.5	31 8.8	38 17.2	79 2.7
	17 OR OLDER								
Column Total		522 17.6	595 20.1	573 19.4	371 12.5	329 11.1	349 11.8	221 7.5	2960 100.0

Question 68d (How old were you when you first began drinking alcoholic beverages regularly (at least 1-2 times per month?) by GRADE

SEX = female & male

		6TH	7TH	8TH	9TH	10TH	11TH	12TH	Row Total	
NEVER HAVE	0	976 94.6	1029 85.1	928 76.6	526 64.3	420 59.5	380 54.9	239 49.5	4497 73.1	
10 OR YOUNGER	10	16 1.6	23 1.9	26 2.1	11 1.4	6 .8	1 .2	4 .7	87 1.4	
11	11	18 1.8	28 2.3	27 2.2	7 .8	9 1.3	1 .2	2 .3	92 1.5	
12	12	18 1.7	57 4.7	48 4.0	27 3.3	11 1.6	6 .9	6 1.3	173 2.8	
13	13	2 .2	63 5.2	106 8.8	50 6.1	32 4.6	20 2.9	16 3.3	290 4.7	
14	14		10 .8	64 5.3	84 10.3	77 11.0	33 4.8	9 1.9	277 4.5	
15	15			5 .4	98 12.0	98 13.9	92 13.3	42 8.8	337 5.5	
16	16	2 .2		1 .1	15 1.8	44 6.2	113 16.3	75 15.5	249 4.0	
17 OR OLDER	17			5 .4		7 1.1	45 6.5	89 18.6	147 2.4	
Column Total		1031 16.8	1209 19.7	1211 19.7	818 13.3	706 11.5	692 11.2	482 7.8	6149 100.0	

Number of Missing Observations: 286

Question 68e (How old were you when you first got suspended from school?) by GRADE

SEX = female

		6TH	7TH	8TH	9TH	10TH	11TH	12TH	Row Total
NEVER HAVE	0	490 96.0	574 93.2	570 88.8	402 90.0	302 79.2	306 89.4	216 82.3	2860 89.4
10 OR YOUNGER	10	3 .5	4 .7	2 .3	3 .7	2 .5	1 .2	3 1.2	18 .6
11	11	5 .9	10 1.6	4 .6	1 .3	5 1.2	2 .6	1 .4	27 .9
12	12	12 2.3	12 2.0	12 1.9	7 1.6	7 1.8	2 .7	1 .5	54 1.7
13	13	1 .1	7 1.2	29 4.6	8 1.9	13 3.5	3 .7	2 .8	64 2.0
14	14	0 .1	8 1.3	18 2.7	7 1.7	14 3.6	8 2.2	6 2.1	60 1.9
15	15			5 .8	13 2.8	37 9.6	11 3.1	15 5.6	80 2.5
16	16			1 .2	5 1.1	2 .4	6 1.8	12 4.4	25 .8
17 OR OLDER	17					1 .2	4 1.3	7 2.7	12 .4
Column Total		510 15.9	616 19.2	642 20.0	447 14.0	382 11.9	343 10.7	262 8.2	3201 100.0

SEX = male

		6TH	7TH	8TH	9TH	10TH	11TH	12TH	Row Total
NEVER HAVE	0	472 90.4	462 77.2	435 75.9	268 72.4	216 65.5	243 69.4	160 72.0	2256 76.1
10 OR YOUNGER	10	19 3.7	37 6.2	21 3.6	15 3.9	21 6.4	15 4.2	4 1.9	132 4.4
11	11	10 2.0	28 4.7	15 2.7	6 1.6	6 1.7	6 1.7	3 1.4	75 2.5
12	12	17 3.3	31 5.1	22 3.9	18 4.7	11 3.4	10 2.9	5 2.1	114 3.8
13	13	3 .5	34 5.7	38 6.6	18 4.9	30 9.1	19 5.5	10 4.5	152 5.1
14	14		7 1.2	33 5.7	24 6.4	20 6.1	26 7.5	7 3.1	116 3.9
15	15			5 .9	18 5.0	13 4.1	17 4.7	13 5.7	66 2.2
16	16				4 1.1	12 3.6	9 2.5	10 4.6	35 1.2
17 OR OLDER	17			5 .8			5 1.5	10 4.7	20 .7
Column Total		522 17.6	599 20.2	574 19.3	371 12.5	330 11.1	349 11.8	222 7.5	2966 100.0

Question 68e (How old were you when you first got suspended from school?) by GRADE

SEX = female & male

		6TH	7TH	8TH	9TH	10TH	11TH	12TH	Row Total
NEVER HAVE	0	962 93.2	1036 85.3	1005 82.7	670 82.0	518 72.9	549 79.3	375 77.6	5116 83.0
10 OR YOUNGER	10	22 2.1	41 3.4	23 1.9	18 2.2	23 3.3	15 2.2	7 1.5	150 2.4
11	11	15 1.5	38 3.1	19 1.6	7 .9	10 1.5	8 1.1	4 .8	102 1.7
12	12	29 2.8	43 3.5	34 2.8	25 3.0	18 2.5	13 1.8	6 1.2	168 2.7
13	13	4 .3	41 3.4	67 5.5	26 3.2	43 6.1	22 3.2	12 2.5	216 3.5
14	14	0 .0	15 1.2	50 4.1	31 3.8	34 4.8	34 4.9	12 2.6	176 2.9
15	15			10 .9	31 3.8	50 7.0	27 3.9	27 5.6	146 2.4
16	16			1 .1	9 1.1	13 1.9	15 2.1	22 4.5	60 1.0
17 OR OLDER	17			5 .4		1 .1	10 1.4	17 3.6	33 .5
Column Total		1032 16.7	1215 19.7	1215 19.7	818 13.3	712 11.5	692 11.2	484 7.8	6167 100.0

Number of Missing Observations: 268

Question 68f (How old were you when you first got arrested?) by GRADE

SEX = female

		6TH	7TH	8TH	9TH	10TH	11TH	12TH	Row Total
NEVER HAVE	0	505 99.1	583 94.9	598 93.6	430 96.1	351 91.5	320 93.3	243 92.6	3029 94.7
10 OR YOUNGER	10	2 .3	5 .8	4 .6	5 1.1	1 .2	2 .6	2 .8	20 .6
11	11	2 .4	6 1.0	6 .9	1 .1	0 .1			15 .5
12	12	1 .1	13 2.2	5 .7	2 .4	1 .4	5 1.4	3 1.0	29 .9
13	13		6 1.0	10 1.6	2 .4	7 1.9		1 .4	26 .8
14	14	0 .1		15 2.4	7 1.6	10 2.7	3 1.0	1 .3	37 1.2
15	15			1 .2	1 .3	8 2.1	9 2.7	5 1.9	25 .8
16	16		1 .1			2 .5	2 .6	5 1.8	9 .3
17 OR OLDER	17					3 .7	2 .5	3 1.3	8 .2
Column Total		509 15.9	614 19.2	639 20.0	447 14.0	384 12.0	343 10.7	262 8.2	3198 100.0

SEX = male

		6TH	7TH	8TH	9TH	10TH	11TH	12TH	Row Total
NEVER HAVE	0	493 94.9	531 89.4	497 86.5	301 81.1	289 88.2	301 86.2	197 88.7	2610 88.2
10 OR YOUNGER	10	12 2.3	10 1.7	15 2.6	6 1.7	4 1.1	4 1.2	1 .3	52 1.8
11	11	5 1.0	15 2.5	3 .5	4 1.1		1 .2	2 .9	30 1.0
12	12	8 1.5	27 4.5	16 2.7	15 4.0	2 .5	6 1.8	0 .2	73 2.5
13	13	2 .3	8 1.4	39 6.8	8 2.2	6 1.8	2 .7	2 .9	68 2.3
14	14		3 .5	3 .5	17 4.5	5 1.7	4 1.2	2 .9	34 1.2
15	15			1 .3	17 4.6	19 5.9	8 2.3	5 2.3	51 1.7
16	16				3 .8	0 .1	14 4.0	7 3.0	24 .8
17 OR OLDER	17			1 .1		2 .6	8 2.3	6 2.8	17 .6
Column Total		520 17.6	594 20.1	574 19.4	371 12.5	328 11.1	349 11.8	223 7.5	2959 100.0

Question 68f (How old were you when you first got arrested?) by GRADE

SEX = female & male

		6TH	7TH	8TH	9TH	10TH	11TH	12TH	Row Total
NEVER HAVE	0	998 97.0	1114 92.2	1095 90.2	731 89.3	640 90.0	621 89.7	440 90.8	5638 91.6
10 OR YOUNGER	10	14 1.3	15 1.2	19 1.6	11 1.4	4 .6	6 .9	3 .6	72 1.2
11	11	7 .7	21 1.8	9 .7	5 .6	0 .0	1 .1	2 .4	45 .7
12	12	8 .8	40 3.3	20 1.7	17 2.0	3 .5	11 1.6	3 .6	103 1.7
13	13	2 .2	15 1.2	49 4.1	10 1.2	13 1.8	2 .4	3 .7	94 1.5
14	14	0 .0	3 .2	18 1.5	24 2.9	16 2.2	7 1.1	3 .5	71 1.2
15	15			3 .2	18 2.2	27 3.8	17 2.5	10 2.1	76 1.2
16	16		1 .1		3 .4	2 .3	16 2.3	11 2.3	33 .5
17 OR OLDER	17			1 .0		5 .7	10 1.4	10 2.0	25 .4
Column Total		1029 16.7	1208 19.6	1213 19.7	818 13.3	712 11.6	692 11.2	485 7.9	6157 100.0

Number of Missing Observations: 278

Question 68g (How old were you when you first carried a handgun?) by GRADE

SEX = female

		6TH	7TH	8TH	9TH	10TH	11TH	12TH	Row Total
NEVER HAVE	0	501 99.0	599 98.0	600 95.3	442 98.9	372 97.1	335 99.2	258 98.6	3107 97.8
10 OR YOUNGER	10	3 .5	3 .4	3 .5	1 .2			0 .1	10 .3
11	11	2 .3	2 .4	5 .7	3 .6				12 .4
12	12		3 .6	4 .6	1 .2	1 .3	1 .4	1 .3	11 .4
13	13	0 .1	3 .4	11 1.8					14 .5
14	14	0 .1	1 .1	4 .6		3 .9			8 .3
15	15			3 .4		7 1.7	1 .4		10 .3
16	16		1 .1						1 .0
17 OR OLDER	17							3 1.0	3 .1
Column Total		505 15.9	611 19.2	630 19.8	447 14.1	383 12.1	337 10.6	262 8.3	3176 100.0

SEX = male

		6TH	7TH	8TH	9TH	10TH	11TH	12TH	Row Total
NEVER HAVE	0	494 94.7	548 92.3	520 91.3	319 86.7	300 91.5	331 94.6	207 93.1	2720 92.1
10 OR YOUNGER	10	16 3.0	16 2.7	14 2.4	8 2.3	6 1.7	6 1.7	1 .6	67 2.3
11	11	7 1.3	8 1.4	6 1.0	4 1.1	1 .2		1 .3	26 .9
12	12	5 .9	16 2.7	9 1.7	8 2.1	1 .2	3 .8	2 .7	43 1.5
13	13	0 .1	6 1.0	11 2.0	5 1.4	2 .6	0 .1		25 .8
14	14			7 1.3	10 2.8	5 1.5	1 .2	5 2.0	28 1.0
15	15			1 .2	9 2.5	12 3.7	7 2.1	4 1.9	34 1.2
16	16				3 .8	2 .5	2 .5	1 .3	7 .2
17 OR OLDER	17			1 .1	1 .3		0 .1	3 1.2	5 .2
Column Total		521 17.7	593 20.1	569 19.3	368 12.5	328 11.1	350 11.9	223 7.5	2953 100.0

Question 68g (How old were you when you first carried a handgun?) by GRADE

SEX = female & male

		6TH	7TH	8TH	9TH	10TH	11TH	12TH	Row Total
NEVER HAVE	0	995 96.9	1146 95.2	1120 93.4	761 93.4	672 94.5	666 96.9	466 96.0	5826 95.1
10 OR YOUNGER	10	18 1.8	19 1.6	17 1.4	10 1.2	6 .8	6 .8	2 .3	77 1.2
11	11	9 .8	10 .9	10 .9	7 .8	1 .1		1 .1	37 .6
12	12	5 .4	19 1.6	13 1.1	9 1.1	2 .3	4 .6	2 .5	54 .9
13	13	1 .1	9 .7	23 1.9	5 .6	2 .3	0 .0		39 .6
14	14	0 .0	1 .1	11 .9	10 1.3	8 1.2	1 .1	5 .9	36 .6
15	15			4 .3	9 1.1	19 2.7	9 1.2	4 .9	45 .7
16	16		1 .1		3 .4	2 .2	2 .3	1 .1	8 .1
17 OR OLDER	17			1 .0	1 .2		0 .0	5 1.1	7 .1
Column Total		1027 16.8	1205 19.7	1199 19.6	815 13.3	711 11.6	688 11.2	485 7.9	6129 100.0

Number of Missing Observations: 306

Question 68h (How old were you when you first attacked someone with the idea of seriously hurting them?) by GRADE

SEX = female

		6TH	7TH	8TH	9TH	10TH	11TH	12TH	Row Total
NEVER HAVE	0	471 92.5	539 88.1	533 83.6	373 83.5	313 82.9	286 83.2	233 89.0	2747 86.2
	10	7 1.4	23 3.8	23 3.6	16 3.7	1 .4	10 3.0	4 1.4	85 2.7
10 OR YOUNGER	11	21 4.1	17 2.7	10 1.6	6 1.4	6 1.5	3 .7	1 .4	63 2.0
	12	8 1.6	11 1.9	25 4.0	5 1.2	7 1.7	7 2.0	2 .9	66 2.1
11	13	2 .3	16 2.6	25 3.9	15 3.3	9 2.3	8 2.2	2 .8	75 2.4
	14		3 .6	18 2.9	22 5.0	13 3.3	2 .5	5 1.8	63 2.0
12	15		1 .2	3 .5	8 1.8	18 4.8	13 3.9	5 1.8	49 1.5
	16		1 .1		1 .2	12 3.1	14 4.1	4 1.5	31 1.0
13	17	1 .1					1 .3	6 2.5	8 .3
	17 OR OLDER								
Column Total		509 16.0	612 19.2	637 20.0	447 14.0	377 11.8	343 10.8	262 8.2	3187 100.0

SEX = male

		6TH	7TH	8TH	9TH	10TH	11TH	12TH	Row Total
NEVER HAVE	0	422 81.1	443 74.9	427 75.0	256 69.3	239 73.3	264 75.8	166 74.6	2218 75.2
	10	39 7.6	51 8.6	47 8.2	26 7.1	25 7.7	17 4.9	7 3.1	212 7.2
10 OR YOUNGER	11	34 6.5	33 5.5	14 2.4	11 2.9	3 .9	4 1.0	3 1.1	101 3.4
	12	18 3.5	32 5.4	26 4.5	15 4.1	8 2.6	7 1.9	4 1.6	110 3.7
11	13	6 1.2	29 4.8	27 4.7	23 6.3	5 1.7	9 2.5	8 3.6	107 3.6
	14		4 .6	23 4.1	18 4.8	14 4.3	18 5.3	7 3.0	83 2.8
12	15		1 .1	5 .9	16 4.4	22 6.9	8 2.4	11 5.1	64 2.2
	16				5 1.2	8 2.4	9 2.7	11 5.1	33 1.1
13	17			1 .2		1 .2	12 3.4	6 2.8	20 .7
	17 OR OLDER								
Column Total		520 17.6	591 20.1	570 19.3	369 12.5	326 11.1	349 11.8	223 7.6	2948 100.0

Question 68h (How old were you when you first attacked someone with the idea of seriously hurting them?) by GRADE

SEX = female & male

		6TH	7TH	8TH	9TH	10TH	11TH	12TH	Row Total
NEVER HAVE	0	893 86.8	982 81.6	960 79.6	628 77.0	552 78.4	550 79.5	400 82.4	4965 80.9
	10	46 4.5	74 6.2	69 5.7	42 5.2	27 3.8	27 4.0	11 2.2	297 4.8
10 OR YOUNGER	11	55 5.3	50 4.1	24 2.0	17 2.1	9 1.2	6 .9	4 .7	163 2.7
	12	27 2.6	43 3.6	51 4.2	20 2.5	15 2.1	14 2.0	6 1.2	175 2.9
11	13	8 .8	44 3.7	51 4.2	38 4.7	14 2.0	16 2.4	10 2.1	182 3.0
	14		7 .6	41 3.4	40 4.9	27 3.8	20 2.9	11 2.3	147 2.4
12	15		2 .2	9 .7	24 3.0	41 5.8	22 3.1	16 3.3	113 1.8
	16		1 .1		5 .7	19 2.7	24 3.4	15 3.2	64 1.0
13	17	1 .1		1 .1		1 .1	13 1.8	13 2.6	28 .5
	17 OR OLDER								
Column		1029	1203	1207	816	703	692	485	6135
Total		16.8	19.6	19.7	13.3	11.5	11.3	7.9	100.0
Number of Missing Observations: 300									

Question 69a (How wrong do you think it is for someone your age to take a handgun to school?) by GRADE

SEX = female

		6TH	7TH	8TH	9TH	10TH	11TH	12TH	Row Total
Very Wrong	1	468 91.4	517 83.7	523 82.6	385 86.6	343 88.7	314 91.9	250 95.9	2800 87.6
	2	33 6.4	71 11.5	72 11.4	38 8.5	34 8.9	21 6.2	8 3.2	277 8.7
Little Bit	3	6 1.2	24 3.9	30 4.7	16 3.5	8 2.2	4 1.3	2 .6	90 2.8
	4	5 1.0	6 1.0	9 1.4	6 1.4	1 .3	2 .6	1 .3	30 .9
Column Total		512 16.0	618 19.3	633 19.8	444 13.9	387 12.1	342 10.7	261 8.1	3197 100.0

SEX = male

		6TH	7TH	8TH	9TH	10TH	11TH	12TH	Row Total
Very Wrong	1	468 89.8	464 76.9	446 78.6	267 71.0	264 79.7	289 83.0	181 81.0	2378 80.1
	2	37 7.1	85 14.1	71 12.6	60 16.1	44 13.2	40 11.4	26 11.7	363 12.2
Little Bit	3	9 1.7	33 5.5	28 4.9	29 7.8	16 4.9	14 3.9	6 2.8	136 4.6
	4	7 1.4	22 3.6	22 3.9	19 5.0	7 2.1	6 1.7	10 4.5	93 3.1
Column Total		522 17.6	603 20.3	567 19.1	376 12.6	331 11.1	348 11.7	223 7.5	2970 100.0

SEX = female & male

		6TH	7TH	8TH	9TH	10TH	11TH	12TH	Row Total
Very Wrong	1	937 90.6	981 80.3	969 80.7	651 79.5	607 84.5	603 87.4	431 89.0	5179 84.0
	2	70 6.8	156 12.8	143 11.9	98 12.0	78 10.8	61 8.8	35 7.2	641 10.4
Little Bit	3	15 1.4	57 4.7	58 4.8	45 5.5	25 3.4	18 2.6	8 1.6	225 3.7
	4	12 1.2	27 2.2	31 2.6	25 3.1	8 1.2	8 1.1	11 2.2	122 2.0
Column Total		1034 16.8	1222 19.8	1200 19.5	820 13.3	718 11.6	690 11.2	484 7.8	6167 100.0

Number of Missing Observations: 268

Question 69b (How wrong do you think it is for someone your age to steal anything worth more than \$5.00?) by GRADE

SEX = female

		6TH	7TH	8TH	9TH	10TH	11TH	12TH	Row Total
Very Wrong	1	368 72.2	317 51.4	275 43.4	213 48.0	161 42.0	181 52.8	161 62.3	1675 52.6
	2	98 19.3	181 29.4	208 32.8	141 31.8	119 31.2	113 33.1	68 26.2	929 29.2
Wrong	3	34 6.7	103 16.8	108 17.0	68 15.3	79 20.5	38 11.1	25 9.8	455 14.3
	4	9 1.7	14 2.4	43 6.7	22 4.9	24 6.3	10 3.0	4 1.7	126 4.0
Little Bit									
Not at All									
Column Total		509 16.0	616 19.3	633 19.9	444 13.9	383 12.0	343 10.8	259 8.1	3186 100.0

SEX = male

		6TH	7TH	8TH	9TH	10TH	11TH	12TH	Row Total
Very Wrong	1	352 67.7	291 48.5	264 46.3	146 38.9	113 34.0	156 44.6	97 43.7	1418 47.8
	2	102 19.6	137 22.8	169 29.7	115 30.6	116 35.1	129 36.8	83 37.4	851 28.7
Wrong	3	49 9.5	98 16.4	88 15.4	66 17.7	67 20.3	50 14.4	28 12.6	447 15.1
	4	17 3.2	74 12.3	49 8.6	48 12.9	35 10.6	15 4.2	14 6.4	252 8.5
Little Bit									
Not at All									
Column Total		520 17.5	600 20.2	569 19.2	376 12.7	331 11.2	349 11.8	223 7.5	2969 100.0

SEX = female & male

		6TH	7TH	8TH	9TH	10TH	11TH	12TH	Row Total
Very Wrong	1	720 69.9	608 50.0	538 44.8	359 43.8	273 38.3	337 48.7	259 53.7	3094 50.3
	2	200 19.4	318 26.2	377 31.4	256 31.3	235 33.0	242 35.0	151 31.4	1780 28.9
Wrong	3	84 8.1	202 16.6	195 16.2	134 16.4	146 20.4	88 12.8	53 11.1	902 14.7
	4	26 2.5	88 7.3	91 7.6	70 8.5	59 8.3	25 3.6	18 3.8	378 6.1
Little Bit									
Not at All									
Column Total		1030 16.7	1216 19.8	1202 19.5	819 13.3	714 11.6	692 11.2	482 7.8	6154 100.0

Number of Missing Observations: 281

Question 69c (How wrong do you think it is for someone your age to pick a fight with someone?) by GRADE

SEX = female

		6TH	7TH	8TH	9TH	10TH	11TH	12TH	Row Total
Very Wrong	1	231 45.2	165 26.8	150 23.8	123 27.4	89 23.5	117 34.1	100 38.7	975 30.6
	2	164 32.1	202 32.8	193 30.6	148 33.1	130 34.6	133 38.8	85 32.9	1056 33.2
Little Bit	3	78 15.2	178 29.0	191 30.3	122 27.3	113 30.1	73 21.2	64 24.6	819 25.7
	4	38 7.4	70 11.3	97 15.4	55 12.2	45 11.8	21 6.0	10 3.8	334 10.5
Column Total		510 16.0	615 19.3	631 19.8	448 14.1	377 11.8	343 10.8	260 8.2	3184 100.0

SEX = male

		6TH	7TH	8TH	9TH	10TH	11TH	12TH	Row Total
Very Wrong	1	205 39.6	158 26.1	119 21.0	75 20.1	62 18.9	87 25.1	59 26.5	766 25.8
	2	147 28.3	135 22.4	171 30.1	85 22.7	105 31.7	117 33.7	67 30.1	826 27.9
Little Bit	3	116 22.4	176 29.1	161 28.5	136 36.2	87 26.5	91 26.3	65 29.1	833 28.1
	4	50 9.7	135 22.4	115 20.4	79 21.0	75 22.8	52 15.0	32 14.4	539 18.2
Column Total		518 17.5	604 20.4	567 19.1	376 12.7	329 11.1	347 11.7	223 7.5	2964 100.0

SEX = female & male

		6TH	7TH	8TH	9TH	10TH	11TH	12TH	Row Total
Very Wrong	1	436 42.4	323 26.5	269 22.5	198 24.1	151 21.4	204 29.5	160 33.0	1741 28.3
	2	311 30.2	337 27.6	363 30.4	234 28.4	235 33.3	250 36.2	152 31.6	1882 30.6
Little Bit	3	194 18.8	354 29.1	352 29.4	258 31.4	201 28.4	164 23.8	129 26.7	1652 26.9
	4	88 8.6	205 16.8	213 17.7	134 16.2	120 17.0	73 10.5	42 8.7	874 14.2
Column Total		1029 16.7	1219 19.8	1198 19.5	823 13.4	706 11.5	690 11.2	483 7.9	6148 100.0

Number of Missing Observations: 287

Question 69d (How wrong do you think it is for someone your age to attack someone with the idea of seriously hurting them?) by GRADE

SEX = female

		6TH	7TH	8TH	9TH	10TH	11TH	12TH	Row Total
Very Wrong	1	423 82.7	409 66.6	426 67.8	304 67.9	241 63.7	257 75.1	199 76.8	2259 71.0
	2	55 10.7	128 20.8	99 15.7	92 20.4	75 19.9	59 17.3	35 13.7	543 17.1
Little Bit	3	20 4.0	54 8.8	65 10.4	35 7.7	45 12.0	16 4.6	20 7.6	255 8.0
	4	14 2.6	23 3.7	38 6.0	17 3.9	17 4.5	10 3.0	5 1.9	124 3.9
Column Total		512 16.1	614 19.3	628 19.7	448 14.1	378 11.9	342 10.8	259 8.1	3181 100.0

SEX = male

		6TH	7TH	8TH	9TH	10TH	11TH	12TH	Row Total
Very Wrong	1	381 73.6	331 55.1	300 53.0	185 49.9	155 46.9	192 55.3	123 55.1	1668 56.4
	2	79 15.3	133 22.2	142 25.0	78 21.1	91 27.3	82 23.6	53 23.8	658 22.3
Little Bit	3	31 6.0	81 13.5	65 11.5	54 14.5	51 15.3	50 14.4	31 14.0	363 12.3
	4	26 5.1	56 9.3	59 10.5	54 14.5	34 10.4	23 6.7	16 7.0	269 9.1
Column Total		518 17.5	602 20.3	566 19.1	371 12.6	331 11.2	347 11.7	223 7.5	2958 100.0

SEX = female & male

		6TH	7TH	8TH	9TH	10TH	11TH	12TH	Row Total
Very Wrong	1	804 78.1	741 60.9	726 60.8	489 59.7	396 55.8	449 65.2	322 66.8	3927 64.0
	2	134 13.0	261 21.5	240 20.1	170 20.7	166 23.3	141 20.5	89 18.4	1201 19.6
Little Bit	3	51 5.0	135 11.1	131 10.9	88 10.8	96 13.6	66 9.6	51 10.6	619 10.1
	4	40 3.9	79 6.5	97 8.1	71 8.7	51 7.3	33 4.8	21 4.3	392 6.4
Column Total		1030 16.8	1216 19.8	1194 19.4	819 13.3	709 11.6	690 11.2	482 7.8	6139 100.0

Number of Missing Observations: 296

Question 70 (I ignore rules that get in my way.) by GRADE

SEX = female

		6TH	7TH	8TH	9TH	10TH	11TH	12TH	Row Total
Very False	1	331	224	227	110	81	117	93	1184
		65.5	36.4	36.0	24.6	21.3	34.1	35.9	37.2
Somewhat False	2	102	222	209	176	169	121	101	1100
		20.1	36.0	33.1	39.3	44.4	35.4	39.0	34.6
Somewhat True	3	56	143	151	137	117	94	60	758
		11.0	23.2	23.9	30.6	30.8	27.3	23.2	23.8
Very True	4	17	27	44	25	13	11	5	142
		3.3	4.3	7.0	5.5	3.5	3.2	2.0	4.5
Column Total		505	615	632	448	380	343	260	3183
		15.9	19.3	19.8	14.1	11.9	10.8	8.2	100.0

SEX = male

		6TH	7TH	8TH	9TH	10TH	11TH	12TH	Row Total
Very False	1	288	218	183	96	77	77	44	982
		55.7	36.5	32.2	25.6	23.4	22.1	19.8	33.2
Somewhat False	2	133	184	211	138	106	119	83	974
		25.8	30.7	37.1	36.9	32.2	34.3	37.3	32.9
Somewhat True	3	69	135	122	106	131	126	81	769
		13.4	22.6	21.5	28.2	39.6	36.4	36.2	26.0
Very True	4	27	61	53	35	16	25	15	232
		5.2	10.2	9.3	9.3	4.9	7.3	6.8	7.8
Column Total		518	597	567	375	330	347	223	2957
		17.5	20.2	19.2	12.7	11.2	11.7	7.5	100.0

SEX = female & male

		6TH	7TH	8TH	9TH	10TH	11TH	12TH	Row Total
Very False	1	619	442	410	206	158	194	138	2166
		60.6	36.4	34.2	25.0	22.3	28.1	28.5	35.3
Somewhat False	2	235	405	420	315	275	240	185	2075
		23.0	33.4	35.0	38.2	38.7	34.8	38.2	33.8
Somewhat True	3	125	278	273	243	248	220	141	1526
		12.2	22.9	22.7	29.5	34.9	31.9	29.2	24.9
Very True	4	43	88	97	60	29	36	20	374
		4.2	7.2	8.1	7.2	4.1	5.3	4.2	6.1
Column Total		1022	1212	1199	823	710	691	483	6141
		16.6	19.7	19.5	13.4	11.6	11.2	7.9	100.0

Number of Missing Observations: 294

Question 71 (It is alright to beat up people if they start the fight.) by GRADE

SEX = female

		6TH	7TH	8TH	9TH	10TH	11TH	12TH	Row Total
NO!	1	259 51.4	159 25.7	144 22.8	110 24.7	78 20.5	94 27.5	63 24.3	907 28.5
	2	132 26.2	218 35.3	199 31.4	138 31.0	130 33.9	105 30.7	109 41.8	1030 32.4
yes	3	57 11.3	153 24.8	145 22.9	109 24.5	94 24.6	91 26.6	53 20.5	702 22.1
	4	56 11.1	88 14.2	144 22.9	88 19.7	81 21.1	52 15.3	35 13.4	544 17.1
Column Total		504 15.8	617 19.4	632 19.8	446 14.0	382 12.0	342 10.7	260 8.2	3183 100.0

SEX = male

		6TH	7TH	8TH	9TH	10TH	11TH	12TH	Row Total
NO!	1	150 28.8	73 12.2	57 10.1	42 11.3	25 7.6	39 11.2	21 9.6	408 13.8
	2	148 28.5	126 21.1	104 18.3	58 15.7	58 17.6	77 22.0	47 21.0	618 20.9
yes	3	121 23.2	171 28.6	163 28.8	115 31.1	108 32.6	111 31.8	65 29.1	854 28.9
	4	102 19.5	228 38.2	243 42.8	155 41.8	140 42.2	122 35.0	90 40.3	1079 36.5
Column Total		521 17.6	598 20.2	567 19.2	370 12.5	331 11.2	349 11.8	223 7.5	2958 100.0

SEX = female & male

		6TH	7TH	8TH	9TH	10TH	11TH	12TH	Row Total
NO!	1	409 39.9	231 19.0	201 16.8	152 18.6	104 14.5	133 19.3	85 17.5	1315 21.4
	2	280 27.3	344 28.3	302 25.2	196 24.1	188 26.3	182 26.3	155 32.2	1648 26.8
yes	3	178 17.4	324 26.6	308 25.7	224 27.5	202 28.3	202 29.2	118 24.5	1556 25.3
	4	158 15.4	316 26.0	387 32.3	243 29.7	220 30.9	174 25.2	125 25.8	1622 26.4
Column Total		1025 16.7	1215 19.8	1199 19.5	816 13.3	713 11.6	691 11.3	483 7.9	6141 100.0

Number of Missing Observations: 294

Question 72 (It is important to be honest with your parents, even if they become upset or you get punished.) by GRADE

SEX = female

		6TH	7TH	8TH	9TH	10TH	11TH	12TH	Row Total
NO!	1	29	34	51	32	34	27	13	219
		5.7	5.4	8.1	7.1	8.8	7.9	4.8	6.9
no	2	37	84	98	91	82	85	44	521
		7.3	13.7	15.5	20.3	21.3	25.3	16.8	16.4
yes	3	144	251	255	187	168	129	113	1246
		28.6	40.6	40.2	41.7	43.7	38.3	43.1	39.1
YES!	4	295	249	229	138	100	96	92	1199
		58.4	40.3	36.2	30.8	26.1	28.6	35.2	37.6
Column Total		504	617	633	447	384	337	262	3185
		15.8	19.4	19.9	14.0	12.0	10.6	8.2	100.0

SEX = male

		6TH	7TH	8TH	9TH	10TH	11TH	12TH	Row Total
NO!	1	37	70	43	38	34	26	10	258
		7.2	11.8	7.7	10.1	10.3	7.5	4.3	8.8
no	2	45	86	62	56	42	67	39	397
		8.7	14.4	11.1	15.1	12.6	19.2	17.7	13.5
yes	3	129	219	215	172	155	145	114	1148
		24.9	36.5	38.7	46.3	47.1	41.5	51.4	39.0
YES!	4	307	223	236	106	98	111	59	1141
		59.2	37.3	42.5	28.5	29.9	31.8	26.6	38.8
Column Total		518	599	556	371	329	348	223	2944
		17.6	20.3	18.9	12.6	11.2	11.8	7.6	100.0

SEX = female & male

		6TH	7TH	8TH	9TH	10TH	11TH	12TH	Row Total
NO!	1	66	104	94	69	68	53	22	476
		6.4	8.6	7.9	8.5	9.5	7.7	4.6	7.8
no	2	82	171	160	147	123	152	83	918
		8.0	14.0	13.4	17.9	17.3	22.2	17.2	15.0
yes	3	273	469	470	358	322	274	227	2394
		26.7	38.6	39.5	43.8	45.3	39.9	46.9	39.1
YES!	4	602	472	465	244	199	207	151	2340
		58.8	38.8	39.1	29.8	27.9	30.2	31.3	38.2
Column Total		1023	1216	1189	818	712	686	484	6128
		16.7	19.8	19.4	13.4	11.6	11.2	7.9	100.0

Number of Missing Observations: 307

Question 73a (In the past year, how many of your four best friends have been suspended from school?) by GRADE

SEX = female

		6TH	7TH	8TH	9TH	10TH	11TH	12TH	Row Total
none	0	408 80.2	421 68.1	408 64.8	269 60.6	222 58.1	252 73.9	194 74.7	2174 68.3
	1	54 10.7	99 16.1	104 16.6	82 18.3	69 18.0	57 16.6	34 13.0	499 15.7
1	2	26 5.2	47 7.5	52 8.3	43 9.6	52 13.8	16 4.7	23 8.9	260 8.2
	3	10 1.9	22 3.6	39 6.2	26 5.9	20 5.2	10 2.8	6 2.4	133 4.2
2	4	10 2.0	29 4.6	26 4.1	25 5.6	19 4.9	7 2.0	3 1.0	118 3.7
Column Total		508 16.0	618 19.4	629 19.8	445 14.0	382 12.0	342 10.7	260 8.2	3184 100.0

SEX = male

		6TH	7TH	8TH	9TH	10TH	11TH	12TH	Row Total
none	0	374 72.0	316 53.5	298 53.2	183 49.0	166 50.6	197 56.6	131 58.8	1665 56.6
	1	94 18.1	122 20.6	124 22.1	80 21.5	80 24.5	78 22.3	35 15.6	613 20.8
1	2	26 5.1	72 12.2	57 10.1	36 9.6	35 10.8	39 11.3	26 11.6	292 9.9
	3	11 2.0	28 4.7	30 5.3	33 8.8	17 5.1	27 7.8	17 7.8	162 5.5
2	4	14 2.8	53 8.9	52 9.3	41 11.0	30 9.0	7 2.0	14 6.3	211 7.2
Column Total		520 17.7	590 20.0	560 19.0	374 12.7	328 11.1	348 11.8	223 7.6	2943 100.0

SEX = female & male

		6TH	7TH	8TH	9TH	10TH	11TH	12TH	Row Total
none	0	782 76.1	737 61.0	706 59.3	452 55.3	387 54.6	449 65.2	325 67.3	3839 62.7
	1	149 14.4	221 18.3	228 19.2	162 19.8	149 21.0	134 19.5	68 14.2	1112 18.1
1	2	53 5.1	119 9.8	109 9.2	79 9.6	88 12.4	55 8.0	49 10.2	552 9.0
	3	20 2.0	50 4.1	69 5.8	59 7.2	37 5.2	37 5.3	23 4.9	295 4.8
2	4	24 2.4	81 6.7	78 6.5	66 8.1	48 6.8	14 2.0	17 3.5	329 5.4
Column Total		1028 16.8	1208 19.7	1189 19.4	819 13.4	710 11.6	689 11.2	483 7.9	6126 100.0

Number of Missing Observations: 309

Question 73b (In the past year, how many of your four best friends have carried a handgun?) by GRADE

SEX = female

		6TH	7TH	8TH	9TH	10TH	11TH	12TH	Row Total
none	0	484 97.3	591 96.2	598 95.5	416 93.6	353 94.8	329 96.6	247 94.8	3019 95.6
	1	9 1.7	17 2.8	12 1.9	20 4.6	12 3.2	8 2.4	12 4.5	90 2.8
1	2	2 .4	1 .2	4 .6	4 .9	7 1.9		1 .4	20 .6
	3	2 .5	3 .4	2 .2	1 .3		3 1.0	1 .3	12 .4
2	4	0 .1	2 .3	11 1.7	2 .6	1 .2			16 .5
	Column Total	498 15.8	614 19.5	627 19.9	444 14.1	373 11.8	340 10.8	261 8.3	3157 100.0

SEX = male

		6TH	7TH	8TH	9TH	10TH	11TH	12TH	Row Total
none	0	492 94.9	543 92.1	504 90.2	312 83.8	299 91.5	330 94.6	204 91.9	2685 91.4
	1	11 2.0	30 5.1	34 6.0	25 6.7	16 4.9	11 3.1	13 5.7	139 4.7
1	2	3 .7	5 .8	4 .8	18 4.9	4 1.2	6 1.7	5 2.1	45 1.5
	3	2 .4	6 1.0	5 .9	6 1.6		1 .4		21 .7
2	4	10 2.0	5 .9	12 2.1	11 3.1	8 2.4	1 .3	1 .3	48 1.6
	Column Total	518 17.6	589 20.1	559 19.0	373 12.7	327 11.1	349 11.9	222 7.5	2938 100.0

SEX = female & male

		6TH	7TH	8TH	9TH	10TH	11TH	12TH	Row Total
none	0	976 96.1	1134 94.2	1103 93.0	728 89.1	653 93.2	659 95.6	451 93.5	5704 93.6
	1	19 1.9	47 3.9	46 3.8	45 5.5	28 4.0	19 2.8	24 5.1	229 3.8
1	2	6 .6	6 .5	8 .7	22 2.7	11 1.5	6 .8	6 1.2	65 1.1
	3	5 .5	9 .7	7 .6	7 .9		5 .7	1 .1	33 .5
2	4	11 1.0	7 .6	23 1.9	14 1.7	8 1.2	1 .2	1 .1	64 1.1
	Column Total	1016 16.7	1204 19.7	1186 19.5	817 13.4	700 11.5	689 11.3	482 7.9	6095 100.0

Number of Missing Observations: 340

Question 73c (In the past year, how many of your four best friends have sold illegal drugs?) by GRADE

SEX = female

		6TH	7TH	8TH	9TH	10TH	11TH	12TH	Row Total
none	0	473 94.7	533 87.8	519 82.9	345 77.9	230 61.8	239 70.4	192 74.0	2533 80.4
	1	19 3.7	48 7.9	52 8.4	47 10.5	62 16.7	59 17.3	34 13.2	320 10.2
1	2	2 .5	17 2.8	22 3.5	21 4.7	46 12.3	25 7.3	21 8.0	153 4.9
	3	4 .8	1 .2	19 3.0	18 4.1	17 4.7	11 3.2	8 3.1	78 2.5
2	4	2 .3	8 1.3	14 2.3	12 2.8	17 4.6	6 1.8	4 1.7	64 2.0
	Column Total	500 15.9	607 19.3	626 19.9	443 14.1	373 11.8	339 10.8	260 8.3	3149 100.0

SEX = male

		6TH	7TH	8TH	9TH	10TH	11TH	12TH	Row Total
none	0	482 93.8	498 84.4	431 78.7	231 61.8	208 63.8	242 69.2	141 63.1	2231 76.4
	1	16 3.2	48 8.1	52 9.5	45 12.1	58 17.9	58 16.7	43 19.4	321 11.0
1	2	5 1.1	27 4.6	31 5.6	39 10.4	25 7.8	19 5.3	20 8.9	166 5.7
	3	3 .6	6 1.1	15 2.8	21 5.7	12 3.7	16 4.6	7 3.3	82 2.8
2	4	7 1.4	11 1.9	19 3.4	37 9.9	22 6.8	15 4.2	12 5.3	122 4.2
	Column Total	514 17.6	590 20.2	547 18.7	373 12.8	325 11.1	350 12.0	223 7.6	2922 100.0

SEX = female & male

		6TH	7TH	8TH	9TH	10TH	11TH	12TH	Row Total
none	0	955 94.3	1031 86.1	950 80.9	576 70.6	438 62.7	481 69.8	333 69.0	4764 78.5
	1	35 3.4	96 8.0	104 8.9	92 11.3	120 17.2	117 17.0	78 16.1	642 10.6
1	2	8 .8	44 3.7	52 4.5	60 7.3	71 10.2	44 6.3	40 8.4	319 5.3
	3	7 .7	8 .6	34 2.9	39 4.8	30 4.2	27 3.9	15 3.2	160 2.6
2	4	9 .9	19 1.6	33 2.8	49 6.1	39 5.6	21 3.0	16 3.4	186 3.1
	Column Total	1014 16.7	1197 19.7	1173 19.3	816 13.4	698 11.5	689 11.4	483 8.0	6070 100.0

Number of Missing Observations: 365

Question 73d (In the past year, how many of your four best friends have stolen or tried to steal a vehicle such as a car or motorcycle?) by GRADE

SEX = female

		6TH	7TH	8TH	9TH	10TH	11TH	12TH	Row Total
none	0	483 95.8	560 90.9	558 88.8	379 85.4	320 85.3	313 91.5	248 95.2	2860 90.2
	1	13 2.6	34 5.5	39 6.2	44 9.8	37 10.0	22 6.4	10 3.7	199 6.3
1	2	5 .9	17 2.7	16 2.5	16 3.6	11 2.8	2 .6	0 .1	66 2.1
	3	2 .3	2 .4	9 1.4	2 .5	7 1.9	1 .4	3 1.0	26 .8
2	4	2 .4	3 .5	7 1.2	3 .7		4 1.2		20 .6
	Column Total	504 15.9	616 19.4	628 19.8	443 14.0	375 11.8	342 10.8	261 8.2	3169 100.0

SEX = male

		6TH	7TH	8TH	9TH	10TH	11TH	12TH	Row Total
none	0	482 93.6	528 89.7	487 87.0	286 77.9	278 84.8	323 92.5	205 91.9	2589 88.3
	1	19 3.6	42 7.1	40 7.1	49 13.3	28 8.7	15 4.4	11 5.0	204 7.0
1	2	5 .9	6 1.0	11 1.9	18 4.8	11 3.2	5 1.4	4 1.6	57 2.0
	3	4 .8	5 .8	10 1.7	8 2.1	4 1.2	2 .7	3 1.2	35 1.2
2	4	6 1.1	9 1.5	12 2.2	7 2.0	7 2.1	4 1.0	1 .3	45 1.5
	Column Total	515 17.6	588 20.1	559 19.1	367 12.5	327 11.2	350 11.9	223 7.6	2930 100.0

SEX = female & male

		6TH	7TH	8TH	9TH	10TH	11TH	12TH	Row Total
none	0	965 94.7	1088 90.3	1044 88.0	665 82.0	598 85.1	636 92.0	453 93.7	5449 89.3
	1	32 3.1	76 6.3	79 6.6	92 11.4	66 9.4	37 5.4	21 4.3	402 6.6
1	2	9 .9	22 1.8	26 2.2	34 4.2	21 3.0	7 1.0	4 .8	123 2.0
	3	6 .6	7 .6	18 1.5	10 1.2	11 1.6	4 .5	5 1.1	61 1.0
2	4	8 .8	12 1.0	20 1.7	10 1.3	7 1.0	8 1.1	1 .1	65 1.1
	Column Total	1020 16.7	1204 19.7	1187 19.5	811 13.3	703 11.5	691 11.3	484 7.9	6100 100.0

Number of Missing Observations: 335

Question 73e (In the past year, how many of your four best friends have been arrested?)
by GRADE

SEX = female

		6TH	7TH	8TH	9TH	10TH	11TH	12TH	Row Total
none	0	470 93.0	517 84.1	521 82.8	351 78.9	300 80.2	290 84.9	206 78.9	2654 83.7
	1	21 4.2	48 7.8	53 8.5	61 13.8	37 9.9	34 9.9	39 15.0	293 9.3
1	2	8 1.6	28 4.6	33 5.3	20 4.6	26 7.1	11 3.1	11 4.2	138 4.4
	3	2 .4	9 1.5	10 1.6	7 1.5	5 1.3	4 1.2	3 1.1	40 1.3
2	4	4 .8	12 2.0	11 1.8	6 1.3	6 1.6	3 .8	2 .8	45 1.4
	Column Total	505 15.9	615 19.4	629 19.8	444 14.0	374 11.8	342 10.8	261 8.2	3170 100.0

SEX = male

		6TH	7TH	8TH	9TH	10TH	11TH	12TH	Row Total
none	0	455 87.9	451 76.8	429 76.8	255 68.9	262 79.4	270 77.2	170 76.3	2292 78.1
	1	33 6.3	67 11.3	67 12.0	50 13.6	37 11.1	39 11.2	29 13.1	322 11.0
1	2	12 2.3	32 5.4	29 5.3	34 9.3	18 5.3	15 4.3	13 5.8	153 5.2
	3	7 1.4	17 2.9	13 2.3	11 3.0	6 1.8	15 4.4	6 2.9	76 2.6
2	4	11 2.1	21 3.6	20 3.7	19 5.2	8 2.3	10 2.8	4 2.0	93 3.2
	Column Total	518 17.6	587 20.0	559 19.1	370 12.6	330 11.2	350 11.9	223 7.6	2936 100.0

SEX = female & male

		6TH	7TH	8TH	9TH	10TH	11TH	12TH	Row Total
none	0	925 90.4	968 80.5	950 80.0	605 74.3	562 79.8	560 81.0	375 77.7	4946 81.0
	1	54 5.3	115 9.5	120 10.1	111 13.7	74 10.5	73 10.6	68 14.1	615 10.1
1	2	20 2.0	60 5.0	63 5.3	55 6.7	44 6.3	26 3.7	24 4.9	291 4.8
	3	9 .9	26 2.2	23 1.9	18 2.2	11 1.5	20 2.9	9 1.9	116 1.9
2	4	15 1.5	33 2.8	32 2.7	25 3.1	14 2.0	13 1.8	7 1.4	138 2.3
	Column Total	1023 16.7	1203 19.7	1188 19.5	814 13.3	704 11.5	692 11.3	483 7.9	6106 100.0

Number of Missing Observations: 329

Question 73f (In the past year, how many of your four best friends have dropped out of school?) by GRADE

SEX = female

		6TH	7TH	8TH	9TH	10TH	11TH	12TH	Row Total
none	0	477 94.5	565 92.0	569 90.8	377 86.0	293 77.9	292 85.2	215 82.6	2787 88.2
	1	18 3.6	31 5.1	39 6.3	45 10.2	55 14.6	39 11.3	31 11.8	257 8.1
2	2	2 .3	9 1.4	5 .8	10 2.4	19 5.0	7 2.0	7 2.5	58 1.8
	3	5 .9	7 1.1	3 .5	4 .9	4 1.2	1 .4	4 1.4	27 .9
4	4	3 .7	3 .4	11 1.7	2 .6	5 1.4	3 1.0	4 1.7	32 1.0
Column Total		504 15.9	614 19.4	627 19.8	438 13.9	376 11.9	342 10.8	261 8.2	3162 100.0

SEX = male

		6TH	7TH	8TH	9TH	10TH	11TH	12TH	Row Total
none	0	490 95.6	536 90.8	518 92.7	318 85.4	285 86.6	304 86.9	187 84.0	2639 89.8
	1	15 3.0	35 6.0	26 4.6	40 10.7	28 8.6	30 8.7	23 10.3	197 6.7
2	2	2 .5	10 1.6	7 1.3	8 2.3	11 3.3	10 3.0	7 3.3	57 1.9
	3		2 .3	2 .4	3 .9	2 .7	2 .6	5 2.2	17 .6
4	4	5 1.0	8 1.3	5 1.0	3 .8	3 .8	3 .9	0 .1	27 .9
Column Total		512 17.4	591 20.1	559 19.0	372 12.7	330 11.2	350 11.9	223 7.6	2937 100.0

SEX = female & male

		6TH	7TH	8TH	9TH	10TH	11TH	12TH	Row Total
none	0	966 95.0	1102 91.4	1088 91.7	695 85.7	578 82.0	595 86.1	403 83.2	5426 89.0
	1	33 3.3	66 5.5	65 5.5	84 10.4	83 11.8	69 10.0	54 11.1	454 7.4
2	2	4 .4	18 1.5	12 1.0	19 2.3	30 4.2	17 2.5	14 2.9	115 1.9
	3	5 .5	8 .7	5 .4	7 .9	7 1.0	3 .5	9 1.8	45 .7
4	4	8 .8	10 .9	16 1.4	5 .7	8 1.1	6 .9	5 1.0	59 1.0
Column Total		1017 16.7	1205 19.8	1186 19.5	810 13.3	705 11.6	692 11.3	484 7.9	6099 100.0

Number of Missing Observations: 336

Question 74a (How many times in the past year (the last 12 months) have you been suspended from school?) by GRADE

SEX = female

		6TH	7TH	8TH	9TH	10TH	11TH	12TH	Row Total
NEVER	0	490	576	570	408	319	332	237	2932
		96.4	93.7	91.4	91.7	84.6	97.0	91.5	92.5
1 OR 2 TIMES	1	16	20	40	22	46	10	19	172
		3.1	3.3	6.4	4.9	12.1	2.8	7.2	5.4
3 to 5 TIMES	3	1	11	5	5	11	1	3	36
		.1	1.7	.9	1.1	2.9	.2	1.3	1.1
6 TO 9 TIMES	6	2	3	1	6	2			13
		.3	.5	.2	1.4	.4			.4
10 TO 19 TIMES	10		2	2	3		0		8
			.3	.4	.7		.1		.2
20 TO 29 TIMES	20			1					1
				.1					.0
30 TO 39 TIMES	30		2	4	1				7
			.3	.7	.1				.2
40+ TIMES	40	0	1						2
		.1	.2						.0
Column Total		508	615	623	445	377	342	259	3170
		16.0	19.4	19.7	14.0	11.9	10.8	8.2	100.0

SEX = male

		6TH	7TH	8TH	9TH	10TH	11TH	12TH	Row Total
NEVER	0	466	492	444	306	261	294	186	2449
		91.0	83.6	80.5	82.5	79.9	84.6	84.2	83.9
1 OR 2 TIMES	1	31	68	62	47	49	35	25	317
		6.0	11.6	11.2	12.8	15.0	10.0	11.4	10.9
3 to 5 TIMES	3	5	16	29	11	13	11	8	93
		1.0	2.8	5.3	2.9	3.9	3.2	3.5	3.2
6 TO 9 TIMES	6	7	4	11	1	2	2	1	28
		1.3	.7	2.0	.2	.7	.6	.3	1.0
10 TO 19 TIMES	10	1	4	1	2	1	6	1	17
		.2	.7	.2	.6	.4	1.6	.6	.6
20 TO 29 TIMES	20		1	1					2
			.2	.1					.1
30 TO 39 TIMES	30	1			3	0			3
		.1			.7	.1			.1
40+ TIMES	40	2	2	4	1				9
		.3	.4	.7	.3				.3
Column Total		512	589	551	371	327	347	221	2918
		17.5	20.2	18.9	12.7	11.2	11.9	7.6	100.0

Question 74a (How many times in the past year (the last 12 months) have you been suspended from school?) by GRADE

SEX = female & male

		6TH	7TH	8TH	9TH	10TH	11TH	12TH	Row Total
NEVER	0	956	1069	1014	714	581	625	423	5381
		93.6	88.8	86.3	87.5	82.4	90.7	88.2	88.4
1 OR 2 TIMES	1	47	88	102	69	95	44	44	489
		4.6	7.3	8.7	8.5	13.4	6.4	9.1	8.0
3 to 5 TIMES	3	6	27	34	16	24	12	11	129
		.6	2.2	2.9	1.9	3.3	1.7	2.3	2.1
6 TO 9 TIMES	6	8	7	12	7	4	2	1	41
		.8	.6	1.0	.9	.5	.3	.2	.7
10 TO 19 TIMES	10	1	6	3	5	1	6	1	25
		.1	.5	.3	.7	.2	.9	.3	.4
20 TO 29 TIMES	20		1	1					2
			.1	.1					.0
30 TO 39 TIMES	30	1	2	4	3	0			10
		.1	.2	.4	.4	.0			.2
40+ TIMES	40	2	4	4	1				10
		.2	.3	.3	.2				.2
Column		1020	1204	1175	816	704	689	480	6088
Total		16.8	19.8	19.3	13.4	11.6	11.3	7.9	100.0

Number of Missing Observations: 347

Question 74b (How many times in the past year (the last 12 months) have you carried a handgun?) by GRADE

SEX = female

		6TH	7TH	8TH	9TH	10TH	11TH	12TH	Row Total
NEVER	0	498 98.4	592 98.1	597 95.7	433 97.0	365 97.3	341 99.3	257 98.5	3082 97.6
	1	2 .4	6 1.0	16 2.6	7 1.6	8 2.0	1 .4	2 .8	43 1.4
3 to 5 TIMES	3	3 .7	1 .1	1 .2	2 .5				7 .2
	6	1 .1		3 .4		1 .3	1 .4	1 .4	7 .2
10 TO 19 TIMES	10	1 .3	1 .2						3 .1
	20		2 .3	6 1.0	0 .1			1 .3	9 .3
30 TO 39 TIMES	30	0 .1			3 .6	1 .3			4 .1
	40		1 .2	1 .1	1 .2				3 .1
Column Total		506 16.0	603 19.1	623 19.7	446 14.1	375 11.9	343 10.9	261 8.3	3158 100.0

SEX = male

		6TH	7TH	8TH	9TH	10TH	11TH	12TH	Row Total
NEVER	0	490 95.5	550 94.0	503 91.6	330 89.4	313 94.9	334 95.6	208 94.3	2728 93.5
	1	12 2.4	24 4.1	17 3.1	15 4.1	5 1.7	5 1.5	4 2.0	83 2.9
3 to 5 TIMES	3	1 .2	3 .5	6 1.2	8 2.2	3 1.0	3 .8	1 .6	26 .9
	6	6 1.2	5 .8	5 .9	5 1.2	3 1.0	0 .1	1 .5	25 .9
10 TO 19 TIMES	10		1 .1	5 .9		1 .5	1 .1	4 1.9	12 .4
	20				3 .8		1 .2		4 .1
30 TO 39 TIMES	30	1 .2		3 .5	4 1.0				8 .3
	40	2 .5	4 .6	10 1.9	4 1.2	3 .9	5 1.6	2 .7	31 1.1
Column Total		514 17.6	585 20.1	550 18.8	369 12.6	330 11.3	350 12.0	220 7.5	2917 100.0

Question 74b (How many times in the past year (the last 12 months) have you carried a handgun?) by GRADE

SEX = female & male

		6TH	7TH	8TH	9TH	10TH	11TH	12TH	Row Total
NEVER	0	988 96.9	1142 96.1	1100 93.8	763 93.6	678 96.2	675 97.4	464 96.6	5810 95.7
	1	15 1.4	30 2.5	33 2.8	22 2.7	13 1.8	7 1.0	6 1.3	126 2.1
3 to 5 TIMES	3	5 .4	3 .3	8 .7	10 1.3	3 .5	3 .4	1 .3	33 .5
	6	7 .7	5 .4	7 .6	5 .6	5 .7	2 .2	2 .5	32 .5
10 TO 19 TIMES	10	1 .1	2 .1	5 .4		1 .2	1 .1	4 .9	14 .2
	20		2 .2	6 .5	3 .4		1 .1	1 .1	13 .2
30 TO 39 TIMES	30	1 .1		3 .2	7 .8	1 .2			12 .2
	40	2 .2	5 .4	11 .9	5 .6	3 .4	5 .8	2 .3	33 .5
Column Total		1020 16.8	1189 19.6	1173 19.3	815 13.4	705 11.6	693 11.4	481 7.9	6074 100.0

Number of Missing Observations: 361

Question 74c (How many times in the past year (the last 12 months) have sold illegal drugs?) by GRADE

SEX = female

		6TH	7TH	8TH	9TH	10TH	11TH	12TH	Row Total
NEVER	0	500	586	598	412	300	320	239	2955
		98.9	97.4	95.9	94.0	80.2	93.2	92.6	94.0
1 OR 2 TIMES	1	5	5	10	7	42	12	11	91
		.9	.9	1.6	1.7	11.2	3.4	4.1	2.9
3 to 5 TIMES	3	0	7	8	5	12	8	1	40
		.1	1.1	1.2	1.2	3.1	2.2	.4	1.3
6 TO 9 TIMES	6		2	3	5	13		1	24
			.3	.4	1.2	3.4		.6	.8
10 TO 19 TIMES	10				0	1	3	1	5
					.1	.2	1.0	.3	.2
20 TO 29 TIMES	20	0		1	5	3	0	5	15
		.1		.1	1.2	.7	.1	1.9	.5
30 TO 39 TIMES	30		1	4	1				6
			.2	.7	.2				.2
40+ TIMES	40		1	1	2	4	0		8
			.2	.2	.4	1.1	.1		.3
Column Total		505	602	624	439	374	343	258	3144
		16.1	19.1	19.8	13.9	11.9	10.9	8.2	100.0

SEX = male

		6TH	7TH	8TH	9TH	10TH	11TH	12TH	Row Total
NEVER	0	494	540	500	315	275	295	190	2608
		97.5	92.8	91.1	85.8	84.6	85.7	86.6	90.2
1 OR 2 TIMES	1	6	18	16	11	18	17	11	96
		1.2	3.1	2.9	2.9	5.5	4.9	4.8	3.3
3 to 5 TIMES	3	2	4	10	19	9	11	7	62
		.5	.7	1.8	5.0	2.7	3.3	3.2	2.1
6 TO 9 TIMES	6	1	1	8	12	11	1	2	36
		.2	.2	1.4	3.3	3.4	.3	1.1	1.3
10 TO 19 TIMES	10	1	12	4	1	5	3	8	33
		.2	2.0	.8	.2	1.6	.8	3.6	1.2
20 TO 29 TIMES	20		0	4	4	2	6		16
			.0	.7	1.0	.7	1.9		.6
30 TO 39 TIMES	30		2	3	2	1		0	7
			.4	.5	.5	.2		.1	.3
40+ TIMES	40	3	5	5	5	4	11	1	33
		.5	.8	.9	1.3	1.2	3.1	.6	1.1
Column Total		507	582	548	367	325	344	219	2892
		17.5	20.1	19.0	12.7	11.2	11.9	7.6	100.0

Question 74c (How many times in the past year (the last 12 months) have sold illegal drugs?) by GRADE

SEX = female & male

		6TH	7TH	8TH	9TH	10TH	11TH	12TH	Row Total
NEVER	0	994	1126	1098	727	575	614	429	5562
		98.2	95.1	93.6	90.3	82.2	89.4	89.8	92.1
1 OR 2 TIMES	1	11	23	26	18	60	28	21	187
		1.1	2.0	2.2	2.2	8.6	4.1	4.5	3.1
3 to 5 TIMES	3	3	10	18	24	20	19	8	102
		.3	.9	1.5	2.9	2.9	2.8	1.7	1.7
6 TO 9 TIMES	6	1	3	10	17	24	1	4	60
		.1	.2	.9	2.2	3.4	.2	.8	1.0
10 TO 19 TIMES	10	1	12	4	1	6	6	9	39
		.1	1.0	.4	.1	.8	.9	1.8	.6
20 TO 29 TIMES	20	0	0	4	9	5	7	5	31
		.0	.0	.4	1.1	.7	1.0	1.0	.5
30 TO 39 TIMES	30		3	7	3	1		0	14
			.3	.6	.3	.1		.1	.2
40+ TIMES	40	3	6	6	6	8	11	1	42
		.3	.5	.5	.8	1.2	1.6	.3	.7
Column		1012	1183	1172	805	699	687	477	6036
Total		16.8	19.6	19.4	13.3	11.6	11.4	7.9	100.0
Number of Missing Observations: 399									

Question 74D (How many times in the past year (the last 12 months) have you stolen or tried to steal a motor vehicle such as a car or motorcycle?) by GRADE

SEX = female

		6TH	7TH	8TH	9TH	10TH	11TH	12TH	Row Total
NEVER	0	503 99.7	594 97.8	603 96.0	436 97.7	366 97.4	335 98.7	257 99.0	3095 97.9
	1	1 .1	6 1.0	15 2.4	5 1.1	9 2.5	3 .9	2 .9	41 1.3
1 OR 2 TIMES	3	1 .1	3 .6	1 .2	1 .2	1 .2			7 .2
	6		3 .4	1 .2	1 .1				4 .1
3 TO 5 TIMES	10	0 .1		3 .4	3 .7		1 .4		7 .2
	20	0 .1		4 .7				0 .1	5 .2
6 TO 9 TIMES	30				1 .1				1 .0
	40		1 .2	1 .1					2 .1
10 TO 19 TIMES									
20 TO 29 TIMES									
30 TO 39 TIMES									
40+ TIMES									
Column Total		505 16.0	608 19.2	629 19.9	446 14.1	376 11.9	339 10.7	259 8.2	3162 100.0

SEX = male

		6TH	7TH	8TH	9TH	10TH	11TH	12TH	Row Total
NEVER	0	501 97.7	563 96.4	519 94.2	336 90.3	311 94.3	326 95.2	218 98.6	2775 95.2
	1	10 1.9	13 2.3	14 2.5	22 5.9	8 2.5	13 3.8	2 .8	82 2.8
1 OR 2 TIMES	3		1 .2	7 1.2	8 2.1	5 1.6	3 .8		23 .8
	6			2 .4	3 .8	1 .3		1 .3	7 .2
3 TO 5 TIMES	10	1 .1	1 .2	2 .4	2 .4	3 1.0	1 .2		9 .3
	20		1 .2	3 .6				1 .3	5 .2
6 TO 9 TIMES	30			1 .2	0 .1				2 .1
	40	2 .3	4 .8	3 .5	2 .4	1 .3			12 .4
10 TO 19 TIMES									
20 TO 29 TIMES									
30 TO 39 TIMES									
40+ TIMES									
Column Total		512 17.6	584 20.0	551 18.9	373 12.8	330 11.3	343 11.8	221 7.6	2914 100.0

Question 74D (How many times in the past year (the last 12 months) have you stolen or tried to steal a motor vehicle such as a car or motorcycle?) by GRADE

SEX = female & male

		6TH	7TH	8TH	9TH	10TH	11TH	12TH	Row Total
NEVER	0	1004 98.7	1157 97.1	1123 95.2	773 94.3	677 95.9	661 97.0	475 98.8	5870 96.6
1 OR 2 TIMES	1	10 1.0	19 1.6	29 2.5	27 3.3	17 2.5	16 2.3	4 .9	123 2.0
3 to 5 Times	3	1 .1	5 .4	8 .7	9 1.0	6 .8	3 .4		30 .5
6 TO 9 TIMES	6		3 .2	3 .3	3 .4	1 .1		1 .2	11 .2
10 TO 19 TIMES	10	1 .1	1 .1	5 .4	5 .6	3 .4	2 .3		16 .3
20 TO 29 TIMES	20	0 .0	1 .1	8 .6				1 .2	10 .2
30 TO 39 TIMES	30			1 .1	1 .1				2 .0
40+ TIMES	40	2 .2	6 .5	3 .3	2 .2	1 .1			13 .2
Column Total		1018 16.7	1192 19.6	1180 19.4	819 13.5	706 11.6	682 11.2	480 7.9	6076 100.0

Number of Missing Observations: 359

Question 74e (How many times in the past year (the last 12 months) have you been arrested?) by GRADE

SEX = female

		6TH	7TH	8TH	9TH	10TH	11TH	12TH	Row Total
NEVER	0	504 99.2	575 95.2	597 95.0	431 96.7	348 93.6	337 98.2	254 97.5	3045 96.4
1 OR 2 TIMES	1	3 .7	23 3.8	25 4.0	7 1.6	18 5.0	5 1.5	5 2.0	88 2.8
3 to 5 Times	3			1 .2	3 .6	4 1.1		1 .5	9 .3
6 TO 9 TIMES	6	1 .1	1 .1		2 .4		1 .2		3 .1
10 TO 19 TIMES	10		2 .3	1 .1		1 .3			4 .1
20 TO 29 TIMES	20		2 .3		2 .4				4 .1
30 TO 39 TIMES	30			4 .7	1 .1				5 .2
40+ TIMES	40		1 .2		0 .1				2 .0
Column Total		508 16.1	604 19.1	628 19.9	445 14.1	372 11.8	343 10.9	261 8.2	3160 100.0

SEX = male

		6TH	7TH	8TH	9TH	10TH	11TH	12TH	Row Total
NEVER	0	489 95.6	540 92.0	497 90.5	329 87.9	310 94.0	322 92.7	206 93.5	2694 92.2
1 OR 2 TIMES	1	11 2.2	33 5.6	35 6.3	35 9.3	18 5.4	19 5.4	14 6.2	163 5.6
3 to 5 Times	3	3 .6	7 1.2	5 1.0		1 .4	1 .1	1 .3	18 .6
6 TO 9 TIMES	6	6 1.3	6 1.0	1 .2	4 1.1		1 .3		18 .6
10 TO 19 TIMES	10			7 1.2	2 .6				9 .3
20 TO 29 TIMES	20				0 .1		1 .2		1 .0
30 TO 39 TIMES	30				2 .4				2 .1
40+ TIMES	40	2 .3	2 .3	5 .9	2 .6	1 .2	4 1.2		15 .5
Column Total		512 17.5	587 20.1	550 18.8	374 12.8	329 11.3	347 11.9	221 7.6	2920 100.0

Question 74e (How many times in the past year (the last 12 months) have you been arrested?) by GRADE

SEX = female & male

		6TH	7TH	8TH	9TH	10TH	11TH	12TH	Row Total
NEVER	0	993	1115	1094	759	658	659	460	5739
		97.4	93.6	92.9	92.7	93.8	95.5	95.7	94.4
1 OR 2 TIMES	1	15	56	60	42	36	24	19	251
		1.4	4.7	5.1	5.1	5.1	3.5	3.9	4.1
3 to 5 Times	3	3	7	6	3	5	1	2	27
		.3	.6	.5	.3	.8	.1	.4	.5
6 TO 9 TIMES	6	7	6	1	6		2		22
		.7	.5	.1	.7		.3		.4
10 TO 19 TIMES	10		2	7	2	1			13
			.2	.6	.3	.2			.2
20 TO 29 TIMES	20		2		2		1		5
			.2		.3		.1		.1
30 TO 39 TIMES	30			4	2				6
				.4	.3				.1
40+ TIMES	40	2	3	5	2	1	4		17
		.2	.2	.4	.3	.1	.6		.3
Column		1019	1191	1177	819	701	690	481	6080
Total		16.8	19.6	19.4	13.5	11.5	11.4	7.9	100.0

Number of Missing Observations: 355

Question 74F (How many times in the past year (the last 12 months) have you attacked someone with the idea of seriously hurting them?) by GRADE

SEX = female

		6TH	7TH	8TH	9TH	10TH	11TH	12TH	Row Total
NEVER	0	471 93.0	553 90.7	548 87.2	385 86.8	319 86.1	307 89.5	244 93.5	2827 89.4
	1	22 4.3	40 6.6	42 6.7	37 8.3	34 9.2	22 6.4	12 4.7	208 6.6
3 to 5 Times	3	8 1.7	8 1.3	11 1.7	14 3.1	14 3.8	6 1.7	2 .8	63 2.0
	6	2 .3	2 .4	12 1.8	4 1.0	2 .6	6 1.8	1 .5	29 .9
10 TO 19 TIMES	10		2 .3	6 1.0	1 .1		2 .5	1 .3	12 .4
	20	2 .3	2 .4	4 .7	1 .1			0 .1	9 .3
30 TO 39 TIMES	30	0 .1			2 .6				3 .1
	40	2 .4	2 .4	6 .9		1 .3			11 .4
Column Total		507 16.0	610 19.3	629 19.9	443 14.0	370 11.7	343 10.8	261 8.2	3163 100.0

SEX = male

		6TH	7TH	8TH	9TH	10TH	11TH	12TH	Row Total
NEVER	0	436 85.3	485 81.9	441 79.9	300 80.8	279 84.9	299 85.5	181 82.1	2421 82.8
	1	54 10.6	66 11.1	54 9.8	42 11.4	35 10.7	31 8.9	22 10.0	305 10.4
3 to 5 Times	3	7 1.3	20 3.4	23 4.2	13 3.5	5 1.6	9 2.7	9 3.9	87 3.0
	6	5 1.0	4 .6	20 3.6	4 1.1	4 1.2	4 1.2	5 2.1	46 1.6
10 TO 19 TIMES	10	3 .6	7 1.1	2 .3	4 1.0	2 .7	0 .1	1 .6	19 .6
	20		1 .1	1 .1	4 1.1	1 .4		1 .3	8 .3
30 TO 39 TIMES	30			1 .2		0 .1	1 .4	2 .7	4 .2
	40	6 1.1	10 1.7	9 1.7	4 1.1	2 .5	4 1.2	1 .3	35 1.2
Column Total		511 17.5	592 20.2	552 18.9	371 12.7	328 11.2	350 12.0	221 7.6	2925 100.0

Question 74F (How many times in the past year (the last 12 months) have you attacked someone with the idea of seriously hurting them?) by GRADE

SEX = female & male

		6TH	7TH	8TH	9TH	10TH	11TH	12TH	Row Total
NEVER	0	907	1039	989	685	597	606	425	5249
		89.1	86.4	83.8	84.1	85.5	87.5	88.3	86.2
1 OR 2 TIMES	1	76	106	96	79	69	53	34	514
		7.5	8.8	8.1	9.7	9.9	7.7	7.2	8.4
3 to 5 Times	3	15	28	34	27	20	15	11	150
		1.5	2.3	2.9	3.3	2.8	2.2	2.2	2.5
6 TO 9 TIMES	6	7	6	32	9	6	10	6	75
		.7	.5	2.7	1.1	.8	1.5	1.2	1.2
10 TO 19 TIMES	10	3	9	8	4	2	2	2	30
		.3	.7	.7	.5	.3	.3	.4	.5
20 TO 29 TIMES	20	2	3	5	5	1		1	17
		.2	.2	.4	.6	.2		.2	.3
30 TO 39 TIMES	30	0		1	2	0	1	2	7
		.0		.1	.3	.0	.2	.3	.1
40+ TIMES	40	8	12	15	4	3	4	1	47
		.8	1.0	1.3	.5	.4	.6	.1	.8
Column		1018	1202	1180	815	698	693	481	6088
Total		16.7	19.7	19.4	13.4	11.5	11.4	7.9	100.0

Number of Missing Observations: 347

Question 74G (How many times in the past year (the last 12 months) have you been drunk or high at school?) by GRADE

SEX = female

		6TH	7TH	8TH	9TH	10TH	11TH	12TH	Row Total
NEVER	0	485 96.0	572 92.8	530 84.3	351 78.7	259 68.8	268 78.3	202 77.5	2667 84.0
	1	15 2.9	27 4.4	52 8.3	55 12.3	49 13.1	42 12.2	26 10.0	266 8.4
1 OR 2 TIMES	3	2 .4	9 1.5	14 2.2	16 3.6	26 6.8	15 4.2	7 2.6	88 2.8
	6		3 .4	17 2.7	5 1.1	9 2.3	5 1.3	8 2.9	45 1.4
3 TO 5 TIMES	10	1 .3	1 .2	5 .8	6 1.3	15 4.0	4 1.2	3 1.0	35 1.1
	20			2 .3	2 .5	1 .2	2 .6	6 2.5	14 .4
6 TO 9 TIMES	30	2 .3		6 1.0	3 .7	4 1.1	3 1.0		18 .6
	40	0 .1	4 .7	2 .3	8 1.9	13 3.6	4 1.2	9 3.4	41 1.3
Column Total		505 15.9	616 19.4	628 19.8	446 14.1	376 11.8	342 10.8	261 8.2	3175 100.0

SEX = male

		6TH	7TH	8TH	9TH	10TH	11TH	12TH	Row Total
NEVER	0	500 97.6	527 89.1	473 85.8	296 79.7	241 73.1	252 72.2	167 75.7	2457 83.9
	1	5 1.1	41 7.0	43 7.8	24 6.4	25 7.6	34 9.8	14 6.2	186 6.4
1 OR 2 TIMES	3	3 .7	8 1.4	12 2.1	11 3.0	28 8.4	18 5.2	12 5.5	93 3.2
	6		9 1.5	7 1.3	17 4.5	10 2.9	17 4.9	14 6.1	73 2.5
3 TO 5 TIMES	10	1 .2	3 .4	6 1.2	12 3.3	7 2.3	6 1.7	5 2.3	41 1.4
	20	1 .2		1 .1	2 .6	8 2.5	3 .8	2 .9	17 .6
6 TO 9 TIMES	30		1 .2	2 .3		2 .6	4 1.1		9 .3
	40	2 .3	2 .3	8 1.4	9 2.4	9 2.6	15 4.2	7 3.3	51 1.7
Column Total		512 17.5	591 20.2	551 18.8	372 12.7	330 11.3	350 11.9	221 7.5	2927 100.0

Question 74G (How many times in the past year (the last 12 months) have you been drunk or high at school?) by GRADE

SEX = female & male

		6TH	7TH	8TH	9TH	10TH	11TH	12TH	Row Total
NEVER	0	985	1098	1003	648	500	520	369	5124
		96.8	91.0	85.0	79.2	70.8	75.2	76.7	84.0
1 OR 2 TIMES	1	20	68	95	78	75	76	40	453
		2.0	5.6	8.1	9.6	10.6	11.0	8.3	7.4
3 to 5 Times	3	5	18	25	27	53	33	19	180
		.5	1.5	2.1	3.3	7.5	4.7	3.9	3.0
6 TO 9 TIMES	6		12	24	22	18	22	21	118
			1.0	2.0	2.6	2.6	3.2	4.4	1.9
10 TO 19 TIMES	10	3	4	12	18	22	10	8	76
		.3	.3	1.0	2.2	3.2	1.5	1.6	1.3
20 TO 29 TIMES	20	1		3	5	9	5	9	31
		.1		.2	.6	1.3	.7	1.8	.5
30 TO 39 TIMES	30	2	1	8	3	6	7		27
		.2	.1	.7	.4	.9	1.0		.4
40+ TIMES	40	2	6	10	17	22	19	16	92
		.2	.5	.8	2.1	3.1	2.7	3.4	1.5
Column		1018	1207	1179	818	706	692	481	6101
Total		16.7	19.8	19.3	13.4	11.6	11.3	7.9	100.0
Number of Missing Observations:		334							

Question 74H (How many times in the past year (the last 12 months) have you taken a handgun to school?) by GRADE

SEX = female

		6TH	7TH	8TH	9TH	10TH	11TH	12TH	Row Total
NEVER	0	506 99.7	609 99.2	615 97.5	441 98.7	372 99.0	341 100.0	260 99.6	3143 99.0
1 OR 2 TIMES	1		1 .2	7 1.2	3 .6	4 1.0			15 .5
3 to 5 Times	3				0 .1				0 .0
6 TO 9 TIMES	6	1 .1		3 .4	0 .1			1 .3	4 .1
10 TO 19 TIMES	10	1 .2		1 .2					2 .1
20 TO 29 TIMES	20			4 .7					4 .1
30 TO 39 TIMES	30		3 .4		2 .6				5 .2
40+ TIMES	40		1 .2	1 .1				0 .1	2 .1
Column Total		508 16.0	614 19.3	631 19.9	446 14.1	376 11.8	341 10.7	261 8.2	3176 100.0

SEX = male

		6TH	7TH	8TH	9TH	10TH	11TH	12TH	Row Total
NEVER	0	506 99.2	583 98.4	532 96.4	358 97.0	320 97.5	341 97.5	216 97.9	2856 97.8
1 OR 2 TIMES	1	3 .5	8 1.3	3 .6	4 1.2	4 1.2	3 .8	1 .6	26 .9
3 to 5 Times	3			1 .2	2 .5			2 1.1	6 .2
6 TO 9 TIMES	6			4 .7	1 .2	1 .2	1 .4		6 .2
10 TO 19 TIMES	10			1 .1	1 .1		0 .1		1 .0
20 TO 29 TIMES	20			3 .5	1 .2				4 .1
30 TO 39 TIMES	30			2 .3					2 .1
40+ TIMES	40	2 .3	2 .3	7 1.2	3 .7	3 1.0	4 1.2	1 .4	21 .7
Column Total		510 17.5	592 20.3	552 18.9	369 12.6	328 11.2	350 12.0	221 7.6	2922 100.0

Question 74H (How many times in the past year (the last 12 months) have you taken a handgun to school?) by GRADE

SEX = female & male

		6TH	7TH	8TH	9TH	10TH	11TH	12TH	Row Total
NEVER	0	1012 99.4	1191 98.8	1147 97.0	799 98.0	692 98.3	682 98.8	476 98.8	5999 98.4
1 OR 2 TIMES	1	3 .3	9 .7	10 .9	7 .8	8 1.1	3 .4	1 .3	41 .7
3 to 5 Times	3			1 .1	2 .3			2 .5	6 .1
6 TO 9 TIMES	6	1 .1		6 .5	1 .1	1 .1	1 .2	1 .1	11 .2
10 TO 19 TIMES	10	1 .1		2 .1	1 .1		0 .0		3 .1
20 TO 29 TIMES	20			7 .6	1 .1				8 .1
30 TO 39 TIMES	30		3 .2	2 .2	2 .3				7 .1
40+ TIMES	40	2 .2	3 .2	7 .6	3 .3	3 .5	4 .6	1 .3	23 .4
Column Total		1018 16.7	1206 19.8	1182 19.4	816 13.4	704 11.5	691 11.3	481 7.9	6098 100.0

Number of Missing Observations: 337

Question 75A (How wrong do you think it is for someone your age to drink beer, wine, or hard liquor regularly (at least 1-2 times per month)?) by GRADE

SEX = female

		6TH	7TH	8TH	9TH	10TH	11TH	12TH	Row Total
Very Wrong	1	368 73.6	260 42.2	179 29.0	76 17.1	52 13.9	42 12.2	19 7.3	996 31.6
	2	89 17.8	178 28.8	164 26.6	103 23.1	61 16.2	69 20.1	51 19.7	714 22.6
Little Bit	3	31 6.1	139 22.6	152 24.7	152 33.9	138 36.8	135 39.6	100 38.6	847 26.8
	4	13 2.6	39 6.4	121 19.7	116 25.9	124 33.1	96 28.1	89 34.3	598 19.0
Column Total		501 15.9	616 19.5	616 19.5	447 14.2	375 11.9	341 10.8	260 8.2	3156 100.0

SEX = male

		6TH	7TH	8TH	9TH	10TH	11TH	12TH	Row Total
Very Wrong	1	377 73.5	246 42.1	175 32.1	75 20.2	55 16.7	35 10.2	19 8.9	983 33.8
	2	79 15.4	164 28.0	169 31.0	98 26.3	56 17.1	64 18.6	42 19.4	673 23.1
Little Bit	3	43 8.4	101 17.3	128 23.4	104 27.9	114 34.8	128 37.0	79 36.2	697 24.0
	4	14 2.7	74 12.6	74 13.5	96 25.6	103 31.5	118 34.2	78 35.6	555 19.1
Column Total		513 17.6	585 20.1	546 18.8	373 12.8	327 11.3	346 11.9	219 7.5	2908 100.0

SEX = female & male

		6TH	7TH	8TH	9TH	10TH	11TH	12TH	Row Total
Very Wrong	1	745 73.5	507 42.2	353 30.4	152 18.5	107 15.2	77 11.2	39 8.0	1979 32.6
	2	168 16.6	342 28.4	333 28.7	201 24.5	117 16.6	133 19.3	94 19.6	1387 22.9
Little Bit	3	74 7.3	240 20.0	280 24.1	256 31.2	252 35.9	263 38.3	180 37.5	1544 25.5
	4	26 2.6	113 9.4	195 16.8	211 25.8	227 32.3	214 31.1	167 34.9	1154 19.0
Column Total		1013 16.7	1201 19.8	1161 19.1	820 13.5	703 11.6	687 11.3	479 7.9	6064 100.0

Number of Missing Observations: 371

Question 75B (How wrong do you think it is for someone your age to smoke cigarettes?)
by GRADE

SEX = female

		6TH	7TH	8TH	9TH	10TH	11TH	12TH	Row Total
Very Wrong	1	364 72.1	242 39.9	188 30.9	118 26.5	57 15.2	63 18.6	26 10.0	1057 33.7
	2	70 13.9	183 30.3	174 28.7	83 18.6	54 14.6	64 19.0	33 12.6	662 21.1
Little Bit	3	46 9.1	114 18.9	130 21.4	124 27.7	123 33.2	86 25.4	82 31.6	705 22.5
	4	25 5.0	66 10.9	116 19.1	122 27.3	137 36.9	125 37.0	119 45.8	711 22.7
Column Total		505 16.1	606 19.3	608 19.4	447 14.3	372 11.9	337 10.8	260 8.3	3135 100.0

SEX = male

		6TH	7TH	8TH	9TH	10TH	11TH	12TH	Row Total
Very Wrong	1	355 69.4	264 45.6	200 37.0	97 26.5	66 20.2	50 14.7	33 15.1	1065 36.9
	2	102 19.9	139 24.0	158 29.2	82 22.4	72 22.1	68 20.0	40 18.1	660 22.9
Little Bit	3	36 7.0	103 17.8	95 17.5	83 22.8	83 25.4	105 30.9	55 25.0	560 19.4
	4	19 3.7	73 12.6	89 16.3	103 28.3	105 32.3	117 34.5	92 41.9	598 20.7
Column Total		512 17.8	579 20.1	542 18.8	365 12.6	327 11.3	339 11.7	220 7.6	2884 100.0

SEX = female & male

		6TH	7TH	8TH	9TH	10TH	11TH	12TH	Row Total
Very Wrong	1	719 70.7	506 42.7	388 33.7	215 26.5	123 17.6	112 16.6	59 12.3	2123 35.3
	2	172 16.9	322 27.2	333 28.9	165 20.3	126 18.1	132 19.5	73 15.1	1322 22.0
Little Bit	3	82 8.0	218 18.4	225 19.6	207 25.5	206 29.6	190 28.1	137 28.6	1265 21.0
	4	44 4.3	139 11.7	205 17.8	225 27.7	243 34.8	242 35.8	212 44.0	1309 21.7
Column Total		1017 16.9	1185 19.7	1150 19.1	811 13.5	699 11.6	676 11.2	481 8.0	6019 100.0

Number of Missing Observations: 416

Question 75C (How wrong do you think it is for someone your age to smoke marijuana?) by GRADE

SEX = female

		6TH	7TH	8TH	9TH	10TH	11TH	12TH	Row Total
Very Wrong	1	452	415	320	174	107	111	69	1649
		90.1	68.7	52.9	39.0	29.4	33.5	26.8	53.0
Wrong	2	30	109	108	94	75	64	61	540
		6.0	18.0	17.9	21.1	20.6	19.2	23.6	17.4
Little Bit	3	12	54	95	106	79	92	64	503
		2.4	9.0	15.7	23.8	21.7	27.9	24.9	16.2
Not at All	4	8	26	82	72	103	64	64	419
		1.6	4.3	13.6	16.1	28.3	19.4	24.8	13.5
Column Total		502	604	605	446	364	332	259	3112
		16.1	19.4	19.4	14.3	11.7	10.7	8.3	100.0

SEX = male

		6TH	7TH	8TH	9TH	10TH	11TH	12TH	Row Total
Very Wrong	1	457	367	308	161	97	93	60	1543
		89.7	64.4	57.6	44.7	29.9	27.9	27.7	54.2
Wrong	2	19	96	96	60	66	78	60	475
		3.7	16.8	18.0	16.7	20.3	23.3	27.8	16.7
Little Bit	3	16	55	62	62	65	82	53	395
		3.2	9.6	11.6	17.2	20.1	24.7	24.1	13.8
Not at All	4	17	53	69	78	96	80	44	437
		3.4	9.3	12.9	21.5	29.7	24.1	20.3	15.3
Column Total		509	571	536	361	323	333	218	2850
		17.9	20.0	18.8	12.7	11.3	11.7	7.6	100.0

SEX = female & male

		6TH	7TH	8TH	9TH	10TH	11TH	12TH	Row Total
Very Wrong	1	909	783	629	335	204	204	130	3193
		89.9	66.6	55.1	41.6	29.6	30.7	27.2	53.6
Wrong	2	49	204	204	154	141	142	121	1015
		4.8	17.4	17.9	19.1	20.5	21.3	25.5	17.0
Little Bit	3	28	109	157	168	144	175	117	898
		2.8	9.3	13.8	20.8	21.0	26.3	24.6	15.1
Not at All	4	26	79	151	149	199	145	108	857
		2.5	6.7	13.2	18.5	28.9	21.7	22.7	14.4
Column Total		1011	1175	1141	806	687	665	476	5962
		17.0	19.7	19.1	13.5	11.5	11.2	8.0	100.0

Number of Missing Observations: 473

Question 75D (How wrong do you think it is for someone your age to use LSD, cocaine, amphetamines, or another illegal drug?) by GRADE

SEX = female

		6TH	7TH	8TH	9TH	10TH	11TH	12TH	Row Total
Very Wrong	1	474 93.9	514 84.3	472 76.7	323 73.0	228 60.3	249 74.5	188 72.2	2448 77.8
	2	17 3.3	67 11.1	69 11.2	60 13.5	63 16.8	44 13.0	40 15.3	360 11.4
Wrong	3	10 1.9	20 3.3	49 8.0	38 8.7	68 18.1	28 8.3	23 8.8	236 7.5
	4	5 .9	8 1.4	25 4.1	21 4.8	18 4.9	14 4.2	10 3.8	101 3.2
Column Total		505 16.0	610 19.4	615 19.6	443 14.1	378 12.0	334 10.6	261 8.3	3145 100.0

SEX = male

		6TH	7TH	8TH	9TH	10TH	11TH	12TH	Row Total
Very Wrong	1	481 94.9	469 81.7	433 80.0	267 73.5	218 66.9	229 67.9	151 68.8	2247 78.4
	2	10 1.9	42 7.3	44 8.1	51 14.0	48 14.7	63 18.6	39 17.9	296 10.3
Wrong	3	10 2.0	34 5.9	40 7.4	20 5.5	36 11.2	20 5.8	15 6.7	175 6.1
	4	6 1.2	29 5.0	24 4.5	25 6.9	23 7.2	26 7.6	15 6.6	148 5.2
Column Total		507 17.7	573 20.0	541 18.9	363 12.7	326 11.4	337 11.8	219 7.7	2866 100.0

SEX = female & male

		6TH	7TH	8TH	9TH	10TH	11TH	12TH	Row Total
Very Wrong	1	955 94.4	983 83.1	905 78.2	590 73.3	446 63.3	478 71.2	339 70.6	4695 78.1
	2	26 2.6	109 9.2	113 9.8	110 13.7	111 15.8	106 15.8	79 16.5	655 10.9
Wrong	3	20 1.9	54 4.6	89 7.7	58 7.3	105 14.9	47 7.1	38 7.8	411 6.8
	4	11 1.0	37 3.1	50 4.3	47 5.8	42 5.9	40 5.9	24 5.1	250 4.2
Column Total		1012 16.8	1183 19.7	1157 19.2	805 13.4	704 11.7	671 11.2	480 8.0	6011 100.0

Number of Missing Observations: 424

Question 76 (You are looking at CD's in the music store with a friend when you see her slip one under her coat. She smiles and encourages you to take one for yourself. There is no one around to see you, no employees or other customers. What would you do?) by GRADE

SEX = female

		6TH	7TH	8TH	9TH	10TH	11TH	12TH	Row Total
Ignore her	1	68 14.0	109 18.1	109 17.6	97 22.0	121 32.1	102 30.3	96 36.8	701 22.4
Grab CD & leave	2	27 5.6	100 16.6	135 21.8	89 20.1	90 24.1	53 15.8	30 11.6	525 16.8
Tell her to put CD back	3	252 51.5	230 38.2	190 30.7	148 33.5	79 21.0	107 32.0	63 24.2	1070 34.2
Act like joke	4	141 28.9	163 27.1	186 30.0	108 24.4	85 22.7	74 21.9	71 27.4	828 26.5
Column Total		490 15.7	601 19.2	621 19.9	441 14.1	375 12.0	336 10.7	261 8.3	3124 100.0

SEX = male

		6TH	7TH	8TH	9TH	10TH	11TH	12TH	Row Total
Ignore her	1	113 22.5	111 19.6	137 25.6	119 33.1	90 27.8	132 39.0	89 41.5	794 27.8
Grab CD & leave	2	49 9.7	158 27.7	142 26.4	107 29.6	115 35.3	70 20.7	40 18.8	681 23.9
Tell her to put CD back	3	239 47.4	161 28.3	111 20.6	56 15.5	48 14.8	62 18.4	45 20.8	722 25.3
Act like joke	4	103 20.3	139 24.4	146 27.3	79 21.8	72 22.2	74 21.9	41 19.0	654 22.9
Column Total		504 17.7	569 20.0	536 18.8	361 12.7	325 11.4	340 11.9	215 7.5	2851 100.0

Number of Missing Observations: 460

SEX = female & male

		6TH	7TH	8TH	9TH	10TH	11TH	12TH	Row Total
Ignore her	1	182 18.3	220 18.8	246 21.3	217 27.0	211 30.1	234 34.7	185 38.9	1495 25.0
Grab CD & leave	2	77 7.7	258 22.0	277 23.9	196 24.4	205 29.3	123 18.3	71 14.8	1206 20.2
Tell her to put CD back	3	491 49.5	391 33.4	301 26.0	204 25.4	127 18.2	170 25.1	108 22.7	1792 30.0
Act like joke	4	244 24.6	302 25.8	332 28.8	186 23.2	157 22.5	148 21.9	112 23.6	1482 24.8
Column Total		994 16.6	1170 19.6	1156 19.4	803 13.4	701 11.7	675 11.3	476 8.0	5975 100.0

Number of Missing Observations: 460

Question 77 (It is 8pm on a weeknight and you're about to go to a friend's house when your mother asks where you're headed. You tell her, "Just to hang out with some friends," and she says "You'll just get into trouble if you go out. Stay home tonight." What would you do now?) by GRADE

SEX = female

		6TH	7TH	8TH	9TH	10TH	11TH	12TH	Row Total
Leave anyway	1	31	75	68	44	26	33	22	298
		6.3	12.5	11.3	10.7	7.6	10.4	8.6	9.9
Explain & ask	2	334	385	396	278	230	224	188	2037
		68.3	64.3	65.9	68.7	66.6	70.9	74.8	67.7
Not go	3	75	47	42	19	9	15	8	214
		15.2	7.8	6.9	4.7	2.5	4.8	3.2	7.1
Argue	4	49	92	95	64	81	44	34	460
		10.1	15.4	15.9	15.9	23.3	13.9	13.4	15.3
Column Total		490	600	601	405	346	316	251	3009
		16.3	19.9	20.0	13.5	11.5	10.5	8.4	100.0

SEX = male

		6TH	7TH	8TH	9TH	10TH	11TH	12TH	Row Total
Leave anyway	1	40	85	70	45	37	48	38	364
		8.1	15.0	13.1	13.4	12.0	15.3	18.3	13.1
Explain & ask	2	343	350	354	234	219	221	130	1850
		69.5	61.3	66.5	69.3	70.2	70.0	61.9	66.8
Not go	3	71	62	39	21	16	9	9	227
		14.4	10.9	7.4	6.2	5.1	3.0	4.2	8.2
Argue	4	40	73	69	38	39	37	33	329
		8.1	12.8	13.0	11.2	12.7	11.8	15.6	11.9
Column Total		493	571	531	338	312	316	210	2771
		17.8	20.6	19.2	12.2	11.2	11.4	7.6	100.0

SEX = female & male

		6TH	7TH	8TH	9TH	10TH	11TH	12TH	Row Total
Leave anyway	1	71	161	138	89	64	81	60	663
		7.2	13.7	12.1	12.0	9.7	12.8	13.0	11.5
Explain & ask	2	677	735	750	512	449	445	318	3887
		68.9	62.8	66.2	69.0	68.3	70.4	69.0	67.3
Not go	3	146	109	81	40	24	25	17	441
		14.8	9.3	7.1	5.3	3.7	3.9	3.6	7.6
Argue	4	89	166	164	102	120	81	66	789
		9.1	14.1	14.5	13.8	18.3	12.8	14.4	13.6
Column Total		983	1170	1133	743	658	632	461	5780
		17.0	20.3	19.6	12.9	11.4	10.9	8.0	100.0

Number of Missing Observations: 655

Question 78 (You are visiting another part of town, and you do not know any of the people your age there. You are walking down the street, and some teenager you do not know is walking toward you. He is about your size, and as he is about to pass you, he deliberately bumps into you and you almost lose your balance. What would you say or do?) by GRADE

SEX = female

		6TH	7TH	8TH	9TH	10TH	11TH	12TH	Row Total
Push back	1	24 5.0	34 5.6	33 5.3	16 3.6	25 6.8	12 3.6	7 2.6	150 4.9
Say Excuse me	2	281 58.7	235 38.9	238 39.0	224 51.8	221 60.2	203 61.5	170 66.1	1573 51.0
Say Watch out	3	117 24.5	192 31.7	190 31.1	106 24.6	66 18.0	67 20.3	54 21.2	793 25.7
Swear & leave	4	56 11.7	144 23.8	150 24.5	87 20.0	55 15.0	48 14.6	26 10.1	565 18.4
Column Total		479 15.5	604 19.6	611 19.8	432 14.0	368 11.9	330 10.7	257 8.3	3081 100.0

SEX = male

		6TH	7TH	8TH	9TH	10TH	11TH	12TH	Row Total
Push back	1	57 11.5	131 22.7	125 24.1	86 25.0	69 22.1	63 19.2	46 21.2	579 20.6
Say Excuse me	2	208 41.6	176 30.3	124 23.8	85 24.7	99 31.8	112 34.1	68 31.0	872 31.1
Say Watch out	3	164 32.8	103 17.8	122 23.5	77 22.3	58 18.6	70 21.2	42 19.4	636 22.7
Swear & leave	4	70 14.1	169 29.2	149 28.6	96 27.9	86 27.4	84 25.4	62 28.4	716 25.5
Column Total		500 17.9	579 20.6	520 18.5	344 12.3	313 11.2	329 11.7	218 7.8	2803 100.0

SEX = female & male

		6TH	7TH	8TH	9TH	10TH	11TH	12TH	Row Total
Push back	1	82 8.3	165 13.9	158 13.9	102 13.1	94 13.8	75 11.4	53 11.2	728 12.4
Say Excuse me	2	490 50.0	411 34.7	362 32.0	309 39.8	321 47.2	315 47.8	237 50.0	2445 41.6
Say Watch out	3	282 28.8	294 24.9	312 27.6	183 23.6	125 18.3	137 20.8	97 20.4	1429 24.3
Swear & leave	4	126 12.9	313 26.5	299 26.4	183 23.5	141 20.7	132 20.0	88 18.5	1281 21.8
Column Total		979 16.6	1183 20.1	1131 19.2	776 13.2	680 11.6	659 11.2	475 8.1	5883 100.0

Number of Missing Observations: 552

Question 79 (You are at a party at someone's house, and one of your friends offers you a drink containing alcohol. What would you say or do?) by GRADE

SEX = female

		6TH	7TH	8TH	9TH	10TH	11TH	12TH	Row Total
Drink it	1	52	172	262	257	246	193	168	1349
		10.5	28.1	42.4	58.5	66.4	57.0	65.4	43.2
Suggest do something else	2	212	194	159	73	49	56	36	778
		43.1	31.8	25.6	16.7	13.1	16.4	14.0	24.9
Walk away	3	174	169	157	94	64	77	47	782
		35.4	27.6	25.4	21.4	17.4	22.9	18.3	25.0
Make up excuse	4	54	76	41	15	11	12	6	216
		11.0	12.4	6.7	3.4	3.1	3.6	2.4	6.9
Column Total		491	611	619	438	370	338	257	3125
		15.7	19.5	19.8	14.0	11.9	10.8	8.2	100.0

SEX = male

		6TH	7TH	8TH	9TH	10TH	11TH	12TH	Row Total
Drink it	1	55	188	224	182	195	220	136	1201
		11.0	32.2	41.3	50.4	60.2	64.5	63.1	41.8
Suggest do something else	2	194	158	141	62	53	36	23	666
		38.6	27.0	26.0	17.1	16.4	10.6	10.8	23.2
Walk away	3	140	153	118	91	56	72	49	678
		27.8	26.1	21.7	25.3	17.1	21.0	22.6	23.6
Make up excuse	4	114	86	60	26	20	13	8	327
		22.6	14.8	11.0	7.2	6.3	3.8	3.6	11.4
Column Total		502	585	542	361	325	341	216	2872
		17.5	20.4	18.9	12.6	11.3	11.9	7.5	100.0

SEX = female & male

		6TH	7TH	8TH	9TH	10TH	11TH	12TH	Row Total
Drink it	1	107	360	486	438	441	413	305	2550
		10.8	30.1	41.9	54.9	63.5	60.8	64.3	42.5
Suggest do something else	2	405	352	299	135	102	92	59	1444
		40.8	29.4	25.8	16.9	14.7	13.5	12.5	24.1
Walk away	3	313	321	275	185	120	149	96	1460
		31.6	26.9	23.7	23.2	17.3	22.0	20.2	24.3
Make up excuse	4	168	162	101	41	32	25	14	543
		16.9	13.6	8.7	5.1	4.6	3.7	2.9	9.0
Column Total		993	1196	1161	799	695	679	474	5996
		16.6	19.9	19.4	13.3	11.6	11.3	7.9	100.0

Number of Missing Observations: 439

Question 80 (I think sometimes it is okay to cheat at school.) by GRADE

SEX = female

		6TH	7TH	8TH	9TH	10TH	11TH	12TH	Row Total
NO!	1	310 62.8	212 34.2	178 28.8	84 18.9	56 15.1	60 17.7	42 15.9	941 30.0
	2	110 22.3	227 36.7	211 34.0	173 39.1	105 28.4	118 34.7	105 40.2	1047 33.3
yes	3	60 12.2	146 23.6	183 29.5	147 33.2	163 44.3	145 42.9	99 38.1	943 30.0
	4	14 2.7	34 5.5	48 7.7	39 8.9	45 12.1	16 4.6	15 5.8	210 6.7
Column Total		495 15.7	618 19.7	620 19.7	442 14.1	368 11.7	338 10.8	261 8.3	3141 100.0

SEX = male

		6TH	7TH	8TH	9TH	10TH	11TH	12TH	Row Total
NO!	1	305 59.7	176 29.5	150 27.6	66 18.1	38 11.8	63 18.3	38 17.3	836 28.8
	2	147 28.7	198 33.2	205 37.6	103 28.1	96 29.7	97 28.2	56 25.5	902 31.0
yes	3	42 8.2	145 24.3	136 25.0	147 40.0	127 39.1	142 41.5	99 45.0	837 28.8
	4	18 3.5	77 13.0	54 9.9	51 13.8	63 19.4	41 12.0	27 12.2	330 11.4
Column Total		511 17.6	595 20.5	545 18.8	368 12.7	325 11.2	342 11.8	219 7.5	2905 100.0

SEX = female & male

		6TH	7TH	8TH	9TH	10TH	11TH	12TH	Row Total
NO!	1	616 61.2	387 31.9	329 28.2	150 18.5	94 13.6	123 18.0	80 16.6	1778 29.4
	2	257 25.6	424 35.0	416 35.7	276 34.1	201 29.0	214 31.5	161 33.5	1949 32.2
yes	3	102 10.1	290 23.9	319 27.4	294 36.3	290 41.9	287 42.2	198 41.2	1780 29.4
	4	31 3.1	111 9.2	102 8.7	90 11.1	108 15.5	57 8.3	42 8.7	540 8.9
Column Total		1006 16.6	1213 20.1	1165 19.3	810 13.4	693 11.5	680 11.2	480 7.9	6046 100.0

Number of Missing Observations: 389

Question 81 (I like to see how much I can get away with.) by GRADE

SEX = female

		6TH	7TH	8TH	9TH	10TH	11TH	12TH	Row Total
Very False	1	330	207	196	109	75	94	68	1079
		67.2	33.9	31.6	24.7	20.2	27.7	26.0	34.4
Somewhat False	2	86	218	174	117	110	105	86	896
		17.5	35.8	28.0	26.4	29.7	31.1	33.0	28.6
Somewhat True	3	49	137	166	152	151	108	86	850
		10.0	22.5	26.8	34.4	40.6	32.1	32.9	27.1
Very True	4	26	47	84	64	35	31	21	308
		5.3	7.8	13.5	14.5	9.5	9.1	8.0	9.8
Column Total		491	610	620	442	372	338	261	3132
		15.7	19.5	19.8	14.1	11.9	10.8	8.3	100.0

SEX = male

		6TH	7TH	8TH	9TH	10TH	11TH	12TH	Row Total
Very False	1	299	192	186	76	55	67	46	920
		58.9	32.2	34.1	20.8	16.9	19.6	20.8	31.8
Somewhat False	2	124	174	158	112	106	102	66	842
		24.4	29.1	28.9	30.8	32.7	30.1	30.1	29.1
Somewhat True	3	55	134	129	122	122	135	81	777
		10.8	22.4	23.6	33.5	37.7	39.8	36.6	26.8
Very True	4	30	97	72	54	41	36	28	358
		5.9	16.3	13.3	14.9	12.7	10.5	12.5	12.4
Column Total		508	597	544	365	323	340	221	2898
		17.5	20.6	18.8	12.6	11.1	11.7	7.6	100.0

SEX = female & male

		6TH	7TH	8TH	9TH	10TH	11TH	12TH	Row Total
Very False	1	629	399	382	185	130	160	114	1999
		63.0	33.1	32.8	22.9	18.7	23.6	23.6	33.1
Somewhat False	2	210	392	331	229	216	207	152	1738
		21.0	32.5	28.5	28.4	31.1	30.6	31.7	28.8
Somewhat True	3	104	271	295	274	273	244	167	1627
		10.4	22.4	25.3	34.0	39.2	35.9	34.6	27.0
Very True	4	56	144	156	119	76	66	49	666
		5.6	12.0	13.4	14.7	11.0	9.8	10.1	11.0
Column Total		998	1207	1165	807	695	678	481	6031
		16.6	20.0	19.3	13.4	11.5	11.2	8.0	100.0

Number of Missing Observations: 404

Question 82A (How wrong do your parents feel it would be for you to drink beer, wine, or hard liquor regularly (at least 1-2 times per month.)) by GRADE

SEX = female

		6TH	7TH	8TH	9TH	10TH	11TH	12TH	Row Total
Very Wrong	1	465 93.2	497 81.5	481 78.2	292 66.3	226 61.0	199 59.1	109 42.0	2270 72.5
	2	24 4.9	81 13.3	75 12.2	91 20.8	80 21.6	72 21.3	73 28.1	497 15.9
Little Bit	3	7 1.4	24 3.9	46 7.4	41 9.3	54 14.5	54 16.0	61 23.5	286 9.1
	4	2 .5	7 1.2	14 2.2	16 3.6	11 2.9	12 3.6	16 6.4	79 2.5
Column Total		499 15.9	610 19.5	615 19.7	440 14.0	371 11.9	337 10.8	258 8.3	3131 100.0

SEX = male

		6TH	7TH	8TH	9TH	10TH	11TH	12TH	Row Total
Very Wrong	1	450 89.0	449 75.4	381 70.7	242 66.1	191 59.6	178 52.4	93 41.9	1984 68.7
	2	44 8.6	97 16.2	98 18.1	71 19.5	72 22.4	89 26.1	46 20.9	516 17.9
Little Bit	3	6 1.2	35 5.8	38 7.1	39 10.8	44 13.6	61 18.1	66 30.0	290 10.0
	4	6 1.2	15 2.5	22 4.1	13 3.6	14 4.4	12 3.4	16 7.3	98 3.4
Column Total		506 17.5	595 20.6	539 18.7	366 12.7	321 11.1	339 11.7	221 7.7	2888 100.0

SEX = female & male

		6TH	7TH	8TH	9TH	10TH	11TH	12TH	Row Total
Very Wrong	1	915 91.1	946 78.5	862 74.7	534 66.2	418 60.3	377 55.8	201 42.0	4254 70.7
	2	68 6.8	178 14.7	173 14.9	163 20.2	152 22.0	160 23.7	119 24.8	1013 16.8
Little Bit	3	13 1.3	59 4.9	84 7.3	80 10.0	98 14.1	115 17.0	127 26.5	575 9.6
	4	9 .9	23 1.9	36 3.1	29 3.6	25 3.6	24 3.5	33 6.8	177 2.9
Column Total		1005 16.7	1205 20.0	1155 19.2	806 13.4	693 11.5	676 11.2	480 8.0	6019 100.0

Number of Missing Observations: 416

Question 82B (How wrong do your parents feel it would be for you to smoke cigarettes?)
by GRADE

SEX = female

		6TH	7TH	8TH	9TH	10TH	11TH	12TH	Row Total
Very Wrong	1	459 91.7	499 81.7	485 79.0	285 64.7	226 60.7	189 56.1	121 46.8	2263 72.3
	2	32 6.5	79 12.9	70 11.4	84 19.1	68 18.2	88 26.2	62 23.8	483 15.4
Wrong	3	6 1.2	18 3.0	34 5.6	38 8.6	59 15.8	44 13.2	45 17.2	244 7.8
	4	3 .6	14 2.4	24 3.9	33 7.5	20 5.4	15 4.6	31 12.1	141 4.5
Column Total		500 16.0	611 19.5	614 19.6	439 14.0	372 11.9	337 10.8	259 8.3	3132 100.0

SEX = male

		6TH	7TH	8TH	9TH	10TH	11TH	12TH	Row Total
Very Wrong	1	450 89.4	483 81.5	403 74.5	252 69.7	206 64.1	180 53.2	113 51.1	2087 72.5
	2	41 8.1	55 9.3	91 16.8	69 19.0	66 20.5	80 23.6	57 26.0	459 15.9
Wrong	3	6 1.2	39 6.5	23 4.3	22 6.0	23 7.0	45 13.5	33 15.1	191 6.6
	4	6 1.3	16 2.6	24 4.4	19 5.3	27 8.3	33 9.7	17 7.8	142 4.9
Column Total		504 17.5	592 20.6	541 18.8	362 12.6	321 11.2	337 11.7	221 7.7	2878 100.0

SEX = female & male

		6TH	7TH	8TH	9TH	10TH	11TH	12TH	Row Total
Very Wrong	1	909 90.6	982 81.6	888 76.9	537 67.0	432 62.3	369 54.7	234 48.8	4350 72.4
	2	73 7.3	134 11.2	161 13.9	153 19.1	134 19.3	168 24.9	119 24.8	942 15.7
Wrong	3	12 1.2	57 4.7	58 5.0	60 7.4	81 11.7	90 13.3	78 16.3	435 7.2
	4	9 .9	30 2.5	48 4.2	52 6.5	47 6.7	48 7.1	49 10.1	283 4.7
Column Total		1004 16.7	1203 20.0	1154 19.2	801 13.3	693 11.5	674 11.2	480 8.0	6010 100.0

Number of Missing Observations: 425

Question 82C (How wrong do your parents feel it would be for you to smoke marijuana?)
by GRADE

SEX = female

		6TH	7TH	8TH	9TH	10TH	11TH	12TH	Row Total
Very Wrong	1	488 98.1	553 93.2	546 89.0	356 81.7	283 76.7	263 79.2	192 74.8	2680 86.6
	2	6 1.2	27 4.5	38 6.1	51 11.7	37 10.0	50 14.9	37 14.4	245 7.9
Wrong	3	2 .4	9 1.5	17 2.7	15 3.4	35 9.5	13 4.0	23 8.9	114 3.7
	4	2 .3	5 .8	13 2.1	14 3.2	14 3.8	6 1.8	5 1.9	58 1.9
Column Total		497 16.1	593 19.2	613 19.8	436 14.1	368 11.9	332 10.7	257 8.3	3097 100.0

SEX = male

		6TH	7TH	8TH	9TH	10TH	11TH	12TH	Row Total
Very Wrong	1	481 96.8	526 89.9	477 88.8	294 80.9	251 78.8	254 76.1	164 75.6	2448 85.8
	2	10 2.1	25 4.2	33 6.1	37 10.3	38 11.8	48 14.3	31 14.1	221 7.8
Wrong	3	2 .4	14 2.4	14 2.6	20 5.5	18 5.8	20 5.9	14 6.5	103 3.6
	4	3 .6	20 3.4	13 2.4	12 3.3	11 3.5	12 3.7	8 3.9	81 2.8
Column Total		497 17.4	586 20.5	537 18.8	363 12.7	318 11.1	334 11.7	217 7.6	2852 100.0

SEX = female & male

		6TH	7TH	8TH	9TH	10TH	11TH	12TH	Row Total
Very Wrong	1	969 97.5	1079 91.5	1023 88.9	650 81.4	533 77.7	517 77.7	356 75.1	5128 86.2
	2	16 1.6	52 4.4	71 6.1	88 11.1	74 10.8	97 14.6	67 14.2	466 7.8
Wrong	3	4 .4	23 2.0	31 2.7	35 4.4	54 7.8	33 4.9	37 7.8	216 3.6
	4	5 .5	25 2.1	26 2.3	26 3.2	25 3.7	19 2.8	13 2.8	139 2.3
Column Total		994 16.7	1179 19.8	1151 19.3	799 13.4	686 11.5	666 11.2	474 8.0	5949 100.0

Number of Missing Observations: 486

Question 82D (How wrong do your parents feel it would be for you to steal anything worth more than \$5.00?) by GRADE

SEX = female

		6TH	7TH	8TH	9TH	10TH	11TH	12TH	Row Total
Very Wrong	1	467 93.9	537 89.9	544 89.3	370 85.1	327 87.9	288 86.9	238 93.2	2772 89.5
	2	28 5.7	46 7.7	48 7.9	43 9.8	38 10.2	36 11.0	14 5.3	253 8.2
Little Bit	3	1 .1	6 1.1	12 1.9	18 4.1	5 1.3	7 2.1	2 .6	49 1.6
	4	2 .3	8 1.3	6 .9	5 1.0	2 .6		2 .9	24 .8
Column Total		498 16.1	598 19.3	609 19.7	435 14.0	371 12.0	331 10.7	255 8.2	3098 100.0

SEX = male

		6TH	7TH	8TH	9TH	10TH	11TH	12TH	Row Total
Very Wrong	1	459 91.6	480 81.8	458 86.0	284 78.3	261 81.6	296 87.8	198 90.1	2438 85.2
	2	34 6.9	55 9.3	62 11.6	59 16.2	43 13.3	36 10.6	16 7.2	304 10.6
Little Bit	3	4 .9	32 5.5	3 .6	12 3.4	9 2.7	2 .7	4 1.7	67 2.3
	4	3 .6	20 3.4	9 1.8	7 2.1	8 2.4	3 .9	2 1.0	53 1.9
Column Total		502 17.5	587 20.5	532 18.6	363 12.7	320 11.2	338 11.8	220 7.7	2862 100.0

SEX = female & male

		6TH	7TH	8TH	9TH	10TH	11TH	12TH	Row Total
Very Wrong	1	927 92.7	1018 85.9	1002 87.7	655 82.0	588 85.0	584 87.3	436 91.7	5209 87.4
	2	63 6.3	101 8.5	110 9.6	101 12.7	81 11.7	72 10.8	29 6.2	557 9.3
Little Bit	3	5 .5	39 3.3	15 1.3	30 3.7	13 1.9	9 1.4	5 1.1	117 2.0
	4	5 .5	28 2.3	15 1.3	12 1.5	10 1.5	3 .5	5 .9	77 1.3
Column Total		999 16.8	1185 19.9	1142 19.2	798 13.4	692 11.6	669 11.2	475 8.0	5960 100.0

Number of Missing Observations: 475

Question 82E (How wrong do your parents feel it would be for you to draw graffiti, write things, or draw pictures on buildings or other property (without the owner's permission)?) by GRADE

SEX = female

		6TH	7TH	8TH	9TH	10TH	11TH	12TH	Row Total
Very Wrong	1	471 94.6	514 84.6	520 85.1	333 76.2	287 77.0	260 77.6	212 82.1	2598 83.2
	2	21 4.2	62 10.2	58 9.4	60 13.7	71 19.0	63 18.8	36 13.8	370 11.9
Wrong	3	3 .7	23 3.8	18 3.0	37 8.4	13 3.5	11 3.2	6 2.3	111 3.6
	4	2 .5	9 1.4	15 2.5	7 1.7	2 .5	1 .4	5 1.8	42 1.3
Column Total		498 16.0	608 19.5	612 19.6	437 14.0	373 12.0	336 10.8	258 8.3	3121 100.0

SEX = male

		6TH	7TH	8TH	9TH	10TH	11TH	12TH	Row Total
Very Wrong	1	463 92.6	480 81.5	440 82.5	277 76.9	243 75.4	248 73.5	174 78.2	2324 81.1
	2	25 5.1	53 8.9	61 11.5	58 16.0	47 14.7	65 19.3	38 17.1	347 12.1
Wrong	3	6 1.2	25 4.2	19 3.5	16 4.4	21 6.4	20 5.9	7 3.0	113 3.9
	4	6 1.2	32 5.4	13 2.5	10 2.8	11 3.5	4 1.3	4 1.6	80 2.8
Column Total		500 17.5	589 20.6	533 18.6	360 12.6	322 11.2	338 11.8	222 7.7	2864 100.0

SEX = female & male

		6TH	7TH	8TH	9TH	10TH	11TH	12TH	Row Total
Very Wrong	1	934 93.6	994 83.1	960 83.9	610 76.5	530 76.2	509 75.6	386 80.3	4923 82.2
	2	46 4.6	114 9.6	119 10.4	117 14.7	118 17.0	128 19.1	74 15.3	717 12.0
Wrong	3	9 .9	48 4.0	37 3.3	53 6.6	34 4.8	31 4.6	13 2.6	224 3.7
	4	8 .8	41 3.4	28 2.5	17 2.2	13 1.9	6 .8	8 1.7	122 2.0
Column Total		998 16.7	1197 20.0	1145 19.1	797 13.3	695 11.6	673 11.2	480 8.0	5986 100.0

Number of Missing Observations: 449

Question 82F (How wrong do your parents feel it would be for you to pick a fight with someone?) by GRADE

SEX = female

		6TH	7TH	8TH	9TH	10TH	11TH	12TH	Row Total
Very Wrong	1	373 75.0	402 66.1	376 61.1	253 57.7	200 53.7	203 60.7	158 60.9	1964 62.9
	2	88 17.8	134 22.1	152 24.8	114 25.9	118 31.7	84 25.0	68 26.1	758 24.3
Little Bit	3	18 3.7	44 7.2	63 10.2	53 12.1	44 11.8	44 13.3	26 10.2	293 9.4
	4	17 3.5	28 4.7	24 3.9	19 4.3	10 2.8	4 1.1	7 2.8	110 3.5
Column Total		497 15.9	609 19.5	615 19.7	438 14.0	372 11.9	335 10.7	259 8.3	3124 100.0

SEX = male

		6TH	7TH	8TH	9TH	10TH	11TH	12TH	Row Total
Very Wrong	1	334 67.4	337 57.0	310 57.9	193 54.0	154 47.8	169 50.4	120 54.7	1617 56.6
	2	104 21.0	130 22.0	107 20.0	78 21.9	98 30.5	99 29.6	56 25.8	673 23.6
Little Bit	3	43 8.6	80 13.5	78 14.6	67 18.8	57 17.6	60 17.8	32 14.7	417 14.6
	4	15 3.0	45 7.5	40 7.5	19 5.3	13 4.0	7 2.2	10 4.7	149 5.2
Column Total		496 17.4	591 20.7	535 18.7	358 12.5	321 11.3	336 11.8	218 7.7	2855 100.0

SEX = female & male

		6TH	7TH	8TH	9TH	10TH	11TH	12TH	Row Total
Very Wrong	1	707 71.2	739 61.6	686 59.6	446 56.0	353 51.0	372 55.5	277 58.1	3581 59.9
	2	193 19.4	264 22.0	259 22.5	192 24.1	216 31.2	183 27.3	124 26.0	1431 23.9
Little Bit	3	61 6.2	123 10.3	141 12.3	120 15.1	100 14.5	104 15.5	59 12.3	709 11.9
	4	32 3.2	73 6.1	64 5.6	38 4.7	23 3.3	11 1.6	18 3.7	259 4.3
Column Total		993 16.6	1199 20.1	1150 19.2	797 13.3	693 11.6	671 11.2	477 8.0	5980 100.0

Number of Missing Observations: 455

Question 83A (Have any of your brothers or sisters ever drunk beer, wine, or hard liquor?) by GRADE

SEX = female

		6TH	7TH	8TH	9TH	10TH	11TH	12TH	Row Total
NO SIBLINGS	0	27 5.7	29 4.7	27 4.4	14 3.1	25 6.7	29 8.5	17 6.7	168 5.4
	1	333 69.4	322 52.7	265 43.5	136 31.0	106 28.4	84 24.6	45 17.4	1290 41.5
Yes	2	120 25.0	259 42.5	318 52.1	288 65.9	242 64.9	228 66.9	197 75.8	1652 53.1
Column Total		480 15.4	610 19.6	610 19.6	438 14.1	373 12.0	340 10.9	260 8.3	3110 100.0

SEX = male

		6TH	7TH	8TH	9TH	10TH	11TH	12TH	Row Total
NO SIBLINGS	0	32 6.4	24 4.1	17 3.3	13 3.7	27 8.4	19 5.7	11 5.0	144 5.0
	1	335 67.3	344 58.6	256 48.2	153 42.6	109 34.3	87 25.8	67 31.1	1351 47.5
Yes	2	131 26.3	218 37.2	258 48.5	193 53.7	183 57.3	230 68.5	136 63.8	1351 47.5
Column Total		498 17.5	587 20.6	531 18.7	360 12.6	319 11.2	336 11.8	214 7.5	2846 100.0

SEX = female & male

		6TH	7TH	8TH	9TH	10TH	11TH	12TH	Row Total
NO SIBLINGS	0	59 6.0	53 4.4	44 3.9	27 3.4	52 7.5	48 7.1	28 6.0	312 5.2
	1	668 68.3	666 55.6	521 45.7	289 36.2	215 31.1	170 25.2	112 23.6	2641 44.4
Yes	2	251 25.7	478 39.9	576 50.4	482 60.4	425 61.4	458 67.7	333 70.4	3002 50.4
Column Total		978 16.4	1197 20.1	1141 19.2	798 13.4	693 11.6	676 11.4	473 7.9	5955 100.0

Number of Missing Observations: 480

Question 83B (Have any of your brothers or sisters ever smoked marijuana?) by GRADE

SEX = female

		6TH	7TH	8TH	9TH	10TH	11TH	12TH	Row Total
NO SIBLINGS	0	27 5.6	29 4.9	27 4.5	15 3.5	25 6.8	28 8.5	17 6.8	169 5.5
	1	421 86.9	458 76.8	407 68.1	247 57.4	184 50.1	166 49.8	104 40.3	1986 64.8
Yes	2	36 7.5	109 18.3	164 27.4	168 39.1	158 43.1	139 41.7	136 52.9	910 29.7
Column Total		484 15.8	596 19.5	598 19.5	430 14.0	367 12.0	333 10.9	257 8.4	3066 100.0

SEX = male

		6TH	7TH	8TH	9TH	10TH	11TH	12TH	Row Total
NO SIBLINGS	0	33 6.6	24 4.1	17 3.2	15 4.0	29 9.1	17 5.3	11 5.4	145 5.2
	1	434 86.4	441 76.1	381 72.7	247 68.1	166 52.7	175 53.4	121 57.6	1965 69.7
Yes	2	35 7.1	115 19.8	127 24.1	101 27.8	121 38.2	135 41.3	78 37.0	711 25.2
Column Total		503 17.8	579 20.5	524 18.6	362 12.8	315 11.2	327 11.6	210 7.4	2821 100.0

SEX = female & male

		6TH	7TH	8TH	9TH	10TH	11TH	12TH	Row Total
NO SIBLINGS	0	60 6.1	53 4.5	43 3.9	30 3.8	54 7.8	46 6.9	29 6.2	314 5.3
	1	855 86.6	899 76.5	789 70.3	493 62.3	350 51.3	340 51.6	225 48.1	3952 67.1
Yes	2	72 7.3	224 19.1	290 25.9	269 34.0	278 40.8	274 41.5	214 45.7	1621 27.5
Column Total		987 16.8	1175 20.0	1122 19.1	792 13.5	682 11.6	660 11.2	467 7.9	5887 100.0

Number of Missing Observations: 548

Question 83C (Have any of your brothers or sisters ever smoked cigarettes?) by GRADE

SEX = female

		6TH	7TH	8TH	9TH	10TH	11TH	12TH	Row Total
NO SIBLINGS	0	31 6.4	27 4.4	27 4.4	14 3.2	25 6.8	28 8.5	17 6.8	169 5.5
	1	324 67.3	328 54.6	305 49.8	171 39.9	141 38.9	117 35.1	81 31.4	1467 47.7
Yes	2	127 26.3	246 41.0	280 45.8	244 56.9	197 54.3	188 56.4	158 61.8	1441 46.8
	Column Total	482 15.7	601 19.5	611 19.9	429 14.0	363 11.8	334 10.8	256 8.3	3077 100.0

SEX = male

		6TH	7TH	8TH	9TH	10TH	11TH	12TH	Row Total
NO SIBLINGS	0	32 6.4	24 4.1	19 3.6	15 4.5	28 8.9	20 5.9	11 5.4	149 5.3
	1	332 65.7	372 64.2	298 56.6	183 53.0	129 40.9	128 38.6	99 47.1	1540 54.8
Yes	2	141 27.9	184 31.8	210 39.9	146 42.5	158 50.2	183 55.5	100 47.6	1123 39.9
	Column Total	506 18.0	580 20.6	526 18.7	345 12.3	315 11.2	330 11.7	211 7.5	2813 100.0

SEX = female & male

		6TH	7TH	8TH	9TH	10TH	11TH	12TH	Row Total
NO SIBLINGS	0	63 6.4	50 4.2	46 4.0	29 3.7	53 7.8	48 7.2	29 6.2	318 5.4
	1	656 66.5	700 59.3	602 52.9	354 45.8	270 39.8	245 36.9	180 38.5	3008 51.1
Yes	2	268 27.1	431 36.5	490 43.1	391 50.5	355 52.4	371 55.9	259 55.4	2565 43.5
	Column Total	988 16.8	1181 20.0	1137 19.3	774 13.1	678 11.5	664 11.3	467 7.9	5890 100.0

Number of Missing Observations: 545

Question 83D (Have any of your brothers or sisters ever taken a handgun to school?) by GRADE

SEX = female

		6TH	7TH	8TH	9TH	10TH	11TH	12TH	Row Total
NO SIBLINGS	0	31 6.4	29 4.8	28 4.5	14 3.1	25 6.9	24 7.2	17 6.8	168 5.5
	1	449 92.6	566 94.5	567 93.4	413 95.6	338 92.3	304 90.9	238 92.9	2875 93.4
Yes	2	5 1.0	4 .7	12 2.1	6 1.3	3 .8	6 1.8	1 .2	36 1.2
Column Total		484 15.7	599 19.5	607 19.7	432 14.0	367 11.9	334 10.8	256 8.3	3080 100.0

SEX = male

		6TH	7TH	8TH	9TH	10TH	11TH	12TH	Row Total
NO SIBLINGS	0	32 6.5	24 4.2	17 3.3	15 4.1	28 8.7	20 5.8	11 5.3	148 5.2
	1	463 92.7	544 93.2	497 94.4	339 94.1	284 88.1	313 92.2	200 93.5	2640 92.8
Yes	2	4 .8	15 2.6	12 2.3	7 1.8	10 3.2	7 2.0	3 1.3	58 2.0
Column Total		500 17.6	583 20.5	526 18.5	360 12.7	322 11.3	339 11.9	214 7.5	2845 100.0

SEX = female & male

		6TH	7TH	8TH	9TH	10TH	11TH	12TH	Row Total
NO SIBLINGS	0	63 6.4	53 4.5	45 4.0	28 3.6	54 7.8	44 6.5	29 6.1	316 5.3
	1	912 92.7	1110 93.9	1064 93.9	752 94.9	622 90.3	616 91.6	439 93.2	5515 93.1
Yes	2	9 .9	19 1.6	25 2.2	12 1.5	13 1.9	13 1.9	3 .7	94 1.6
Column Total		984 16.6	1183 20.0	1133 19.1	792 13.4	689 11.6	673 11.4	471 7.9	5925 100.0

Number of Missing Observations: 510

Question 83E (Have any of your brothers or sisters ever been suspended or expelled from school?) by GRADE

SEX = female

		6TH	7TH	8TH	9TH	10TH	11TH	12TH	Row Total
NO SIBLINGS	0	31 6.5	29 4.8	27 4.4	15 3.5	25 6.8	29 8.5	18 7.1	174 5.6
	1	399 82.6	457 75.9	458 75.0	291 67.7	232 63.4	239 70.2	156 60.9	2232 72.3
Yes	2	53 10.9	116 19.3	126 20.6	124 28.8	109 29.8	72 21.3	82 32.1	682 22.1
Column Total		484 15.7	602 19.5	611 19.8	429 13.9	367 11.9	340 11.0	256 8.3	3088 100.0

SEX = male

		6TH	7TH	8TH	9TH	10TH	11TH	12TH	Row Total
NO SIBLINGS	0	32 6.4	27 4.7	19 3.6	16 4.4	28 8.6	20 5.8	11 5.2	153 5.4
	1	411 81.8	453 77.2	394 74.7	253 69.5	203 62.8	228 67.4	155 71.5	2098 73.4
Yes	2	59 11.7	106 18.1	115 21.7	95 26.2	92 28.5	90 26.8	51 23.3	608 21.3
Column Total		503 17.6	587 20.5	528 18.5	364 12.7	323 11.3	337 11.8	217 7.6	2860 100.0

SEX = female & male

		6TH	7TH	8TH	9TH	10TH	11TH	12TH	Row Total
NO SIBLINGS	0	64 6.5	56 4.7	46 4.0	31 3.9	53 7.6	49 7.2	29 6.2	328 5.5
	1	811 82.2	910 76.5	853 74.8	544 68.5	435 63.1	466 68.8	311 65.8	4329 72.8
Yes	2	112 11.3	223 18.7	241 21.1	219 27.6	202 29.2	163 24.0	133 28.0	1291 21.7
Column Total		986 16.6	1189 20.0	1139 19.2	793 13.3	690 11.6	677 11.4	474 8.0	5948 100.0

Number of Missing Observations: 487

Question 84 (The rules in my family are clear.) by GRADE

SEX = female

		6TH	7TH	8TH	9TH	10TH	11TH	12TH	Row Total
NO!	1	30 6.0	32 5.2	31 5.0	29 6.7	18 4.9	5 1.4	10 3.9	154 4.9
	2	43 8.9	114 18.7	110 18.0	93 21.3	65 17.4	56 16.5	23 8.7	504 16.2
yes	3	167 34.1	227 37.1	242 39.5	165 38.0	191 51.0	162 47.9	127 49.2	1281 41.1
	4	250 51.0	238 39.0	230 37.5	148 33.9	100 26.7	116 34.2	98 38.1	1179 37.8
Column Total		489 15.7	611 19.6	613 19.6	435 14.0	375 12.0	338 10.8	258 8.3	3119 100.0

SEX = male

		6TH	7TH	8TH	9TH	10TH	11TH	12TH	Row Total
NO!	1	46 9.1	61 10.3	33 6.2	25 6.8	13 4.1	6 1.8	7 3.3	191 6.6
	2	54 10.7	90 15.3	76 14.2	68 18.7	45 14.1	58 17.2	24 10.6	416 14.4
yes	3	172 34.0	228 38.6	201 37.5	149 40.9	159 49.4	163 48.3	119 53.8	1192 41.4
	4	234 46.2	211 35.8	226 42.2	122 33.5	105 32.4	111 32.7	71 32.2	1079 37.5
Column Total		506 17.6	590 20.5	536 18.6	364 12.7	323 11.2	338 11.7	222 7.7	2878 100.0

SEX = female & male

		6TH	7TH	8TH	9TH	10TH	11TH	12TH	Row Total
NO!	1	75 7.6	92 7.7	64 5.6	54 6.8	32 4.5	11 1.6	17 3.6	345 5.8
	2	98 9.8	205 17.1	186 16.2	161 20.2	111 15.8	114 16.8	46 9.6	920 15.3
yes	3	339 34.1	455 37.8	443 38.6	315 39.3	351 50.3	325 48.1	246 51.4	2473 41.2
	4	483 48.6	449 37.4	455 39.7	270 33.7	205 29.3	226 33.5	170 35.4	2259 37.7
Column Total		995 16.6	1201 20.0	1149 19.2	800 13.3	698 11.6	676 11.3	479 8.0	5997 100.0

Number of Missing Observations: 438

Question 85 (Has anyone in your family ever had a severe alcohol or drug problem?) by GRADE

SEX = female

		6TH	7TH	8TH	9TH	10TH	11TH	12TH	Row Total
No	1	364 76.4	423 69.7	403 65.8	237 54.3	194 52.1	214 63.1	141 54.7	1975 63.7
	2	113 23.6	184 30.3	210 34.2	199 45.7	178 47.9	125 36.9	117 45.3	1126 36.3
Column Total		476 15.4	607 19.6	614 19.8	436 14.1	372 12.0	339 10.9	258 8.3	3101 100.0

SEX = male

		6TH	7TH	8TH	9TH	10TH	11TH	12TH	Row Total
No	1	419 84.1	441 74.9	387 72.5	230 63.3	207 64.5	202 60.1	145 66.2	2031 71.0
	2	79 15.9	148 25.1	147 27.5	133 36.7	114 35.5	134 39.9	74 33.8	829 29.0
Column Total		498 17.4	589 20.6	534 18.7	363 12.7	321 11.2	337 11.8	219 7.6	2860 100.0

SEX = female & male

		6TH	7TH	8TH	9TH	10TH	11TH	12TH	Row Total
No	1	783 80.3	863 72.2	790 68.9	466 58.4	401 57.9	416 61.6	286 60.0	4006 67.2
	2	192 19.7	332 27.8	357 31.1	332 41.6	292 42.1	259 38.4	191 40.0	1955 32.8
Column Total		975 16.4	1195 20.0	1147 19.2	799 13.4	693 11.6	675 11.3	477 8.0	5961 100.0

Number of Missing Observations: 474

Question 86 (My parents ask if I have gotten my homework done.) by GRADE

SEX = female

		6TH	7TH	8TH	9TH	10TH	11TH	12TH	Row Total
NO!	1	19 3.8	16 2.7	29 4.6	38 8.6	41 10.9	25 7.4	32 12.2	199 6.4
No	2	25 5.1	65 10.7	67 11.0	58 13.3	62 16.4	73 21.6	46 17.8	397 12.7
yes	3	156 31.6	235 38.5	259 42.2	195 44.4	184 49.1	161 47.8	130 50.0	1321 42.2
YES!	4	294 59.5	294 48.2	259 42.2	149 33.8	88 23.6	78 23.2	52 20.0	1215 38.8
Column Total		494 15.8	611 19.5	615 19.6	440 14.0	374 12.0	338 10.8	260 8.3	3132 100.0

SEX = male

		6TH	7TH	8TH	9TH	10TH	11TH	12TH	Row Total
NO!	1	20 3.9	39 6.7	14 2.6	26 7.2	16 4.9	27 8.1	23 10.6	165 5.8
No	2	21 4.2	47 7.9	39 7.3	43 11.7	50 15.4	57 16.8	47 21.2	303 10.5
yes	3	168 33.1	200 34.1	241 45.0	175 47.8	152 46.9	159 47.1	119 53.8	1213 42.2
YES!	4	299 58.8	300 51.2	242 45.2	122 33.3	106 32.7	95 28.1	32 14.4	1195 41.5
Column Total		509 17.7	586 20.4	535 18.6	365 12.7	323 11.2	338 11.8	221 7.7	2877 100.0

SEX = female & male

		6TH	7TH	8TH	9TH	10TH	11TH	12TH	Row Total
NO!	1	39 3.8	55 4.6	42 3.7	64 8.0	57 8.1	52 7.7	55 11.5	365 6.1
No	2	47 4.7	112 9.3	106 9.2	101 12.5	111 16.0	130 19.2	93 19.3	700 11.6
yes	3	324 32.3	435 36.3	500 43.5	370 45.9	335 48.1	321 47.4	249 51.8	2534 42.2
YES!	4	593 59.2	595 49.7	501 43.6	270 33.6	194 27.8	173 25.6	84 17.4	2411 40.1
Column Total		1003 16.7	1197 19.9	1150 19.1	805 13.4	697 11.6	676 11.3	481 8.0	6009 100.0

Number of Missing Observations: 426

Question 87 (When I am not at home, one of my parents knows where I am and who I am with.) by GRADE

SEX = female

		6TH	7TH	8TH	9TH	10TH	11TH	12TH	Row Total
NO!	1	12	21	18	18	14	17	12	110
		2.3	3.4	3.0	4.1	3.6	4.9	4.5	3.5
No	2	32	63	73	68	61	46	38	381
		6.5	10.4	11.9	15.5	16.5	13.7	14.6	12.2
yes	3	120	225	220	209	170	155	113	1214
		24.4	37.0	36.0	47.7	45.7	46.6	43.5	38.9
YES!	4	328	300	301	143	128	116	97	1414
		66.7	49.3	49.2	32.7	34.2	34.8	37.4	45.3
Column Total		492	610	612	439	373	334	259	3119
		15.8	19.5	19.6	14.1	12.0	10.7	8.3	100.0

SEX = male

		6TH	7TH	8TH	9TH	10TH	11TH	12TH	Row Total
NO!	1	29	74	24	30	15	17	23	212
		5.7	12.8	4.6	8.3	4.6	5.0	10.4	7.4
No	2	33	84	84	52	55	71	47	425
		6.6	14.5	15.7	14.3	17.0	21.0	21.4	14.9
yes	3	189	208	235	175	172	186	121	1286
		37.7	36.0	43.8	48.1	53.2	55.4	54.9	45.0
YES!	4	251	212	192	107	81	63	29	935
		50.0	36.7	35.9	29.4	25.1	18.6	13.3	32.7
Column Total		501	579	535	364	323	336	220	2858
		17.5	20.2	18.7	12.7	11.3	11.8	7.7	100.0

SEX = female & male

		6TH	7TH	8TH	9TH	10TH	11TH	12TH	Row Total
NO!	1	40	95	43	48	28	33	35	322
		4.0	8.0	3.7	6.0	4.1	5.0	7.2	5.4
No	2	65	147	157	120	116	116	85	806
		6.6	12.4	13.6	14.9	16.7	17.4	17.7	13.5
yes	3	309	434	455	384	342	342	234	2499
		31.1	36.5	39.6	47.9	49.2	51.0	48.8	41.8
YES!	4	579	513	493	250	209	179	126	2349
		58.3	43.2	43.0	31.2	30.0	26.7	26.3	39.3
Column Total		993	1188	1147	803	696	670	479	5977
		16.6	19.9	19.2	13.4	11.6	11.2	8.0	100.0

Number of Missing Observations: 458

Question 88 (Would your parents know if you did not come home on time?) by GRADE

SEX = female

		6TH	7TH	8TH	9TH	10TH	11TH	12TH	Row Total
NO!	1	10	18	22	13	18	7	11	100
		2.1	3.0	3.6	2.9	4.8	2.2	4.3	3.2
No	2	31	54	90	86	58	47	39	405
		6.3	8.9	14.7	19.5	15.4	13.9	15.1	13.0
yes	3	146	226	207	157	164	157	104	1161
		30.0	37.1	33.8	35.8	43.9	46.5	40.2	37.3
YES!	4	299	312	293	183	134	126	104	1451
		61.5	51.0	47.9	41.7	35.9	37.4	40.4	46.6
Column Total		486	610	612	439	374	338	258	3117
		15.6	19.6	19.6	14.1	12.0	10.8	8.3	100.0

SEX = male

		6TH	7TH	8TH	9TH	10TH	11TH	12TH	Row Total
NO!	1	29	67	26	24	10	28	15	199
		5.7	11.4	4.9	6.6	3.2	8.4	7.0	7.0
No	2	70	85	71	49	52	59	52	438
		13.9	14.7	13.3	13.5	16.2	17.5	23.7	15.3
yes	3	147	204	221	157	150	156	108	1142
		29.1	35.1	41.4	43.1	46.6	46.3	49.3	39.9
YES!	4	258	225	216	134	109	94	44	1080
		51.3	38.8	40.5	36.8	34.0	27.8	20.0	37.8
Column Total		503	581	534	364	322	336	218	2859
		17.6	20.3	18.7	12.7	11.2	11.8	7.6	100.0

SEX = female & male

		6TH	7TH	8TH	9TH	10TH	11TH	12TH	Row Total
NO!	1	39	85	48	37	28	35	26	299
		3.9	7.1	4.2	4.6	4.0	5.3	5.6	5.0
No	2	101	140	161	135	110	106	91	843
		10.2	11.7	14.0	16.8	15.8	15.7	19.0	14.1
yes	3	292	430	428	314	314	313	212	2303
		29.6	36.1	37.3	39.1	45.2	46.4	44.4	38.5
YES!	4	557	537	509	317	243	220	148	2532
		56.3	45.1	44.4	39.5	35.0	32.6	31.0	42.4
Column Total		989	1192	1146	803	695	674	477	5976
		16.5	19.9	19.2	13.4	11.6	11.3	8.0	100.0

Number of Missing Observations: 459

Question 89 (My parents want me to call if I'm going to be late getting home.) by GRADE

SEX = female

		6TH	7TH	8TH	9TH	10TH	11TH	12TH	Row Total
NO!	1	7 1.3	11 1.8	11 1.8	9 2.0	6 1.6	4 1.3	10 3.8	57 1.8
	2	12 2.3	16 2.6	25 4.0	12 2.7	19 5.1	9 2.8	22 8.4	114 3.6
yes	3	104 21.1	184 30.4	227 37.0	179 40.6	148 39.5	129 38.7	88 34.2	1059 34.0
	4	370 75.2	395 65.2	351 57.2	240 54.7	201 53.8	191 57.2	139 53.7	1888 60.6
Column Total		492 15.8	605 19.4	614 19.7	439 14.1	374 12.0	334 10.7	259 8.3	3118 100.0

SEX = male

		6TH	7TH	8TH	9TH	10TH	11TH	12TH	Row Total
NO!	1	18 3.7	45 7.6	19 3.6	17 4.7	10 3.1	8 2.3	8 3.6	125 4.4
	2	21 4.2	38 6.4	31 5.9	19 5.3	20 6.3	25 7.4	26 11.8	181 6.3
yes	3	130 26.1	176 29.9	168 31.7	145 39.9	121 37.4	156 46.2	99 45.4	996 34.8
	4	329 66.0	330 56.1	313 58.9	182 50.1	172 53.1	149 44.0	86 39.1	1560 54.5
Column Total		498 17.4	588 20.6	531 18.6	363 12.7	323 11.3	338 11.8	219 7.7	2861 100.0

SEX = female & male

		6TH	7TH	8TH	9TH	10TH	11TH	12TH	Row Total
NO!	1	25 2.5	56 4.7	30 2.6	26 3.2	16 2.3	12 1.8	18 3.7	182 3.0
	2	32 3.3	53 4.5	56 4.9	31 3.9	39 5.7	35 5.1	48 9.9	294 4.9
yes	3	234 23.6	360 30.2	396 34.5	324 40.3	269 38.5	286 42.5	188 39.3	2055 34.4
	4	699 70.6	725 60.7	664 58.0	422 52.6	373 53.5	340 50.6	225 47.0	3448 57.7
Column Total		990 16.6	1193 20.0	1145 19.2	803 13.4	697 11.7	673 11.3	478 8.0	5979 100.0

Number of Missing Observations: 456

Question 90 (If you drank some beer, wine, or hard liquor without your parents' permission, would you be caught by your parents?) by GRADE

SEX = female

		6TH	7TH	8TH	9TH	10TH	11TH	12TH	Row Total
NO!	1	34 7.0	68 11.3	100 16.5	91 21.0	87 23.3	54 16.1	60 23.2	493 16.0
No	2	53 10.9	158 26.3	211 34.9	173 39.7	163 43.9	179 53.6	127 49.4	1065 34.5
yes	3	79 16.4	145 24.1	127 21.0	87 20.0	76 20.5	45 13.6	44 17.2	604 19.6
YES!	4	317 65.8	230 38.3	167 27.6	84 19.3	46 12.3	56 16.7	26 10.3	926 30.0
Column Total		482 15.6	600 19.4	605 19.6	436 14.1	372 12.1	334 10.8	258 8.3	3088 100.0

SEX = male

		6TH	7TH	8TH	9TH	10TH	11TH	12TH	Row Total
NO!	1	57 11.5	115 19.8	86 16.3	86 24.0	67 20.8	81 24.2	65 29.7	558 19.6
No	2	47 9.3	156 26.9	186 35.4	159 44.2	149 46.5	184 54.7	114 52.0	996 35.0
yes	3	115 23.0	120 20.7	112 21.3	70 19.4	55 17.1	43 12.9	21 9.5	535 18.8
YES!	4	280 56.2	190 32.6	142 27.0	45 12.4	50 15.6	28 8.2	19 8.7	753 26.5
Column Total		499 17.6	581 20.4	526 18.5	359 12.6	320 11.3	337 11.8	220 7.7	2842 100.0

SEX = female & male

		6TH	7TH	8TH	9TH	10TH	11TH	12TH	Row Total
NO!	1	91 9.2	183 15.5	186 16.4	178 22.4	154 22.2	135 20.2	125 26.2	1051 17.7
No	2	99 10.1	315 26.6	398 35.2	332 41.7	312 45.1	363 54.2	241 50.6	2061 34.8
yes	3	194 19.8	265 22.4	239 21.1	157 19.7	131 18.9	89 13.2	65 13.7	1140 19.2
YES!	4	597 60.9	419 35.5	309 27.3	129 16.2	96 13.8	83 12.4	46 9.6	1679 28.3
Column Total		981 16.5	1181 19.9	1132 19.1	796 13.4	693 11.7	670 11.3	477 8.0	5930 100.0

Number of Missing Observations: 505

Question 91 (My family has clear rules about alcohol and drug use.) by GRADE

SEX = female

		6TH	7TH	8TH	9TH	10TH	11TH	12TH	Row Total
NO!	1	11 2.3	16 2.7	25 4.2	26 5.9	26 7.1	20 5.9	20 7.8	145 4.7
No	2	23 4.6	91 14.9	110 18.1	102 23.5	89 24.0	77 23.0	55 21.2	547 17.6
yes	3	73 15.0	138 22.8	167 27.4	135 31.0	112 30.3	104 30.9	111 43.0	840 27.1
YES!	4	380 78.1	362 59.7	306 50.3	172 39.6	143 38.7	135 40.1	72 27.9	1571 50.6
Column Total		487 15.7	607 19.6	608 19.6	434 14.0	370 11.9	337 10.9	259 8.3	3103 100.0

Page 485

SEX = male

		6TH	7TH	8TH	9TH	10TH	11TH	12TH	Row Total
NO!	1	24 4.8	44 7.4	31 5.8	29 7.9	9 2.8	21 6.1	12 5.4	168 5.9
No	2	17 3.4	74 12.6	82 15.4	65 17.9	64 19.7	76 22.6	45 20.6	423 14.8
yes	3	78 15.5	136 23.1	109 20.5	109 30.0	98 30.6	128 38.1	94 42.5	752 26.3
YES!	4	382 76.3	336 56.9	311 58.4	160 44.2	151 46.9	111 33.2	69 31.4	1521 53.1
Column Total		501 17.5	590 20.6	533 18.6	363 12.7	322 11.2	335 11.7	220 7.7	2865 100.0

SEX = female & male

		6TH	7TH	8TH	9TH	10TH	11TH	12TH	Row Total
NO!	1	35 3.6	60 5.0	56 4.9	55 6.8	35 5.1	41 6.0	32 6.7	313 5.2
No	2	40 4.0	165 13.8	192 16.8	167 20.9	152 22.0	153 22.8	100 20.9	970 16.3
yes	3	151 15.3	274 22.9	276 24.2	243 30.5	211 30.4	232 34.5	205 42.8	1592 26.7
YES!	4	762 77.2	698 58.3	617 54.1	332 41.7	294 42.5	246 36.7	142 29.5	3092 51.8
Column Total		988 16.6	1197 20.1	1141 19.1	797 13.4	692 11.6	672 11.3	479 8.0	5967 100.0

Number of Missing Observations: 468

Question 92 (If you carried a handgun without your parents' permission, would you be caught by your parents?) by GRADE

SEX = female

		6TH	7TH	8TH	9TH	10TH	11TH	12TH	Row Total
NO!	1	17 3.6	35 5.8	43 7.2	43 10.2	27 7.5	21 6.3	15 5.7	201 6.6
	2	23 4.8	47 7.8	95 15.7	65 15.3	94 25.9	70 21.3	46 18.2	441 14.4
yes	3	56 11.7	116 19.2	133 21.9	110 25.7	74 20.3	88 26.9	65 25.4	641 20.9
	4	384 79.9	406 67.3	335 55.3	208 48.8	168 46.3	149 45.4	128 50.6	1778 58.1
Column Total		480 15.7	604 19.7	607 19.8	426 13.9	363 11.9	328 10.7	254 8.3	3061 100.0

SEX = male

		6TH	7TH	8TH	9TH	10TH	11TH	12TH	Row Total
NO!	1	50 10.1	81 13.9	79 15.2	59 16.3	52 16.4	63 18.9	48 22.0	433 15.3
	2	26 5.1	80 13.7	87 16.8	101 28.1	75 23.4	103 30.8	75 34.1	546 19.3
yes	3	109 21.9	111 19.1	105 20.1	85 23.5	65 20.5	70 20.9	50 23.0	595 21.0
	4	313 62.9	311 53.3	250 48.0	116 32.1	127 39.7	99 29.5	46 20.9	1260 44.5
Column Total		497 17.5	583 20.6	521 18.4	360 12.7	319 11.3	335 11.8	219 7.7	2834 100.0

SEX = female & male

		6TH	7TH	8TH	9TH	10TH	11TH	12TH	Row Total
NO!	1	67 6.9	116 9.8	122 10.9	102 13.0	79 11.7	84 12.7	63 13.3	634 10.8
	2	48 5.0	127 10.7	183 16.2	166 21.1	169 24.8	173 26.1	121 25.6	987 16.7
yes	3	165 16.9	227 19.1	237 21.0	194 24.7	139 20.4	158 23.9	115 24.3	1236 21.0
	4	696 71.3	717 60.4	585 51.9	324 41.2	295 43.2	248 37.4	174 36.8	3038 51.5
Column Total		977 16.6	1186 20.1	1128 19.1	786 13.3	682 11.6	663 11.2	473 8.0	5895 100.0

Number of Missing Observations: 540

Question 93 (If you skipped school without your parents' permission, would you be caught by your parents?) by GRADE

SEX = female

		6TH	7TH	8TH	9TH	10TH	11TH	12TH	Row Total
NO!	1	28	41	60	55	42	50	53	329
		5.8	6.7	9.8	12.8	11.4	14.8	20.7	10.6
No	2	20	57	91	115	122	90	75	570
		4.1	9.3	15.0	26.7	32.9	26.9	29.2	18.4
yes	3	65	149	175	116	101	95	67	768
		13.4	24.4	28.8	26.9	27.2	28.5	26.0	24.8
YES!	4	373	363	282	145	106	100	62	1430
		76.7	59.6	46.4	33.6	28.6	29.9	24.0	46.2
Column Total		486	609	608	431	371	335	257	3096
		15.7	19.7	19.6	13.9	12.0	10.8	8.3	100.0

SEX = male

		6TH	7TH	8TH	9TH	10TH	11TH	12TH	Row Total
NO!	1	43	87	53	60	47	64	51	404
		8.5	14.8	10.1	16.6	14.6	19.1	23.4	14.2
No	2	20	59	75	91	90	108	72	517
		4.0	10.1	14.2	25.4	28.1	32.1	33.3	18.1
yes	3	106	131	132	99	86	85	61	700
		21.4	22.4	24.9	27.5	26.8	25.3	27.9	24.6
YES!	4	329	309	269	110	98	79	34	1227
		66.0	52.7	50.8	30.5	30.5	23.5	15.5	43.1
Column Total		498	586	529	359	322	336	217	2847
		17.5	20.6	18.6	12.6	11.3	11.8	7.6	100.0

SEX = female & male

		6TH	7TH	8TH	9TH	10TH	11TH	12TH	Row Total
NO!	1	71	127	113	115	89	114	104	733
		7.2	10.7	10.0	14.5	12.9	17.0	21.9	12.3
No	2	40	116	166	206	212	198	148	1086
		4.1	9.7	14.6	26.1	30.7	29.5	31.1	18.3
yes	3	172	280	307	215	187	180	128	1467
		17.4	23.4	27.0	27.2	27.0	26.9	26.9	24.7
YES!	4	701	672	551	254	204	179	95	2657
		71.3	56.2	48.4	32.2	29.5	26.7	20.1	44.7
Column Total		984	1194	1138	790	692	671	475	5943
		16.6	20.1	19.1	13.3	11.6	11.3	8.0	100.0

Number of Missing Observations: 492

Question 94 (My parents notice when I am doing a good job and let me know about it.) by GRADE

SEX = female

		6TH	7TH	8TH	9TH	10TH	11TH	12TH	Row Total
NEVER/ALMOST NEVER	0	26 5.4	39 6.4	73 12.1	69 15.7	52 14.1	42 12.3	19 7.5	321 10.3
	1	112 23.1	195 32.3	191 31.4	157 35.9	151 40.8	121 35.6	104 39.9	1031 33.2
SOMETIMES	2	154 31.7	183 30.4	192 31.6	135 30.7	95 25.7	100 29.5	89 34.4	949 30.5
	3	194 39.8	186 30.8	152 24.9	78 17.7	72 19.4	76 22.5	47 18.2	805 25.9
Column Total		488 15.7	603 19.4	608 19.6	439 14.1	370 11.9	338 10.9	260 8.4	3106 100.0

SEX = male

		6TH	7TH	8TH	9TH	10TH	11TH	12TH	Row Total
NEVER/ALMOST NEVER	0	37 7.6	61 10.4	38 7.0	52 14.2	37 11.6	29 8.6	23 10.4	277 9.7
	1	80 16.2	151 25.6	145 27.2	114 31.2	125 38.8	127 38.0	89 40.4	832 29.1
SOMETIMES	2	172 34.8	225 38.2	217 40.7	115 31.5	109 33.8	129 38.5	79 35.8	1046 36.6
	3	206 41.5	151 25.7	134 25.0	84 23.1	51 15.9	50 14.9	30 13.5	706 24.7
Column Total		496 17.3	588 20.5	534 18.7	366 12.8	323 11.3	335 11.7	220 7.7	2861 100.0

SEX = female & male

		6TH	7TH	8TH	9TH	10TH	11TH	12TH	Row Total
NEVER/ALMOST NEVER	0	64 6.5	100 8.4	111 9.7	121 15.0	90 12.9	70 10.5	42 8.8	598 10.0
	1	193 19.6	346 29.0	336 29.4	272 33.8	276 39.8	248 36.8	193 40.1	1862 31.2
SOMETIMES	2	327 33.2	408 34.3	409 35.9	250 31.0	204 29.5	229 34.0	168 35.0	1995 33.4
	3	400 40.7	337 28.3	285 25.0	162 20.2	123 17.7	126 18.7	77 16.0	1511 25.3
Column Total		984 16.5	1191 20.0	1142 19.1	804 13.5	693 11.6	673 11.3	480 8.0	5967 100.0

Number of Missing Observations: 468

Question 95 (Do you feel very close to your mother?) by GRADE

SEX = female

		6TH	7TH	8TH	9TH	10TH	11TH	12TH	Row Total
NO!	1	14 3.0	25 4.1	51 8.3	64 14.7	36 9.8	25 7.3	18 6.9	232 7.5
	2	22 4.6	66 10.9	85 13.9	71 16.3	67 18.1	74 22.2	36 14.2	421 13.6
No	3	163 33.9	216 35.8	192 31.6	149 34.2	133 35.8	124 36.9	101 39.6	1077 34.9
	4	282 58.6	297 49.2	280 46.1	151 34.8	135 36.3	113 33.6	100 39.3	1358 44.0
Column Total		481 15.6	603 19.5	608 19.7	434 14.1	371 12.0	336 10.9	256 8.3	3088 100.0

SEX = male

		6TH	7TH	8TH	9TH	10TH	11TH	12TH	Row Total
NO!	1	16 3.1	26 4.4	36 6.7	16 4.5	24 7.6	17 5.2	5 2.4	140 4.9
	2	30 6.0	57 9.7	59 11.0	47 13.0	39 12.2	37 11.1	40 18.4	308 10.8
No	3	163 32.7	248 42.3	188 35.3	178 49.4	154 47.9	161 48.8	105 48.1	1198 42.1
	4	290 58.2	256 43.6	250 47.0	119 33.1	104 32.3	115 34.9	68 31.1	1202 42.2
Column Total		498 17.5	586 20.6	533 18.7	360 12.7	321 11.3	331 11.6	219 7.7	2848 100.0

SEX = female & male

		6TH	7TH	8TH	9TH	10TH	11TH	12TH	Row Total
NO!	1	30 3.1	50 4.2	86 7.6	80 10.1	61 8.8	42 6.3	23 4.8	372 6.3
	2	52 5.3	122 10.3	144 12.6	117 14.8	106 15.4	111 16.7	76 16.1	729 12.3
No	3	326 33.3	464 39.0	380 33.3	327 41.1	286 41.4	285 42.8	206 43.5	2275 38.3
	4	572 58.4	552 46.4	531 46.5	270 34.0	238 34.4	228 34.2	169 35.5	2560 43.1
Column Total		979 16.5	1189 20.0	1140 19.2	794 13.4	692 11.7	667 11.2	474 8.0	5936 100.0

Number of Missing Observations: 499

Question 96 (Do you share your thoughts and feelings with your mother?) by GRADE

SEX = female

		6TH	7TH	8TH	9TH	10TH	11TH	12TH	Row Total
NO!	1	28 5.8	57 9.4	78 13.0	87 20.2	49 13.5	39 11.6	15 5.9	353 11.5
No	2	86 18.0	136 22.4	116 19.2	84 19.6	76 21.0	72 21.6	55 21.4	625 20.4
yes	3	165 34.4	230 37.9	238 39.5	142 32.9	137 37.8	124 36.9	104 40.7	1139 37.1
YES!	4	201 41.8	183 30.2	170 28.3	117 27.3	100 27.7	100 29.9	82 32.0	955 31.1
Column Total		481 15.7	606 19.7	602 19.6	430 14.0	362 11.8	335 10.9	255 8.3	3072 100.0

SEX = male

		6TH	7TH	8TH	9TH	10TH	11TH	12TH	Row Total
NO!	1	55 11.1	93 16.0	73 13.9	47 13.1	49 15.2	36 11.0	21 9.6	374 13.2
No	2	89 17.9	166 28.7	139 26.3	131 36.2	90 28.1	82 24.8	66 30.2	762 26.9
yes	3	220 44.2	204 35.1	176 33.3	117 32.6	127 39.8	148 44.9	95 43.6	1087 38.4
YES!	4	134 26.8	117 20.2	139 26.4	65 18.1	54 16.9	63 19.3	36 16.6	609 21.5
Column Total		498 17.6	580 20.5	527 18.6	360 12.7	320 11.3	329 11.6	218 7.7	2832 100.0

SEX = female & male

		6TH	7TH	8TH	9TH	10TH	11TH	12TH	Row Total
NO!	1	83 8.5	150 12.6	152 13.4	134 17.0	98 14.3	75 11.3	36 7.6	727 12.3
No	2	176 17.9	302 25.5	254 22.5	215 27.2	166 24.3	154 23.2	121 25.5	1388 23.5
yes	3	385 39.4	433 36.5	413 36.6	259 32.8	264 38.7	271 40.8	199 42.0	2226 37.7
YES!	4	335 34.2	301 25.4	309 27.4	182 23.1	155 22.6	164 24.7	118 24.9	1564 26.5
Column Total		979 16.6	1187 20.1	1129 19.1	790 13.4	683 11.6	664 11.2	474 8.0	5904 100.0

Number of Missing Observations: 531

Question 97 (My parents ask me what I think before most family decisions affecting me are made.) by GRADE

SEX = female

		6TH	7TH	8TH	9TH	10TH	11TH	12TH	Row Total
NO!	1	43	70	82	66	50	55	26	394
		9.0	11.6	13.6	15.3	13.6	16.3	10.1	12.7
No	2	59	129	130	115	117	77	74	701
		12.4	21.5	21.4	26.5	31.5	22.8	28.4	22.7
yes	3	212	256	266	176	135	139	109	1294
		44.2	42.5	43.8	40.6	36.4	41.3	42.0	41.8
YES!	4	165	147	129	77	69	66	51	703
		34.4	24.4	21.2	17.6	18.5	19.6	19.5	22.7
Column Total		480	603	607	434	370	338	260	3092
		15.5	19.5	19.6	14.0	12.0	10.9	8.4	100.0

SEX = male

		6TH	7TH	8TH	9TH	10TH	11TH	12TH	Row Total
NO!	1	57	87	71	28	28	30	35	337
		11.6	15.3	13.2	7.9	8.9	8.8	16.2	11.9
No	2	90	117	126	94	86	87	54	654
		18.1	20.4	23.6	26.5	26.8	25.9	24.8	23.1
yes	3	202	246	212	153	147	164	102	1226
		40.9	43.1	39.6	43.1	45.9	48.6	46.8	43.3
YES!	4	145	121	126	80	59	56	27	614
		29.4	21.2	23.5	22.5	18.4	16.7	12.1	21.7
Column Total		494	571	535	355	320	337	218	2830
		17.5	20.2	18.9	12.5	11.3	11.9	7.7	100.0

SEX = female & male

		6TH	7TH	8TH	9TH	10TH	11TH	12TH	Row Total
NO!	1	101	157	153	95	79	85	62	731
		10.3	13.4	13.4	12.0	11.4	12.6	12.9	12.3
No	2	149	246	256	209	203	164	128	1355
		15.3	21.0	22.4	26.5	29.4	24.3	26.8	22.9
yes	3	414	502	478	329	282	303	211	2519
		42.5	42.8	41.8	41.7	40.8	44.9	44.2	42.5
YES!	4	310	268	255	156	127	122	77	1317
		31.9	22.9	22.3	19.8	18.5	18.2	16.2	22.2
Column Total		974	1174	1142	789	690	675	478	5922
		16.4	19.8	19.3	13.3	11.7	11.4	8.1	100.0

Number of Missing Observations: 513

Question 98 (People in my family hardly ever lose their tempers.) by GRADE

SEX = female

		6TH	7TH	8TH	9TH	10TH	11TH	12TH	Row Total
NO!	1	90 18.6	132 22.0	175 29.1	154 35.6	140 37.6	100 30.0	52 19.9	842 27.3
	2	178 37.1	221 36.7	210 34.9	153 35.5	119 31.8	118 35.7	105 40.5	1105 35.9
No	3	153 31.8	174 28.9	149 24.8	91 21.1	86 23.1	89 26.9	84 32.3	826 26.8
	4	60 12.5	75 12.4	67 11.1	34 7.9	28 7.4	24 7.4	19 7.3	307 10.0
YES!									
Column Total		481 15.6	602 19.5	600 19.5	432 14.0	373 12.1	332 10.8	260 8.4	3079 100.0

SEX = male

		6TH	7TH	8TH	9TH	10TH	11TH	12TH	Row Total
NO!	1	112 22.2	130 22.7	147 27.8	74 20.9	72 22.7	60 17.7	41 18.9	636 22.5
	2	182 36.2	225 39.2	179 33.7	157 44.3	132 41.7	145 43.1	79 36.3	1100 38.8
No	3	156 31.0	161 28.0	155 29.2	86 24.1	96 30.2	103 30.6	77 35.2	833 29.4
	4	53 10.5	58 10.1	49 9.3	38 10.7	17 5.3	29 8.6	21 9.6	265 9.3
YES!									
Column Total		502 17.7	574 20.3	530 18.7	355 12.5	317 11.2	337 11.9	218 7.7	2835 100.0

SEX = female & male

		6TH	7TH	8TH	9TH	10TH	11TH	12TH	Row Total
NO!	1	201 20.5	262 22.3	322 28.5	228 28.9	212 30.8	159 23.8	93 19.5	1478 25.0
	2	360 36.6	446 38.0	388 34.3	311 39.5	251 36.4	264 39.4	185 38.6	2205 37.3
No	3	309 31.4	334 28.4	304 26.9	177 22.4	182 26.4	193 28.8	161 33.6	1659 28.1
	4	113 11.5	133 11.3	116 10.2	72 9.1	45 6.5	53 8.0	40 8.3	572 9.7
YES!									
Column Total		984 16.6	1176 19.9	1130 19.1	787 13.3	690 11.7	669 11.3	478 8.1	5914 100.0

Number of Missing Observations: 521

Question 99 (How often do your parents tell you that they are proud of you for something you have done?) by GRADE

SEX = female

		6TH	7TH	8TH	9TH	10TH	11TH	12TH	Row Total
NEVER/ALMOST NEVER	0	24 5.0	53 8.7	74 12.3	77 17.7	66 17.8	38 11.1	15 5.7	347 11.2
	1	107 22.1	186 30.6	174 28.8	142 32.4	147 39.7	134 39.6	119 46.0	1009 32.5
SOMETIMES	2	186 38.2	202 33.3	212 35.1	155 35.3	98 26.5	107 31.5	82 31.6	1041 33.5
	3	168 34.7	166 27.4	144 23.9	64 14.7	60 16.1	60 17.8	43 16.7	706 22.7
OFTEN	3	168 34.7	166 27.4	144 23.9	64 14.7	60 16.1	60 17.8	43 16.7	706 22.7
	3	168 34.7	166 27.4	144 23.9	64 14.7	60 16.1	60 17.8	43 16.7	706 22.7
ALL THE TIME	3	168 34.7	166 27.4	144 23.9	64 14.7	60 16.1	60 17.8	43 16.7	706 22.7
	3	168 34.7	166 27.4	144 23.9	64 14.7	60 16.1	60 17.8	43 16.7	706 22.7
Column Total		486 15.6	607 19.6	605 19.5	438 14.1	371 11.9	339 10.9	259 8.4	3103 100.0

SEX = male

		6TH	7TH	8TH	9TH	10TH	11TH	12TH	Row Total
NEVER/ALMOST NEVER	0	43 8.4	65 11.1	34 6.5	37 10.6	39 12.2	22 6.6	21 9.6	261 9.2
	1	88 17.3	156 26.9	182 34.6	123 34.7	124 38.9	153 45.3	87 39.8	912 32.1
SOME TIMES	2	198 39.2	221 38.1	178 33.7	134 38.0	115 36.0	103 30.6	93 42.6	1042 36.7
	3	178 35.1	138 23.8	133 25.2	59 16.7	41 12.8	59 17.5	17 7.9	624 22.0
OFTEN	3	178 35.1	138 23.8	133 25.2	59 16.7	41 12.8	59 17.5	17 7.9	624 22.0
	3	178 35.1	138 23.8	133 25.2	59 16.7	41 12.8	59 17.5	17 7.9	624 22.0
ALL THE TIME	3	178 35.1	138 23.8	133 25.2	59 16.7	41 12.8	59 17.5	17 7.9	624 22.0
	3	178 35.1	138 23.8	133 25.2	59 16.7	41 12.8	59 17.5	17 7.9	624 22.0
Column Total		506 17.8	580 20.4	526 18.5	353 12.4	319 11.2	337 11.9	219 7.7	2840 100.0

SEX = female & male

		6TH	7TH	8TH	9TH	10TH	11TH	12TH	Row Total
NEVER/ALMOST NEVER	0	67 6.7	117 9.9	108 9.6	115 14.5	105 15.2	60 8.9	36 7.5	608 10.2
	1	195 19.7	342 28.8	356 31.5	264 33.4	271 39.3	287 42.4	206 43.2	1922 32.3
SOMETIMES	2	384 38.7	423 35.6	390 34.4	289 36.5	213 30.9	210 31.1	175 36.7	2083 35.1
	3	346 34.9	304 25.6	277 24.5	123 15.6	101 14.6	119 17.6	61 12.7	1330 22.4
OFTEN	3	346 34.9	304 25.6	277 24.5	123 15.6	101 14.6	119 17.6	61 12.7	1330 22.4
	3	346 34.9	304 25.6	277 24.5	123 15.6	101 14.6	119 17.6	61 12.7	1330 22.4
ALL THE TIME	3	346 34.9	304 25.6	277 24.5	123 15.6	101 14.6	119 17.6	61 12.7	1330 22.4
	3	346 34.9	304 25.6	277 24.5	123 15.6	101 14.6	119 17.6	61 12.7	1330 22.4
Column Total		992 16.7	1187 20.0	1131 19.0	791 13.3	690 11.6	675 11.4	478 8.0	5943 100.0

Number of Missing Observations: 492

Question 100 (Do you share your thoughts and feelings with your father?) by GRADE

SEX = female

		6TH	7TH	8TH	9TH	10TH	11TH	12TH	Row Total
NO!	1	80 17.1	153 25.4	143 23.7	127 29.4	127 33.8	83 25.4	59 23.0	772 25.1
	2	135 28.5	182 30.2	160 26.4	124 28.6	113 30.1	111 34.0	103 39.9	927 30.2
yes	3	151 31.9	187 31.1	230 38.0	151 34.9	106 28.3	106 32.4	70 27.0	1000 32.6
	4	106 22.5	80 13.3	72 11.9	31 7.1	29 7.8	27 8.3	26 10.2	371 12.1
Column Total		472 15.4	602 19.6	605 19.7	432 14.1	375 12.2	328 10.7	258 8.4	3071 100.0

SEX = male

		6TH	7TH	8TH	9TH	10TH	11TH	12TH	Row Total
NO!	1	78 15.5	137 23.9	109 20.8	75 22.0	65 20.7	61 18.2	40 18.6	566 20.1
	2	105 20.8	148 25.8	125 23.8	96 27.9	97 30.8	105 31.6	76 35.4	752 26.8
yes	3	188 37.4	204 35.4	191 36.5	126 36.9	120 38.2	111 33.4	84 39.2	1026 36.5
	4	132 26.3	85 14.8	99 18.9	45 13.2	33 10.4	56 16.8	15 6.8	465 16.6
Column Total		504 17.9	574 20.5	524 18.7	343 12.2	315 11.2	333 11.8	215 7.7	2809 100.0

SEX = female & male

		6TH	7TH	8TH	9TH	10TH	11TH	12TH	Row Total
NO!	1	159 16.3	290 24.7	252 22.3	202 26.1	192 27.8	144 21.7	99 21.0	1338 22.8
	2	240 24.5	330 28.1	285 25.2	220 28.3	210 30.4	216 32.8	179 37.8	1679 28.6
yes	3	339 34.7	391 33.2	421 37.3	277 35.8	226 32.8	217 32.9	154 32.5	2026 34.5
	4	238 24.4	165 14.0	171 15.2	76 9.8	62 9.0	83 12.6	41 8.6	837 14.2
Column Total		976 16.6	1176 20.0	1129 19.2	775 13.2	690 11.7	660 11.2	474 8.1	5880 100.0

Number of Missing Observations: 555

Question 101 (Do you enjoy spending time with your mother?) by GRADE

SEX = female

		6TH	7TH	8TH	9TH	10TH	11TH	12TH	Row Total
NO!	1	13 2.7	20 3.4	43 7.1	47 10.9	29 7.7	21 6.4	10 3.9	184 6.0
	2	11 2.4	44 7.2	68 11.2	53 12.1	43 11.4	44 13.3	32 12.7	295 9.5
No	3	163 33.8	261 43.2	257 42.7	194 44.6	194 51.8	160 48.0	137 53.5	1366 44.3
	4	295 61.1	279 46.2	235 39.0	141 32.4	109 29.1	108 32.4	77 29.9	1243 40.2
YES!									
Column Total		482 15.6	604 19.6	602 19.5	435 14.1	374 12.1	333 10.8	256 8.3	3088 100.0

SEX = male

		6TH	7TH	8TH	9TH	10TH	11TH	12TH	Row Total
NO!	1	16 3.1	45 7.9	33 6.2	14 4.1	29 9.2	16 4.8	13 5.9	166 5.9
	2	36 7.0	54 9.4	48 9.0	58 16.5	52 16.8	55 16.5	36 16.5	339 12.0
No	3	220 43.4	281 48.6	282 53.7	199 56.7	161 51.6	191 57.1	133 60.9	1468 51.9
	4	235 46.4	198 34.2	164 31.1	80 22.7	70 22.5	72 21.6	36 16.7	855 30.2
YES!									
Column Total		508 17.9	578 20.4	526 18.6	351 12.4	312 11.0	335 11.9	219 7.7	2829 100.0

SEX = female & male

		6TH	7TH	8TH	9TH	10TH	11TH	12TH	Row Total
NO!	1	29 2.9	66 5.6	75 6.7	62 7.9	57 8.4	37 5.6	23 4.8	350 5.9
	2	47 4.8	98 8.3	115 10.2	110 14.1	95 13.8	100 14.9	69 14.5	634 10.7
No	3	383 38.7	542 45.9	539 47.8	393 50.0	355 51.7	351 52.5	270 56.9	2834 47.9
	4	530 53.6	476 40.3	398 35.3	220 28.1	179 26.1	180 27.0	113 23.8	2098 35.5
YES!									
Column Total		990 16.7	1183 20.0	1128 19.1	786 13.3	686 11.6	669 11.3	475 8.0	5916 100.0

Number of Missing Observations: 519

Question 102 (Do you enjoy spending time with your father?) by GRADE

SEX = female

		6TH	7TH	8TH	9TH	10TH	11TH	12TH	Row Total
NO!	1	31	44	81	73	71	44	27	372
		6.7	7.3	13.4	17.0	19.1	13.6	10.6	12.2
No	2	21	66	86	54	64	60	41	392
		4.4	11.1	14.2	12.7	17.3	18.3	16.0	12.9
yes	3	178	265	244	194	173	139	137	1330
		38.1	44.6	40.5	45.1	46.3	42.6	53.8	43.6
YES!	4	237	220	193	108	64	83	50	955
		50.7	37.0	31.9	25.2	17.3	25.5	19.6	31.3
Column Total		466	595	604	429	373	326	255	3048
		15.3	19.5	19.8	14.1	12.2	10.7	8.4	100.0

SEX = male

		6TH	7TH	8TH	9TH	10TH	11TH	12TH	Row Total
NO!	1	30	60	48	33	34	27	22	252
		6.0	10.5	9.1	9.5	10.7	8.0	10.0	9.0
No	2	27	37	34	33	27	43	33	234
		5.3	6.4	6.5	9.6	8.7	12.9	15.3	8.3
yes	3	178	234	235	168	184	177	125	1301
		35.5	40.9	44.8	48.4	58.8	52.7	58.0	46.3
YES!	4	266	242	208	112	68	88	36	1021
		53.2	42.3	39.6	32.5	21.8	26.4	16.7	36.4
Column Total		501	572	525	346	313	335	216	2808
		17.9	20.4	18.7	12.3	11.1	11.9	7.7	100.0

SEX = female & male

		6TH	7TH	8TH	9TH	10TH	11TH	12TH	Row Total
NO!	1	62	104	129	106	105	71	49	624
		6.4	8.9	11.4	13.6	15.3	10.8	10.3	10.7
No	2	47	103	120	88	92	103	74	626
		4.9	8.8	10.6	11.3	13.4	15.6	15.7	10.7
yes	3	356	499	480	361	357	316	262	2630
		36.8	42.8	42.5	46.6	52.0	47.7	55.7	44.9
YES!	4	503	462	400	221	133	171	86	1976
		52.0	39.6	35.5	28.4	19.3	25.9	18.3	33.7
Column Total		968	1167	1129	775	686	661	471	5856
		16.5	19.9	19.3	13.2	11.7	11.3	8.0	100.0

Number of Missing Observations: 579

Question 103 (We fight a lot in our family.) by GRADE

SEX = female

		6TH	7TH	8TH	9TH	10TH	11TH	12TH	Row Total
NO!	1	168 35.2	173 28.9	132 21.8	70 16.1	51 13.7	69 20.5	51 20.0	715 23.2
	2	205 43.0	238 39.6	243 40.2	168 38.6	152 40.8	151 45.0	114 44.4	1271 41.2
No	3	73 15.4	113 18.8	143 23.6	114 26.1	80 21.4	70 20.9	65 25.4	657 21.3
	4	30 6.4	76 12.7	87 14.3	84 19.2	90 24.2	46 13.6	26 10.1	439 14.2
YES!									
	Column Total	476 15.5	600 19.5	605 19.6	436 14.1	374 12.1	335 10.9	256 8.3	3082 100.0

SEX = male

		6TH	7TH	8TH	9TH	10TH	11TH	12TH	Row Total
NO!	1	174 34.4	184 32.0	137 26.4	87 24.8	76 24.2	80 23.9	60 27.7	799 28.4
	2	195 38.7	234 40.8	249 47.8	165 47.1	153 48.6	177 52.5	99 45.4	1271 45.1
No	3	93 18.5	97 16.9	100 19.2	77 22.0	63 19.9	64 19.0	36 16.6	529 18.8
	4	42 8.4	59 10.3	34 6.5	21 6.1	23 7.2	15 4.6	22 10.2	217 7.7
YES!									
	Column Total	504 17.9	574 20.4	520 18.5	350 12.4	314 11.1	336 11.9	218 7.7	2816 100.0

SEX = female & male

		6TH	7TH	8TH	9TH	10TH	11TH	12TH	Row Total
NO!	1	341 34.8	357 30.4	269 23.9	157 20.0	127 18.5	149 22.2	112 23.6	1513 25.7
	2	400 40.8	472 40.2	492 43.7	333 42.4	305 44.3	327 48.7	213 44.9	2541 43.1
No	3	166 17.0	210 17.9	243 21.6	191 24.3	142 20.7	134 19.9	101 21.3	1187 20.1
	4	73 7.4	135 11.5	121 10.7	105 13.3	113 16.4	61 9.1	48 10.2	656 11.1
YES!									
	Column Total	981 16.6	1174 19.9	1124 19.1	786 13.3	688 11.7	672 11.4	473 8.0	5898 100.0

Number of Missing Observations: 537

Question 104 (If I had a personal problem, I could ask my mom or dad for help.) by
GRADE

SEX = female

		6TH	7TH	8TH	9TH	10TH	11TH	12TH	Row Total
NO!	1	36 7.6	62 10.3	64 10.7	71 16.2	44 11.8	40 12.0	18 6.9	335 10.9
	2	32 6.7	86 14.3	88 14.5	81 18.4	88 23.7	77 23.1	47 18.3	498 16.2
No	3	140 29.6	206 34.5	241 40.0	152 34.7	145 39.2	119 35.7	113 44.2	1117 36.3
	4	266 56.2	244 40.9	211 34.9	134 30.6	94 25.3	98 29.2	78 30.6	1125 36.6
yes									
YES!									
Column Total		473 15.4	598 19.5	604 19.7	438 14.3	371 12.1	334 10.9	255 8.3	3074 100.0

SEX = male

		6TH	7TH	8TH	9TH	10TH	11TH	12TH	Row Total
NO!	1	48 9.4	71 12.2	47 9.1	40 11.5	37 11.9	26 7.8	20 9.1	289 10.3
	2	44 8.6	100 17.3	90 17.4	89 25.9	65 20.7	82 24.6	48 22.1	518 18.4
No	3	178 34.8	200 34.7	196 37.8	134 39.0	126 40.2	137 40.9	110 50.5	1081 38.4
	4	241 47.2	207 35.8	185 35.7	81 23.6	85 27.1	89 26.7	40 18.2	928 33.0
yes									
YES!									
Column Total		510 18.1	577 20.5	519 18.4	344 12.2	314 11.1	334 11.9	217 7.7	2815 100.0

SEX = female & male

		6TH	7TH	8TH	9TH	10TH	11TH	12TH	Row Total
NO!	1	84 8.6	132 11.3	112 9.9	111 14.1	81 11.8	66 9.9	37 7.9	624 10.6
	2	75 7.6	185 15.8	178 15.8	170 21.7	153 22.4	159 23.8	95 20.1	1015 17.2
No	3	318 32.3	406 34.6	438 39.0	287 36.6	272 39.6	256 38.3	222 47.1	2198 37.3
	4	507 51.5	451 38.4	396 35.2	215 27.5	179 26.2	187 27.9	117 24.9	2052 34.8
yes									
YES!									
Column Total		984 16.7	1175 20.0	1123 19.1	783 13.3	685 11.6	668 11.3	472 8.0	5889 100.0

Number of Missing Observations: 546

Question 105 (Do you feel very close to your father?) by GRADE

SEX = female

		6TH	7TH	8TH	9TH	10TH	11TH	12TH	Row Total
NO!	1	46 9.9	78 13.1	103 17.0	83 19.3	102 27.3	67 20.5	42 16.6	521 17.1
	2	82 17.4	125 20.9	140 23.3	121 28.1	93 25.1	91 27.7	90 35.4	742 24.3
yes	3	145 31.0	185 31.0	183 30.4	129 29.8	97 26.1	99 30.2	86 33.5	923 30.2
	4	195 41.7	209 35.0	176 29.3	98 22.8	80 21.5	70 21.5	37 14.6	866 28.4
Column Total		468 15.3	596 19.5	602 19.7	431 14.1	373 12.2	327 10.7	255 8.4	3053 100.0

SEX = male

		6TH	7TH	8TH	9TH	10TH	11TH	12TH	Row Total
NO!	1	36 7.3	54 9.5	57 11.1	41 11.7	39 12.4	37 11.2	25 11.5	289 10.4
	2	44 8.8	92 16.1	78 15.0	59 16.8	65 20.8	88 26.3	64 29.9	490 17.5
yes	3	173 35.1	201 35.2	199 38.4	151 43.1	133 42.5	120 36.0	95 44.2	1072 38.4
	4	241 48.8	223 39.1	184 35.5	100 28.4	76 24.3	89 26.6	31 14.5	943 33.7
Column Total		494 17.7	571 20.4	518 18.5	351 12.6	313 11.2	335 12.0	214 7.7	2795 100.0

SEX = female & male

		6TH	7TH	8TH	9TH	10TH	11TH	12TH	Row Total
NO!	1	82 8.5	132 11.3	160 14.3	124 15.9	141 20.5	104 15.8	67 14.3	811 13.9
	2	125 13.0	217 18.6	218 19.5	180 23.1	158 23.1	179 27.0	154 32.9	1232 21.1
yes	3	318 33.1	386 33.1	382 34.1	280 35.8	230 33.6	219 33.1	180 38.4	1995 34.1
	4	436 45.3	432 37.0	360 32.1	198 25.3	156 22.8	159 24.1	68 14.5	1810 30.9
Column Total		962 16.4	1167 20.0	1120 19.2	782 13.4	685 11.7	662 11.3	470 8.0	5848 100.0

Number of Missing Observations: 587

Question 106 (My parents give me lots of chances to do fun things with them.) by GRADE

SEX = female

		6TH	7TH	8TH	9TH	10TH	11TH	12TH	Row Total
NO!	1	27 5.8	47 7.9	64 10.7	45 10.2	61 16.3	30 8.9	29 11.3	302 9.9
	2	63 13.3	118 19.8	120 19.9	123 28.2	124 33.3	125 37.5	103 40.6	776 25.3
yes	3	152 32.1	224 37.7	240 39.9	182 41.7	127 34.0	123 36.7	83 32.8	1130 36.9
YES!	4	231 48.8	206 34.7	178 29.5	87 19.9	61 16.4	56 16.9	39 15.3	858 28.0
Column Total		473 15.4	593 19.4	602 19.6	436 14.2	373 12.2	334 10.9	254 8.3	3066 100.0

SEX = male

		6TH	7TH	8TH	9TH	10TH	11TH	12TH	Row Total
NO!	1	23 4.6	49 8.6	39 7.5	26 7.6	22 7.1	26 7.9	28 12.9	213 7.6
	2	55 11.1	106 18.4	114 22.0	96 28.1	83 26.4	106 32.0	65 30.2	625 22.4
yes	3	187 38.0	232 40.4	203 39.4	146 43.0	150 47.7	150 45.1	99 45.7	1168 41.9
YES!	4	228 46.3	187 32.6	161 31.2	72 21.3	59 18.8	50 15.0	24 11.1	783 28.1
Column Total		493 17.7	575 20.6	517 18.5	340 12.2	314 11.3	333 11.9	216 7.8	2788 100.0

SEX = female & male

		6TH	7TH	8TH	9TH	10TH	11TH	12TH	Row Total
NO!	1	50 5.2	96 8.2	103 9.2	71 9.1	83 12.1	56 8.4	57 12.1	515 8.8
	2	118 12.2	224 19.1	234 20.9	219 28.1	207 30.2	232 34.8	168 35.8	1401 23.9
yes	3	339 35.1	456 39.0	444 39.7	328 42.3	276 40.2	273 40.9	182 38.7	2298 39.3
YES!	4	459 47.5	393 33.6	339 30.3	159 20.5	120 17.5	106 15.9	63 13.4	1640 28.0
Column Total		966 16.5	1169 20.0	1119 19.1	777 13.3	687 11.7	666 11.4	470 8.0	5854 100.0

Number of Missing Observations: 581

Question 107 (If I had to move, I would miss the neighborhood, or the area around where I live.) by GRADE

SEX = female

		6TH	7TH	8TH	9TH	10TH	11TH	12TH	Row Total
NO!	1	34 7.0	43 7.2	59 9.7	65 14.9	50 13.4	38 11.3	35 13.7	324 10.5
	2	36 7.5	50 8.3	58 9.5	60 13.8	59 15.7	60 17.9	54 20.7	376 12.1
yes	3	86 17.9	134 22.3	131 21.7	98 22.4	108 29.0	94 28.1	84 32.4	736 23.8
	4	326 67.7	375 62.2	358 59.1	213 48.9	157 41.9	143 42.8	86 33.2	1658 53.6
Column Total		481 15.6	603 19.5	606 19.6	436 14.1	374 12.1	334 10.8	259 8.4	3093 100.0

SEX = male

		6TH	7TH	8TH	9TH	10TH	11TH	12TH	Row Total
NO!	1	41 8.2	69 12.0	59 11.3	33 9.6	27 8.7	40 12.1	39 18.1	308 11.0
	2	56 11.1	63 10.9	39 7.4	67 19.5	47 15.3	43 13.1	27 12.3	342 12.2
yes	3	88 17.6	140 24.3	128 24.5	108 31.5	95 30.7	102 30.6	83 38.2	744 26.6
	4	314 63.1	304 52.8	295 56.7	136 39.4	140 45.3	147 44.2	69 31.5	1405 50.2
Column Total		499 17.8	576 20.6	521 18.6	344 12.3	309 11.0	333 11.9	218 7.8	2799 100.0

SEX = female & male

		6TH	7TH	8TH	9TH	10TH	11TH	12TH	Row Total
NO!	1	74 7.6	113 9.5	118 10.4	98 12.5	77 11.3	78 11.7	75 15.7	632 10.7
	2	91 9.3	113 9.6	96 8.5	127 16.3	106 15.6	103 15.5	80 16.9	717 12.2
yes	3	174 17.7	274 23.3	259 23.0	206 26.4	203 29.8	196 29.4	167 35.0	1479 25.1
	4	640 65.3	679 57.6	653 58.0	349 44.7	297 43.4	290 43.5	154 32.4	3063 52.0
Column Total		980 16.6	1179 20.0	1126 19.1	780 13.2	683 11.6	667 11.3	477 8.1	5892 100.0

Number of Missing Observations: 543

Question 108 (My neighbors notice when I am doing a good job and let me know about it.)
by GRADE

SEX = female

		6TH	7TH	8TH	9TH	10TH	11TH	12TH	Row Total
NO!	1	171	255	269	234	222	188	131	1470
		36.0	42.5	44.9	53.6	59.9	56.4	51.3	47.9
No	2	149	179	196	124	86	99	75	907
		31.5	29.8	32.7	28.3	23.1	29.7	29.4	29.6
yes	3	95	113	98	62	44	39	40	490
		20.1	18.8	16.3	14.2	11.9	11.6	15.7	16.0
YES!	4	59	53	37	17	19	8	9	202
		12.5	8.9	6.1	3.9	5.1	2.3	3.6	6.6
Column Total		474	600	599	436	371	333	256	3069
		15.5	19.5	19.5	14.2	12.1	10.8	8.3	100.0

SEX = male

		6TH	7TH	8TH	9TH	10TH	11TH	12TH	Row Total
NO!	1	188	295	239	156	153	138	101	1270
		38.5	51.2	45.9	45.4	49.0	41.2	46.6	45.5
No	2	156	145	151	113	104	125	76	871
		31.9	25.2	29.1	33.1	33.3	37.4	34.9	31.2
yes	3	81	81	91	60	39	58	30	440
		16.6	14.1	17.5	17.6	12.4	17.2	13.9	15.7
YES!	4	64	54	39	13	17	14	10	212
		13.0	9.5	7.5	3.9	5.3	4.2	4.6	7.6
Column Total		489	576	521	343	312	335	217	2793
		17.5	20.6	18.6	12.3	11.2	12.0	7.8	100.0

SEX = female & male

		6TH	7TH	8TH	9TH	10TH	11TH	12TH	Row Total
NO!	1	359	550	508	390	375	326	232	2740
		37.3	46.8	45.4	50.0	54.9	48.8	49.2	46.7
No	2	305	324	347	237	190	224	151	1778
		31.7	27.6	31.0	30.4	27.7	33.6	31.9	30.3
yes	3	176	194	189	122	83	96	70	930
		18.3	16.5	16.8	15.7	12.1	14.4	14.9	15.9
YES!	4	123	108	76	31	36	22	19	414
		12.7	9.2	6.8	3.9	5.2	3.3	4.1	7.1
Column Total		963	1175	1120	780	683	668	473	5862
		16.4	20.1	19.1	13.3	11.7	11.4	8.1	100.0

Number of Missing Observations: 573

Question 109 (I like my neighborhood, or the area around where I live.) by GRADE

SEX = female

		6TH	7TH	8TH	9TH	10TH	11TH	12TH	Row Total
NO!	1	46 9.6	55 9.1	62 10.3	79 18.1	50 13.6	42 12.7	35 13.6	368 12.0
	2	32 6.7	51 8.5	77 12.8	62 14.3	64 17.2	50 15.3	38 15.0	374 12.2
No	3	147 31.0	205 34.2	232 38.8	141 32.4	154 41.7	149 45.2	124 48.5	1153 37.6
	4	250 52.7	288 48.1	228 38.1	154 35.2	102 27.5	88 26.8	59 23.0	1169 38.2
Column Total		474 15.5	599 19.6	599 19.5	437 14.2	370 12.1	329 10.7	256 8.4	3064 100.0

SEX = male

		6TH	7TH	8TH	9TH	10TH	11TH	12TH	Row Total
NO!	1	67 13.7	74 13.0	67 13.0	52 15.0	38 12.3	35 10.6	29 13.5	363 13.0
	2	32 6.5	64 11.3	60 11.6	54 15.8	52 16.7	35 10.6	31 14.1	328 11.8
No	3	170 34.5	203 35.6	174 33.5	139 40.5	126 40.5	153 45.8	102 46.8	1065 38.3
	4	223 45.3	229 40.1	217 41.9	99 28.7	95 30.6	110 32.9	56 25.7	1027 36.9
Column Total		492 17.7	570 20.5	517 18.6	343 12.3	310 11.1	333 12.0	218 7.8	2784 100.0

SEX = female & male

		6TH	7TH	8TH	9TH	10TH	11TH	12TH	Row Total
NO!	1	113 11.7	129 11.0	129 11.5	131 16.8	88 13.0	77 11.6	64 13.5	731 12.5
	2	63 6.6	116 9.9	137 12.2	117 15.0	115 16.9	86 13.0	69 14.5	703 12.0
No	3	317 32.8	408 34.9	406 36.4	280 35.9	280 41.2	302 45.5	226 47.7	2219 37.9
	4	473 48.9	517 44.2	445 39.8	252 32.4	197 28.9	198 29.9	115 24.2	2196 37.6
Column Total		966 16.5	1169 20.0	1116 19.1	780 13.3	681 11.6	663 11.3	474 8.1	5848 100.0

Number of Missing Observations: 587

Question 110A (How much does the statement "crime and/or drug selling" describe your neighborhood, or the area around where you live?) by GRADE

SEX = female

		6TH	7TH	8TH	9TH	10TH	11TH	12TH	Row Total
NO!	1	369 78.1	371 62.3	334 55.9	222 51.4	158 42.9	182 54.7	117 46.2	1753 57.4
	2	65 13.7	130 21.8	153 25.6	115 26.5	98 26.6	81 24.2	72 28.3	712 23.3
No	3	27 5.7	66 11.2	79 13.3	74 17.1	84 22.8	53 15.8	51 20.1	434 14.2
	4	12 2.5	29 4.8	31 5.2	22 5.0	28 7.7	17 5.2	14 5.5	152 5.0
YES!									
Column Total		472 15.5	596 19.5	597 19.6	433 14.2	368 12.1	333 10.9	253 8.3	3052 100.0

SEX = male

		6TH	7TH	8TH	9TH	10TH	11TH	12TH	Row Total
NO!	1	356 73.9	334 58.6	289 56.0	168 49.7	158 50.7	148 45.1	115 53.1	1568 56.8
	2	73 15.2	130 22.8	126 24.5	86 25.4	75 24.0	103 31.4	62 28.5	656 23.7
No	3	39 8.1	71 12.5	69 13.4	54 16.0	61 19.5	68 20.8	29 13.3	392 14.2
	4	13 2.8	35 6.1	31 6.1	30 8.9	18 5.8	9 2.7	11 5.1	148 5.4
YES!									
Column Total		481 17.4	571 20.7	516 18.7	339 12.3	313 11.3	328 11.9	216 7.8	2763 100.0

SEX = female & male

		6TH	7TH	8TH	9TH	10TH	11TH	12TH	Row Total
NO!	1	724 76.0	705 60.5	623 56.0	390 50.6	317 46.5	330 49.9	232 49.4	3321 57.1
	2	138 14.5	260 22.3	279 25.1	201 26.0	173 25.4	184 27.8	133 28.4	1368 23.5
No	3	66 6.9	138 11.8	148 13.3	128 16.6	145 21.3	121 18.3	80 17.0	826 14.2
	4	25 2.6	64 5.4	62 5.6	52 6.7	46 6.8	26 4.0	25 5.3	300 5.2
YES!									
Column Total		954 16.4	1166 20.1	1113 19.1	771 13.3	681 11.7	661 11.4	469 8.1	5815 100.0

Number of Missing Observations: 620

Question 110B (How much does the statement "fights" describe your neighborhood, or the area around where you live?) by GRADE

SEX = female

		6TH	7TH	8TH	9TH	10TH	11TH	12TH	Row Total
NO!	1	317 67.1	321 56.5	316 53.5	207 48.6	153 42.6	173 52.4	127 51.0	1615 53.9
	2	78 16.6	153 26.9	147 25.0	115 27.1	114 31.7	106 32.0	72 28.7	786 26.2
No	3	50 10.7	68 12.0	94 15.8	86 20.2	64 17.8	39 11.8	43 17.1	444 14.8
	4	27 5.7	26 4.6	34 5.7	17 4.0	28 7.9	13 3.8	8 3.2	153 5.1
YES!									
Column Total		472 15.8	569 19.0	590 19.7	426 14.2	360 12.0	330 11.0	250 8.3	2997 100.0

SEX = male

		6TH	7TH	8TH	9TH	10TH	11TH	12TH	Row Total
NO!	1	256 53.5	283 50.1	254 50.4	155 46.2	150 49.2	153 47.1	118 54.9	1369 50.2
	2	108 22.5	122 21.7	144 28.5	107 31.9	88 28.9	113 34.8	73 33.9	756 27.7
No	3	69 14.4	107 18.9	65 12.9	50 14.9	48 15.9	53 16.3	19 8.8	411 15.1
	4	46 9.6	53 9.4	41 8.1	24 7.0	18 5.9	6 1.8	5 2.5	192 7.1
YES!									
Column Total		479 17.6	565 20.7	504 18.5	335 12.3	304 11.1	326 11.9	215 7.9	2729 100.0

SEX = female & male

		6TH	7TH	8TH	9TH	10TH	11TH	12TH	Row Total
NO!	1	573 60.2	604 53.3	570 52.1	362 47.5	303 45.7	326 49.8	246 52.8	2984 52.1
	2	186 19.6	276 24.3	291 26.6	223 29.2	202 30.4	219 33.4	145 31.1	1541 26.9
No	3	119 12.6	175 15.4	159 14.5	136 17.9	112 16.9	92 14.0	62 13.2	855 14.9
	4	73 7.6	79 7.0	75 6.8	41 5.4	46 7.0	18 2.8	13 2.9	345 6.0
YES!									
Column Total		951 16.6	1134 19.8	1095 19.1	761 13.3	664 11.6	655 11.4	466 8.1	5726 100.0

Number of Missing Observations: 709

Question 110C (How much does the statement "lots of empty or abandoned buildings" describe your neighborhood, or the area around where you live? by GRADE

SEX = female

		6TH	7TH	8TH	9TH	10TH	11TH	12TH	Row Total
NO!	1	370 78.6	390 67.1	383 64.7	256 59.9	204 56.2	225 68.0	161 63.6	1989 65.9
	2	72 15.4	149 25.7	164 27.6	129 30.2	123 33.9	87 26.3	76 30.0	801 26.5
No	3	21 4.5	33 5.7	28 4.6	34 8.1	28 7.7	15 4.5	14 5.6	174 5.7
	4	7 1.6	9 1.5	18 3.1	8 1.9	8 2.2	4 1.2	2 .8	56 1.9
YES!									
Column Total		471 15.6	581 19.2	593 19.6	428 14.2	362 12.0	331 11.0	253 8.4	3019 100.0

SEX = male

		6TH	7TH	8TH	9TH	10TH	11TH	12TH	Row Total
NO!	1	347 72.5	360 64.6	335 66.3	202 60.2	196 63.7	189 57.7	141 65.2	1770 64.9
	2	94 19.6	145 26.1	128 25.4	98 29.2	91 29.4	128 38.9	62 28.6	745 27.3
No	3	20 4.2	30 5.5	24 4.7	23 6.9	14 4.5	8 2.6	11 5.3	131 4.8
	4	18 3.7	21 3.8	18 3.6	12 3.7	7 2.4	3 .8	2 .9	82 3.0
YES!									
Column Total		479 17.6	557 20.4	506 18.5	335 12.3	308 11.3	328 12.0	216 7.9	2728 100.0

SEX = female & male

		6TH	7TH	8TH	9TH	10TH	11TH	12TH	Row Total
NO!	1	717 75.5	749 65.9	719 65.4	458 60.0	400 59.7	414 62.9	302 64.4	3759 65.4
	2	166 17.5	294 25.9	292 26.6	227 29.7	213 31.8	215 32.6	138 29.4	1545 26.9
No	3	42 4.4	64 5.6	51 4.6	58 7.5	42 6.2	23 3.5	26 5.5	305 5.3
	4	25 2.6	30 2.6	37 3.3	20 2.7	15 2.3	7 1.0	4 .8	138 2.4
YES!									
Column Total		950 16.5	1137 19.8	1098 19.1	763 13.3	670 11.7	659 11.5	469 8.2	5747 100.0

Number of Missing Observations: 688

Question 110D (How much does the statement "lots of graffiti" describe your neighborhood, or the area around where you live? by GRADE

SEX = female

		6TH	7TH	8TH	9TH	10TH	11TH	12TH	Row Total
NO!	1	377	418	410	281	230	243	181	2139
		80.0	71.0	68.9	65.1	62.3	74.4	71.1	70.5
No	2	76	131	158	120	119	76	68	748
		16.1	22.3	26.5	27.7	32.4	23.2	26.8	24.6
yes	3	14	24	18	28	13	4	3	104
		2.9	4.1	3.0	6.5	3.4	1.3	1.3	3.4
YES!	4	5	15	9	3	7	3	2	45
		1.0	2.6	1.5	.7	2.0	1.0	.8	1.5
Column		472	588	595	432	369	327	254	3036
Total		15.5	19.4	19.6	14.2	12.2	10.8	8.4	100.0

SEX = male

		6TH	7TH	8TH	9TH	10TH	11TH	12TH	Row Total
NO!	1	370	388	362	208	217	206	152	1903
		77.8	68.5	70.9	61.2	69.9	62.0	70.6	69.2
No	2	83	137	105	99	77	120	61	681
		17.5	24.2	20.6	29.1	24.8	36.2	28.1	24.8
yes	3	10	20	26	21	12	6	3	98
		2.1	3.5	5.2	6.2	4.0	1.8	1.3	3.6
YES!	4	13	22	17	12	4			68
		2.6	3.8	3.4	3.5	1.3			2.5
Column		476	566	511	340	310	332	215	2750
Total		17.3	20.6	18.6	12.4	11.3	12.1	7.8	100.0

SEX = female & male

		6TH	7TH	8TH	9TH	10TH	11TH	12TH	Row Total
NO!	1	748	805	772	489	446	449	333	4042
		78.9	69.8	69.8	63.4	65.8	68.2	70.9	69.9
No	2	159	268	263	219	196	196	129	1429
		16.8	23.2	23.8	28.3	28.9	29.8	27.4	24.7
yes	3	23	44	44	49	25	10	6	202
		2.5	3.8	4.0	6.4	3.7	1.6	1.3	3.5
YES!	4	17	37	26	15	11	3	2	113
		1.8	3.2	2.4	2.0	1.7	.5	.4	1.9
Column		948	1154	1105	772	679	658	470	5786
Total		16.4	19.9	19.1	13.3	11.7	11.4	8.1	100.0

Number of Missing Observations: 649

Question 111 (How many times have you changed homes since kindergarten?) by GRADE

SEX = female

		6TH	7TH	8TH	9TH	10TH	11TH	12TH	Row Total
NEVER	0	200 41.7	246 41.0	257 42.6	179 41.5	132 35.6	134 40.3	98 38.2	1248 40.5
	1	143 29.9	162 26.9	183 30.3	124 28.7	118 31.7	97 29.2	78 30.3	905 29.4
1 OR 2 TIMES	3	78 16.3	100 16.7	76 12.6	55 12.6	59 15.9	43 13.0	29 11.4	441 14.3
	5	16 3.4	39 6.4	48 8.0	31 7.2	23 6.1	22 6.6	22 8.7	201 6.5
3 OR 4 TIMES	7	42 8.8	54 8.9	39 6.4	43 10.0	40 10.7	36 10.9	30 11.5	284 9.2
	7 OR MORE TIMES								
Column Total		480 15.6	600 19.5	604 19.6	432 14.0	372 12.1	333 10.8	258 8.4	3079 100.0

SEX = male

		6TH	7TH	8TH	9TH	10TH	11TH	12TH	Row Total
NEVER	0	215 44.3	241 42.0	216 41.3	140 41.1	135 42.8	132 39.3	97 44.6	1176 42.1
	1	141 29.1	155 27.0	158 30.3	93 27.2	88 27.8	104 30.9	52 23.8	791 28.3
1 OR 2 TIMES	3	81 16.8	91 15.9	88 16.8	52 15.2	43 13.6	56 16.6	32 14.7	443 15.9
	5	23 4.7	35 6.1	29 5.6	25 7.3	22 6.8	18 5.4	19 8.6	170 6.1
3 OR 4 TIMES	7	25 5.1	52 9.1	31 6.0	32 9.3	28 9.0	26 7.7	18 8.3	212 7.6
	7 OR MORE TIMES								
Column Total		485 17.4	574 20.6	523 18.7	342 12.2	316 11.3	336 12.0	217 7.8	2792 100.0

SEX = female & male

		6TH	7TH	8TH	9TH	10TH	11TH	12TH	Row Total
NEVER	0	415 43.0	487 41.5	473 42.0	320 41.3	268 38.9	266 39.8	195 41.1	2424 41.3
	1	285 29.5	317 27.0	341 30.3	217 28.0	206 29.9	201 30.1	130 27.3	1696 28.9
1 OR 2 TIMES	3	159 16.5	191 16.3	164 14.6	106 13.8	102 14.8	99 14.8	61 12.9	883 15.0
	5	39 4.0	74 6.3	78 6.9	56 7.2	44 6.4	40 6.0	41 8.6	371 6.3
3 OR 4 TIMES	7	67 7.0	106 9.0	70 6.2	75 9.7	68 9.9	62 9.3	48 10.0	496 8.5
	7 OR MORE TIMES								
Column Total		965 16.4	1174 20.0	1126 19.2	774 13.2	688 11.7	669 11.4	474 8.1	5871 100.0

Number of Missing Observations: 564

Question 112 (There are many people in my neighborhood, or the area around where I live, who are proud of me when I do something well.) by GRADE

SEX = female

		6TH	7TH	8TH	9TH	10TH	11TH	12TH	Row Total
NO!	1	67 14.4	121 20.3	138 23.2	120 27.9	117 31.6	103 31.1	67 26.4	734 24.1
	2	122 26.4	184 31.0	167 28.0	129 30.0	102 27.3	75 22.5	69 27.1	848 27.9
No	3	174 37.5	200 33.6	220 36.9	143 33.2	117 31.6	121 36.5	95 37.3	1070 35.2
	4	100 21.7	89 15.1	70 11.8	38 8.9	35 9.5	33 9.8	24 9.2	390 12.8
YES!									
Column Total		463 15.2	594 19.5	596 19.6	430 14.1	371 12.2	332 10.9	255 8.4	3042 100.0

SEX = male

		6TH	7TH	8TH	9TH	10TH	11TH	12TH	Row Total
NO!	1	95 20.0	156 27.5	131 25.7	87 25.9	77 24.6	79 23.9	44 20.2	669 24.3
	2	121 25.4	175 31.0	145 28.5	111 33.0	101 32.5	110 33.3	48 22.4	813 29.6
No	3	174 36.5	179 31.7	174 34.1	108 32.1	103 33.0	112 33.8	104 48.3	954 34.7
	4	87 18.2	55 9.8	60 11.7	30 9.0	31 9.9	30 9.0	19 9.0	312 11.4
YES!									
Column Total		478 17.4	566 20.6	510 18.6	336 12.2	312 11.3	331 12.0	215 7.8	2748 100.0

SEX = female & male

		6TH	7TH	8TH	9TH	10TH	11TH	12TH	Row Total
NO!	1	162 17.2	277 23.9	270 24.4	207 27.0	194 28.4	182 27.5	111 23.6	1403 24.2
	2	244 25.9	360 31.0	312 28.2	240 31.3	203 29.7	185 27.9	118 25.0	1661 28.7
No	3	348 37.0	379 32.7	394 35.6	251 32.7	220 32.2	233 35.2	199 42.3	2024 35.0
	4	187 19.9	145 12.5	130 11.8	69 9.0	66 9.7	62 9.4	43 9.1	702 12.1
YES!									
Column Total		941 16.2	1160 20.0	1106 19.1	766 13.2	683 11.8	663 11.4	471 8.1	5790 100.0

Number of Missing Observations: 645

Question 113 (Have you changed schools in the past year (the last 12 months)?) by GRADE

SEX = female

		6TH	7TH	8TH	9TH	10TH	11TH	12TH	Row Total
No	1	380 81.3	512 85.5	543 90.4	335 76.6	337 90.3	309 92.5	239 93.5	2653 86.6
	2	87 18.7	87 14.5	58 9.6	102 23.4	36 9.7	25 7.5	16 6.5	411 13.4
Column Total		467 15.2	599 19.5	600 19.6	437 14.2	373 12.2	334 10.9	255 8.3	3065 100.0

SEX = male

		6TH	7TH	8TH	9TH	10TH	11TH	12TH	Row Total
No	1	409 83.2	487 85.1	453 88.3	253 74.4	282 90.1	298 89.8	202 92.3	2384 85.7
	2	83 16.8	85 14.9	60 11.7	87 25.6	31 9.9	34 10.2	17 7.7	396 14.3
Column Total		491 17.7	572 20.6	513 18.4	341 12.2	314 11.3	332 11.9	219 7.9	2781 100.0

SEX = female & male

		6TH	7TH	8TH	9TH	10TH	11TH	12TH	Row Total
No	1	788 82.3	999 85.3	995 89.5	588 75.7	620 90.2	607 91.2	441 93.0	5038 86.2
	2	170 17.7	172 14.7	117 10.5	189 24.3	67 9.8	59 8.8	33 7.0	808 13.8
Column Total		958 16.4	1171 20.0	1113 19.0	777 13.3	687 11.7	666 11.4	474 8.1	5846 100.0

Number of Missing Observations: 589

Question 114 (I feel safe in my neighborhood, or the area around where I live.) by
GRADE

SEX = female

		6TH	7TH	8TH	9TH	10TH	11TH	12TH	Row Total
NO!	1	18 3.8	20 3.4	17 2.9	19 4.4	14 3.9	5 1.6	5 2.1	100 3.3
	2	31 6.6	41 6.8	32 5.3	39 9.1	13 3.5	19 5.7	17 6.5	192 6.3
yes	3	175 37.1	254 42.3	251 41.9	191 45.1	181 49.7	156 46.8	98 38.7	1307 42.9
	4	248 52.4	286 47.5	298 49.9	175 41.3	156 42.9	153 45.8	134 52.7	1451 47.6
Column Total		473 15.5	602 19.7	598 19.6	423 13.9	365 12.0	334 10.9	255 8.4	3049 100.0

SEX = male

		6TH	7TH	8TH	9TH	10TH	11TH	12TH	Row Total
NO!	1	35 7.1	56 9.9	29 5.8	19 5.6	9 2.9	7 2.0	1 .6	156 5.7
	2	38 7.7	40 7.1	27 5.3	27 8.0	16 5.0	11 3.3	8 3.5	165 6.0
yes	3	178 36.2	213 37.7	187 36.9	129 38.3	136 43.6	110 33.8	88 40.6	1041 37.8
	4	240 48.9	255 45.2	264 52.0	162 48.0	151 48.6	199 60.9	120 55.3	1391 50.5
Column Total		490 17.8	564 20.5	507 18.4	337 12.2	312 11.3	327 11.9	217 7.9	2754 100.0

SEX = female & male

		6TH	7TH	8TH	9TH	10TH	11TH	12TH	Row Total
NO!	1	53 5.5	77 6.6	47 4.2	38 5.0	23 3.4	12 1.8	7 1.4	256 4.4
	2	69 7.2	81 7.0	59 5.3	65 8.6	28 4.2	30 4.5	24 5.1	357 6.2
yes	3	353 36.7	467 40.1	438 39.6	320 42.1	317 46.9	267 40.4	187 39.6	2348 40.5
	4	487 50.7	541 46.4	563 50.9	337 44.3	308 45.5	352 53.3	254 53.9	2842 49.0
Column Total		962 16.6	1166 20.1	1106 19.1	760 13.1	676 11.7	661 11.4	472 8.1	5803 100.0

Number of Missing Observations: 632

Question 115 (How many times have you changed schools since kindergarten?) by GRADE

SEX = female

		6TH	7TH	8TH	9TH	10TH	11TH	12TH	Row Total
NEVER	0	205 43.2	281 47.2	261 43.8	177 41.0	146 39.5	143 42.7	118 46.3	1330 43.5
	1	170 35.8	156 26.2	168 28.1	121 27.9	97 26.3	103 31.0	62 24.4	877 28.7
3 OR 4 TIMES	3	64 13.6	97 16.2	109 18.2	72 16.7	74 20.0	48 14.5	46 18.0	509 16.7
	5	13 2.6	32 5.4	29 4.9	35 8.2	29 7.9	26 7.8	16 6.1	180 5.9
7 OR MORE TIMES	7	22 4.7	30 5.0	30 5.0	27 6.2	23 6.2	14 4.1	13 5.1	158 5.2
Column Total		474 15.5	596 19.5	597 19.5	432 14.1	368 12.1	334 10.9	254 8.3	3055 100.0

SEX = male

		6TH	7TH	8TH	9TH	10TH	11TH	12TH	Row Total
NEVER	0	250 51.9	255 44.8	217 42.5	126 37.2	127 41.4	140 42.2	107 49.7	1222 44.4
	1	110 22.8	166 29.2	158 30.9	83 24.7	92 30.2	101 30.4	50 23.3	761 27.6
3 OR 4 TIMES	3	94 19.6	74 12.9	88 17.1	76 22.5	46 15.0	64 19.4	30 14.0	472 17.1
	5	14 2.9	54 9.5	23 4.6	33 9.7	19 6.2	7 2.0	18 8.5	168 6.1
7 OR MORE TIMES	7	14 2.8	20 3.6	25 4.8	20 6.0	22 7.2	20 5.9	10 4.4	130 4.7
Column Total		482 17.5	570 20.7	511 18.6	338 12.3	306 11.1	331 12.0	216 7.9	2754 100.0

SEX = female & male

		6TH	7TH	8TH	9TH	10TH	11TH	12TH	Row Total
NEVER	0	455 47.6	537 46.0	479 43.2	303 39.3	272 40.4	282 42.4	225 47.9	2552 43.9
	1	279 29.2	322 27.7	326 29.4	204 26.5	189 28.1	204 30.7	112 23.9	1638 28.2
3 OR 4 TIMES	3	159 16.6	170 14.6	196 17.7	148 19.2	119 17.7	113 16.9	76 16.2	981 16.9
	5	27 2.8	86 7.4	53 4.8	68 8.8	48 7.2	33 4.9	34 7.2	349 6.0
7 OR MORE TIMES	7	36 3.8	50 4.3	54 4.9	47 6.1	45 6.7	33 5.0	23 4.8	288 5.0
Column Total		955 16.4	1165 20.1	1108 19.1	769 13.2	674 11.6	665 11.5	471 8.1	5808 100.0

Number of Missing Observations: 627

Question 116 (I would like to get out of my neighborhood, or the area around where I live.) by GRADE

SEX = female

		6TH	7TH	8TH	9TH	10TH	11TH	12TH	Row Total
NO!	1	251	276	222	142	96	94	51	1132
		53.6	46.2	37.4	33.6	26.3	28.7	20.1	37.4
No	2	120	186	194	136	123	108	88	955
		25.6	31.2	32.8	32.1	33.9	32.9	34.5	31.6
yes	3	63	82	110	85	90	79	71	580
		13.5	13.6	18.6	20.0	24.8	24.1	27.8	19.2
YES!	4	34	53	66	60	54	46	44	359
		7.3	8.9	11.2	14.3	15.0	14.2	17.5	11.9
Column Total		468	597	593	423	364	327	254	3026
		15.5	19.7	19.6	14.0	12.0	10.8	8.4	100.0

SEX = male

		6TH	7TH	8TH	9TH	10TH	11TH	12TH	Row Total
NO!	1	237	257	227	108	98	98	69	1094
		48.7	45.7	44.7	31.7	31.3	30.1	31.3	39.7
No	2	127	183	147	130	109	111	65	873
		26.1	32.5	29.0	38.1	35.1	34.1	29.5	31.6
yes	3	70	65	88	58	74	72	52	480
		14.5	11.5	17.3	16.9	23.9	22.1	24.0	17.4
YES!	4	53	58	46	45	31	45	33	311
		10.8	10.3	9.0	13.3	9.8	13.8	15.1	11.3
Column Total		487	563	508	341	312	327	219	2757
		17.7	20.4	18.4	12.4	11.3	11.9	7.9	100.0

SEX = female & male

		6TH	7TH	8TH	9TH	10TH	11TH	12TH	Row Total
NO!	1	488	533	449	250	193	192	120	2226
		51.1	45.9	40.8	32.8	28.6	29.4	25.3	38.5
No	2	247	369	342	265	233	219	152	1828
		25.8	31.8	31.1	34.7	34.5	33.5	32.2	31.6
yes	3	134	146	198	142	165	151	123	1060
		14.0	12.6	18.0	18.6	24.4	23.1	26.0	18.3
YES!	4	87	112	112	106	85	91	78	670
		9.1	9.6	10.2	13.9	12.6	14.0	16.4	11.6
Column Total		955	1161	1101	764	676	654	473	5783
		16.5	20.1	19.0	13.2	11.7	11.3	8.2	100.0

Number of Missing Observations: 652

Question 117 (Have you changed homes in the past year?) by GRADE

SEX = female

		6TH	7TH	8TH	9TH	10TH	11TH	12TH	Row Total
No	1	377 81.4	500 83.3	507 84.6	345 79.6	310 84.5	279 84.0	202 79.4	2520 82.7
	2	86 18.6	100 16.7	92 15.4	88 20.4	57 15.5	53 16.0	52 20.6	529 17.3
Column Total		463 15.2	600 19.7	599 19.6	433 14.2	367 12.0	332 10.9	255 8.4	3049 100.0

SEX = male

		6TH	7TH	8TH	9TH	10TH	11TH	12TH	Row Total
No	1	415 85.7	462 81.5	420 82.2	268 81.0	261 83.8	281 85.9	182 85.1	2289 83.4
	2	69 14.3	105 18.5	91 17.8	63 19.0	50 16.2	46 14.1	32 14.9	457 16.6
Column Total		485 17.7	567 20.7	510 18.6	331 12.1	311 11.3	327 11.9	214 7.8	2746 100.0

SEX = female & male

		6TH	7TH	8TH	9TH	10TH	11TH	12TH	Row Total
No	1	793 83.6	962 82.4	926 83.5	613 80.2	571 84.2	560 84.9	385 82.0	4809 83.0
	2	155 16.4	205 17.6	183 16.5	151 19.8	107 15.8	99 15.1	84 18.0	986 17.0
Column Total		948 16.4	1167 20.1	1109 19.1	764 13.2	678 11.7	659 11.4	469 8.1	5794 100.0

Number of Missing Observations: 641

Question 118 (There are people in my neighborhood who encourage me to do my best.) by GRADE

SEX = female

		6TH	7TH	8TH	9TH	10TH	11TH	12TH	Row Total
NO!	1	59	109	109	80	88	102	46	594
		12.8	18.5	18.3	18.7	23.9	30.8	18.4	19.6
No	2	106	174	182	143	123	91	86	905
		23.1	29.5	30.5	33.4	33.4	27.4	34.1	29.9
yes	3	164	201	218	155	112	106	93	1050
		35.6	34.0	36.5	36.3	30.5	32.1	37.0	34.7
YES!	4	131	106	88	50	45	32	26	478
		28.5	17.9	14.7	11.6	12.1	9.8	10.5	15.8
Column Total		460	590	597	428	368	331	252	3027
		15.2	19.5	19.7	14.2	12.2	10.9	8.3	100.0

SEX = male

		6TH	7TH	8TH	9TH	10TH	11TH	12TH	Row Total
NO!	1	72	147	106	85	64	59	41	573
		14.8	25.8	21.0	25.1	20.4	17.8	18.7	20.8
No	2	124	174	158	113	100	120	58	848
		25.6	30.6	31.2	33.6	31.9	36.3	26.8	30.7
yes	3	177	192	172	107	119	133	99	998
		36.5	33.7	34.0	31.6	38.1	40.1	45.5	36.2
YES!	4	112	56	70	33	30	19	19	339
		23.1	9.9	13.8	9.7	9.6	5.8	8.9	12.3
Column Total		485	570	506	338	312	330	218	2759
		17.6	20.7	18.3	12.2	11.3	12.0	7.9	100.0

SEX = female & male

		6TH	7TH	8TH	9TH	10TH	11TH	12TH	Row Total
NO!	1	131	256	216	165	152	161	87	1167
		13.8	22.1	19.6	21.5	22.3	24.3	18.6	20.2
No	2	230	348	340	257	223	211	144	1753
		24.4	30.0	30.8	33.5	32.7	31.8	30.7	30.3
yes	3	341	393	390	262	231	239	192	2048
		36.1	33.9	35.3	34.2	34.0	36.1	40.9	35.4
YES!	4	243	162	158	82	75	51	46	817
		25.7	14.0	14.3	10.8	11.0	7.8	9.8	14.1
Column Total		945	1159	1103	766	680	662	470	5786
		16.3	20.0	19.1	13.2	11.8	11.4	8.1	100.0

Number of Missing Observations: 649

Question 119 (How important were these questions?) by GRADE

SEX = female

		6TH	7TH	8TH	9TH	10TH	11TH	12TH	Row Total
not too	1	90	187	246	172	136	117	65	1012
		19.4	31.4	41.2	39.7	37.1	35.0	25.5	33.3
fairly	2	110	182	164	133	118	118	87	912
		23.9	30.5	27.5	30.8	32.1	35.2	33.9	29.9
important	3	180	167	145	103	91	80	86	852
		38.9	28.1	24.3	23.8	24.9	23.8	33.7	28.0
very important	4	82	60	42	24	22	20	18	268
		17.9	10.0	7.1	5.6	5.9	6.1	6.9	8.8
Column Total		462	596	597	433	367	334	256	3044
		15.2	19.6	19.6	14.2	12.0	11.0	8.4	100.0

SEX = male

		6TH	7TH	8TH	9TH	10TH	11TH	12TH	Row Total
not	1	142	245	196	160	139	133	85	1099
		29.4	42.8	38.3	46.4	44.2	40.5	39.0	39.7
fairly	2	102	139	147	88	82	97	72	726
		21.1	24.3	28.9	25.5	26.2	29.3	32.8	26.2
important	3	134	115	120	63	67	86	51	635
		27.7	20.0	23.6	18.2	21.4	26.0	23.3	22.9
very important	4	105	74	47	34	26	14	11	311
		21.8	12.9	9.2	9.9	8.2	4.3	5.0	11.2
Column Total		483	572	510	344	313	329	218	2771
		17.4	20.7	18.4	12.4	11.3	11.9	7.9	100.0

SEX = female & male

		6TH	7TH	8TH	9TH	10TH	11TH	12TH	Row Total
not	1	232	432	441	332	275	250	150	2111
		24.5	37.0	39.9	42.7	40.4	37.7	31.7	36.3
fairly	2	212	321	311	221	200	214	158	1638
		22.5	27.4	28.1	28.5	29.4	32.2	33.4	28.2
important	3	313	282	265	166	158	165	137	1487
		33.2	24.1	24.0	21.4	23.3	24.9	28.9	25.6
very important	4	188	134	89	58	47	34	29	579
		19.9	11.4	8.0	7.5	6.9	5.2	6.0	10.0
Column Total		945	1168	1107	777	680	664	474	5815
		16.3	20.1	19.0	13.4	11.7	11.4	8.2	100.0

Number of Missing Observations: 620

Question 120 (How honest were you in filling out this survey?) by GRADE

SEX = female

		6TH	7TH	8TH	9TH	10TH	11TH	12TH	Row Total
very honest	1	418 90.0	494 81.7	530 88.5	368 85.1	345 93.4	301 90.1	240 93.4	2695 88.1
pretty honest	2	45 9.6	96 15.9	54 9.1	48 11.1	19 5.2	31 9.2	14 5.3	306 10.0
honest sometime	3	0 .1	6 .9	8 1.4	6 1.5	4 1.0	2 .7	3 1.2	30 1.0
honest occasionally	4	0 .1	8 1.4	1 .2	6 1.4	1 .3		0 .1	18 .6
not honest at all	5	1 .2	1 .1	5 .9	4 .9				11 .3
Column Total		465 15.2	604 19.7	599 19.6	432 14.1	369 12.1	334 10.9	257 8.4	3060 100.0

SEX = male

		6TH	7TH	8TH	9TH	10TH	11TH	12TH	Row Total
very honest	1	411 84.0	435 76.0	399 77.1	283 82.5	271 86.5	276 83.3	181 83.1	2257 81.0
pretty honest	2	65 13.3	104 18.1	84 16.2	42 12.3	37 11.7	41 12.4	22 10.2	395 14.2
honest sometime	3	3 .6	10 1.7	19 3.6	10 3.0	3 1.1	5 1.5	7 3.4	58 2.1
honest occasionally	4	5 1.1	10 1.7	7 1.4	4 1.1	1 .2	3 1.0	5 2.2	36 1.3
not honest at all	5	5 1.1	14 2.4	9 1.6	3 1.0	2 .6	6 1.7	2 1.1	41 1.5
Column Total		489 17.6	573 20.6	518 18.6	342 12.3	313 11.2	332 11.9	218 7.8	2786 100.0

SEX = female & male

		6TH	7TH	8TH	9TH	10TH	11TH	12TH	Row Total
very honest	1	829 86.9	929 78.9	929 83.2	650 84.0	616 90.2	577 86.7	421 88.7	4952 84.7
pretty honest	2	110 11.5	200 17.0	138 12.4	90 11.6	56 8.1	72 10.8	36 7.6	701 12.0
honest sometime	3	3 .3	16 1.3	27 2.4	17 2.2	7 1.1	7 1.1	10 2.2	87 1.5
honest occasionally	4	6 .6	18 1.5	9 .8	10 1.3	2 .3	3 .5	5 1.1	53 .9
not honest at all	5	6 .6	15 1.2	14 1.2	7 .9	2 .3	6 .8	2 .5	51 .9
Column Total		954 16.3	1177 20.1	1117 19.1	774 13.2	683 11.7	666 11.4	475 8.1	5846 100.0

Number of Missing Observations: 589

Question 121 (Were there any questions that you did not like?) by GRADE

SEX = female

		6TH	7TH	8TH	9TH	10TH	11TH	12TH	Row Total
No	1	327 70.4	420 70.1	405 68.6	311 73.0	293 79.6	240 71.9	205 80.2	2201 72.4
	2	138 29.6	179 29.9	186 31.4	115 27.0	75 20.4	94 28.1	51 19.8	837 27.6
Column Total		465 15.3	599 19.7	591 19.5	426 14.0	368 12.1	334 11.0	256 8.4	3038 100.0

SEX = male

		6TH	7TH	8TH	9TH	10TH	11TH	12TH	Row Total
No	1	374 77.1	428 75.3	366 70.7	256 76.3	236 76.6	244 73.7	166 76.5	2070 74.9
	2	111 22.9	141 24.7	152 29.3	80 23.7	72 23.4	87 26.3	51 23.5	693 25.1
Column Total		485 17.5	569 20.6	517 18.7	336 12.2	308 11.2	331 12.0	217 7.9	2762 100.0

SEX = female & male

		6TH	7TH	8TH	9TH	10TH	11TH	12TH	Row Total
No	1	701 73.8	848 72.6	771 69.6	567 74.4	529 78.2	484 72.8	371 78.5	4271 73.6
	2	249 26.2	320 27.4	337 30.4	195 25.6	147 21.8	181 27.2	102 21.5	1530 26.4
Column Total		949 16.4	1168 20.1	1109 19.1	762 13.1	676 11.7	665 11.5	473 8.1	5801 100.0

Number of Missing Observations: 634

Question 122 (Were there any questions that upset you or made you feel uncomfortable?)
by GRADE

SEX = female

		6TH	7TH	8TH	9TH	10TH	11TH	12TH	Row Total
No	1	372 79.1	505 84.1	517 87.2	355 84.9	341 93.3	288 88.6	236 92.0	2614 86.3
	2	99 20.9	95 15.9	76 12.8	63 15.1	25 6.7	37 11.4	20 8.0	415 13.7
Column Total		471 15.5	600 19.8	593 19.6	418 13.8	366 12.1	325 10.7	256 8.5	3029 100.0

SEX = male

		6TH	7TH	8TH	9TH	10TH	11TH	12TH	Row Total
No	1	432 89.0	491 85.9	447 88.9	300 90.6	287 92.3	306 92.5	198 91.1	2462 89.5
	2	53 11.0	81 14.1	56 11.1	31 9.4	24 7.7	25 7.5	19 8.9	289 10.5
Column Total		486 17.6	572 20.8	503 18.3	331 12.1	311 11.3	330 12.0	217 7.9	2751 100.0

SEX = female & male

		6TH	7TH	8TH	9TH	10TH	11TH	12TH	Row Total
No	1	805 84.1	996 85.0	964 88.0	656 87.4	628 92.8	593 90.5	434 91.6	5076 87.8
	2	152 15.9	176 15.0	131 12.0	94 12.6	49 7.2	62 9.5	40 8.4	704 12.2
Column Total		956 16.5	1172 20.3	1096 19.0	750 13.0	677 11.7	655 11.3	474 8.2	5780 100.0

Number of Missing Observations: 655

Question 123 (Are there any things we should have asked about?) by GRADE

SEX = female

		6TH	7TH	8TH	9TH	10TH	11TH	12TH	Row Total
No	1	431 92.0	535 89.5	531 89.4	380 90.4	326 88.7	285 86.3	208 83.5	2696 89.0
	2	37 8.0	63 10.5	63 10.6	40 9.6	41 11.3	45 13.7	41 16.5	332 11.0
Column Total		468 15.5	598 19.7	594 19.6	420 13.9	367 12.1	331 10.9	250 8.2	3027 100.0

SEX = male

		6TH	7TH	8TH	9TH	10TH	11TH	12TH	Row Total
No	1	443 92.1	528 92.4	437 86.5	294 87.9	272 88.3	274 85.0	189 86.4	2436 88.9
	2	38 7.9	43 7.6	68 13.5	40 12.1	36 11.7	48 15.0	30 13.6	304 11.1
Column Total		481 17.6	571 20.8	505 18.4	334 12.2	308 11.3	322 11.8	218 8.0	2741 100.0

SEX = female & male

		6TH	7TH	8TH	9TH	10TH	11TH	12TH	Row Total
No	1	874 92.0	1062 90.9	968 88.1	674 89.3	598 88.5	559 85.7	397 84.8	5132 89.0
	2	75 8.0	106 9.1	131 11.9	81 10.7	78 11.5	93 14.3	71 15.2	636 11.0
Column Total		950 16.5	1169 20.3	1099 19.0	755 13.1	675 11.7	653 11.3	468 8.1	5768 100.0

Number of Missing Observations: 667

