

2013

Workers' Compensation Board Quarterly Compliance Report. Second Quarter 2013 Report.

Maine Workers' Compensation Board

Follow this and additional works at: http://digitalmaine.com/wcb_docs

Recommended Citation

Maine Workers' Compensation Board, "Workers' Compensation Board Quarterly Compliance Report. Second Quarter 2013 Report." (2013). *Workers' Compensation Board Documents*. Paper 10.
http://digitalmaine.com/wcb_docs/10

This Text is brought to you for free and open access by the State Documents at Maine State Documents. It has been accepted for inclusion in Workers' Compensation Board Documents by an authorized administrator of Maine State Documents. For more information, please contact statedocs@maine.gov.

QUARTERLY COMPLIANCE REPORT

STATE OF MAINE
WORKERS' COMPENSATION BOARD



Second Quarter 2013 Report

April 1, 2013 – June 30, 2013

Office of Monitoring, Audit & Enforcement

Paul H. Sighinolfi, Esq.
Executive Director/Chair

27 State House Station
Augusta, Maine 04333-0027
(207) 287-3751

**State of Maine
Workers' Compensation Board
Quarterly Compliance Report
Second Quarter 2013**

Table of Contents

1.	Executive Summary	Pages 1-2
2.	Lost Time First Report of Injury Filings	Page 3
3.	Initial Indemnity Payments	Page 4
4.	Initial Memorandum of Payment Filings	Page 5
5.	Initial Indemnity Notice of Controversy Filings	Page 6
6.	Wage Information	Page 7

Table of Charts

1.	Lost Time First Report of Injury Filings Timeliness Distribution	Page 3
2.	Lost Time First Report of Injury Filings Quarterly Compliance	Page 3
3.	Lost Time First Report of Injury Filings Compliance Trend	Page 3
4.	Initial Indemnity Payments Timeliness Distribution	Page 4
5.	Initial Indemnity Payments Quarterly Compliance	Page 4
6.	Initial Indemnity Payments Compliance Trend	Page 4
7.	Initial Memorandum of Payment Filings Timeliness Distribution	Page 5
8.	Initial Memorandum of Payment Filings Quarterly Compliance	Page 5
9.	Initial Memorandum of Payment Filings Compliance Trend	Page 5
10.	Initial Indemnity Notice of Controversy Filings Timeliness Distribution	Page 6
11.	Initial Indemnity Notice of Controversy Filings Quarterly Compliance	Page 6
12.	Initial Indemnity Notice of Controversy Filings Compliance Trend	Page 6
13.	Wage Information Wage Statement Timeliness Distribution	Page 7
14.	Wage Information Fringe Benefits Worksheet(s) Timeliness Distribution	Page 7

Appendices

A.	Insurance Group Compliance	Pages A1-A9
	Lost Time FROI Filings and Initial Indemnity Payments	
B.	Insurance Group Compliance	Pages B1-B9
	Initial MOP and Initial Indemnity NOC Filings	

Executive Summary

On November 12, 2013, the Maine Workers' Compensation Board of Directors approved the Second Quarter 2013 Compliance Report. This report represents the efforts of the Office of Monitoring, Audit and Enforcement and insurers, self-insurers, and third-party administrators (collectively "insurers").

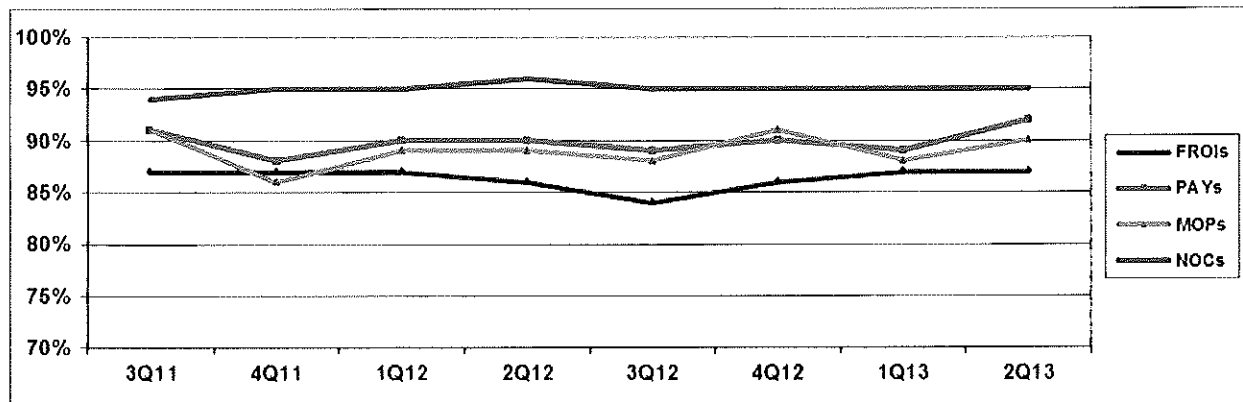
I. COMPLIANCE OVERVIEW

The Reconciliation Report was sent to 96 insurers on August 5, 2013; 64 responded, 29 were not required to respond and 3 did not respond.

The 2Q13 report represents results based upon data received by September 6, 2013. The results are:

Category	Number of Days	Benchmark	3Q11	4Q11	1Q12	2Q12	3Q12	4Q12	1Q13	2Q13
FROIs	7	85%	87%	87%	87%	86%	84%	86%	87%	87%
PAYs	14	87%	91%	88%	90%	90%	89%	90%	89%	92%
MOPs	17	85%	91%	86%	89%	89%	88%	91%	88%	90%
NOCs	14	90%	94%	95%	95%	96%	95%	95%	95%	95%

Compliance Benchmark Tracking (3Q11 – 2Q13)



II. CAVEATS & EXPLANATIONS

A. General

- Question marks ("?",) within this report indicate that the insurer did not provide all of the data required to measure compliance in that particular area.

B. Lost Time First Report of Injury (FROI) Filings

- Compliance with this benchmark exists when the FROI is filed (accepted EDI transaction, with or without errors) within 7 days after the employer receives notice or knowledge of an employee injury that has caused the employee to lose a day's work.

C. Initial Indemnity Payments (PAYs)

- Compliance with this benchmark exists when the check is mailed within the later of (i) 14 days after the employer's notice or knowledge of incapacity or (ii) the first day of compensability plus 6 days.
- If an employer continues to pay the employee's salary, payments are deemed timely for purposes of compliance if made consistent with the employer's usual payroll practice.

D. Initial Memorandum of Payment (MOP) Filings

- Compliance with this benchmark exists when the MOP is received within 17 days of the employer's notice or knowledge of incapacity.

E. Initial Indemnity Notice of Controversy (NOC) Filings

- Compliance with this benchmark exists when the NOC is filed (accepted EDI transaction, with or without errors) within 14 days after the employer receives notice or knowledge of the incapacity or death. Measurement excludes filings submitted with full denial reason codes 3A-3H (No Coverage).

III. COMPLETED AUDITS

The Board conducts compliance audits of insurers to ensure that all obligations under the Workers' Compensation Act are met. The functions of the audit program include, but are not limited to: ensuring that all reporting requirements of the Board are met, auditing the timeliness of benefit payments, auditing the accuracy of indemnity payments, evaluating claims-handling techniques, and determining whether claims are unreasonably contested.

The following had audits completed in the 2Q13:

Auditee (alpha order)	Total Penalties
Frank Gates-Avizent	\$14,500.00

LOST TIME FIRST REPORT OF INJURY FILINGS

Chart 1 Timeliness Distribution

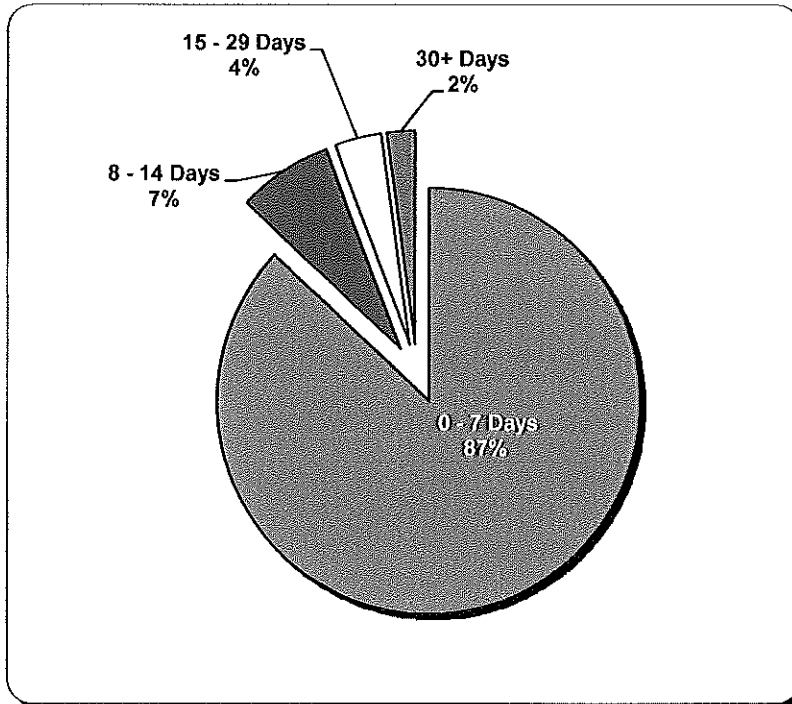


Table 1

Received Within:			
0 - 7	Days	2,670	87%
8 - 14	Days	222	7%
15 - 29	Days	109	4%
30+	Days	67	2%
Total		3,068	100%

Chart 2 Quarterly Compliance

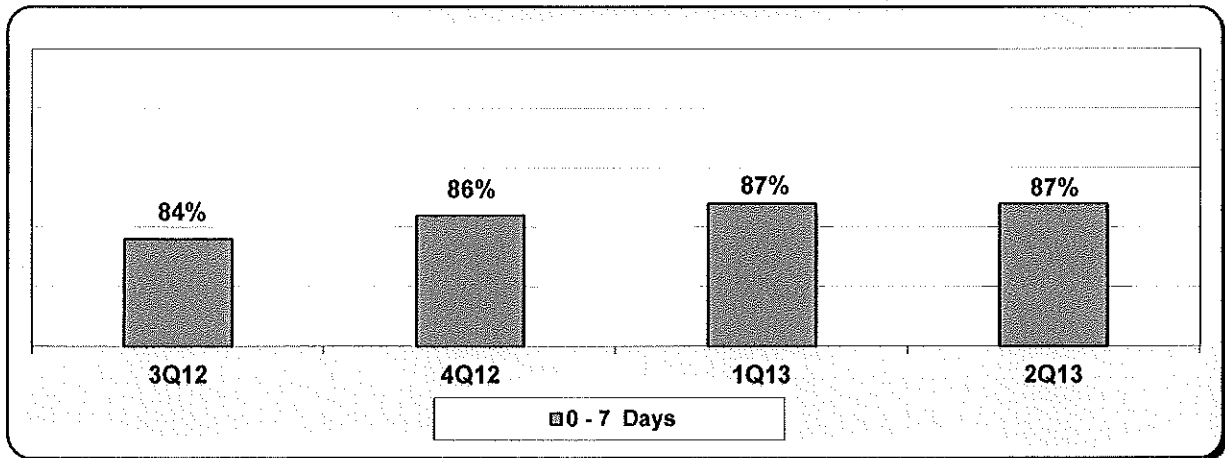
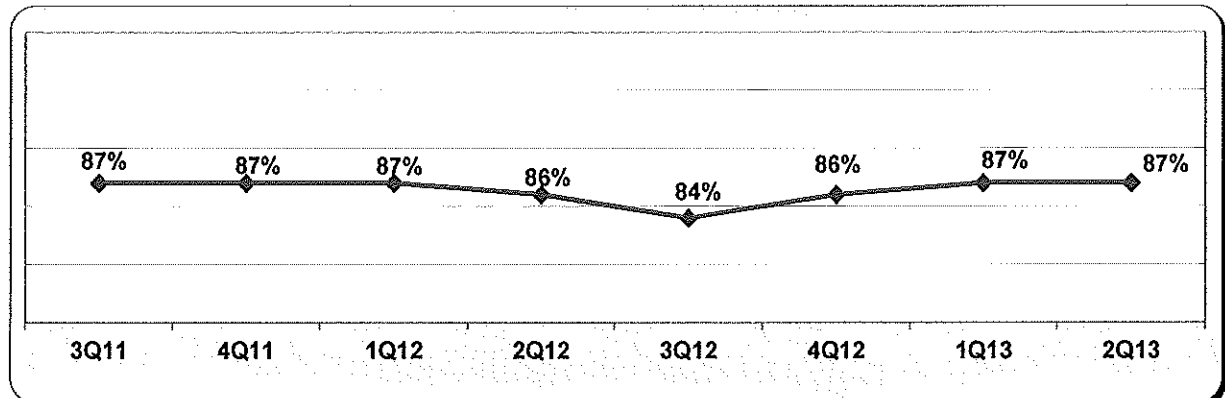


Chart 3 Compliance Trend



INITIAL INDEMNITY PAYMENTS

Chart 4 Timeliness Distribution

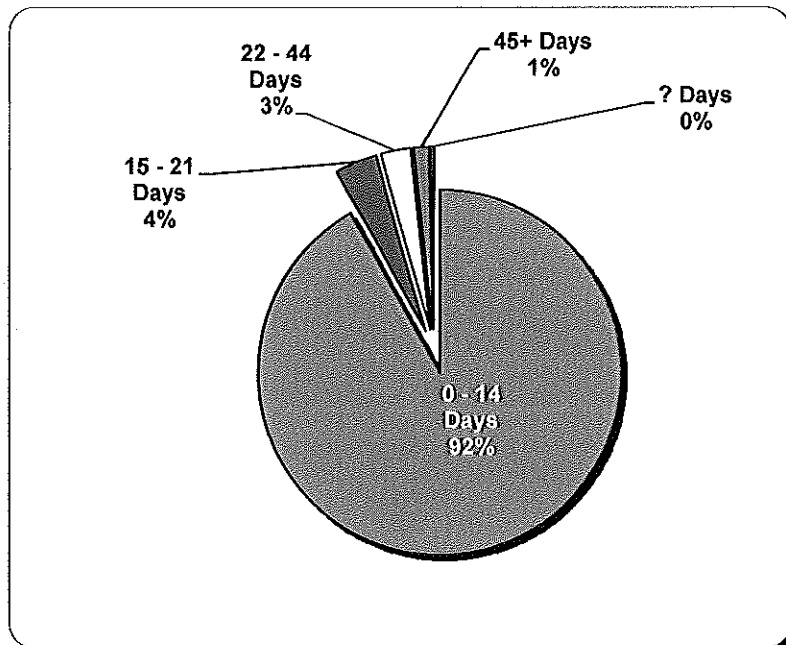


Table 2

Made Within:			
0 - 14	Days	812	92%
15 - 21	Days	33	4%
22 - 44	Days	24	3%
45+	Days	12	1%
?	Days	3	0%
Total		884	100%

Initial indemnity payments are monitored to ensure that payments are initiated within the time limits established in Section 205. As a result of these efforts, \$8,800 was issued to claimants in penalties and there is another \$3,400 in penalties awaiting resolution.

Chart 5 Quarterly Compliance

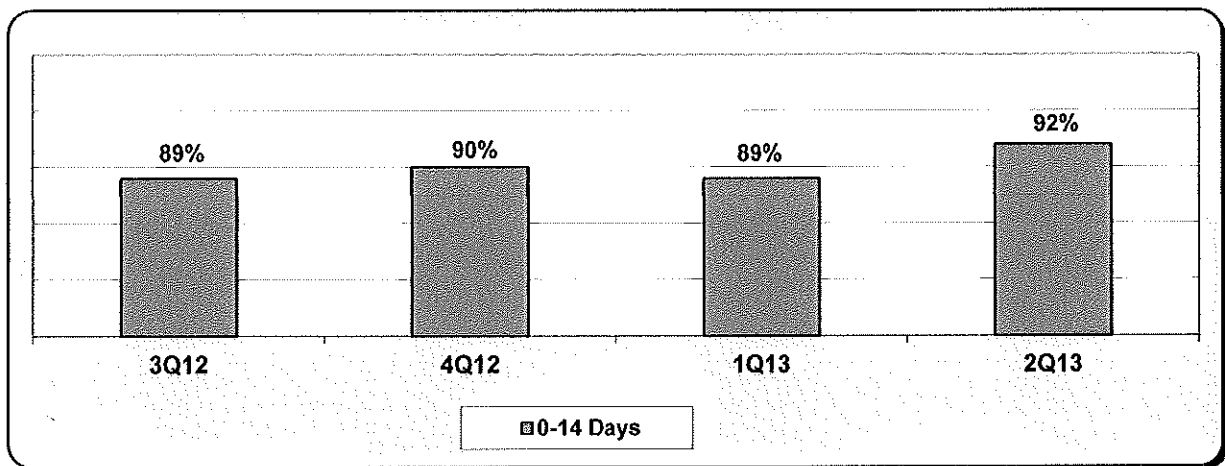
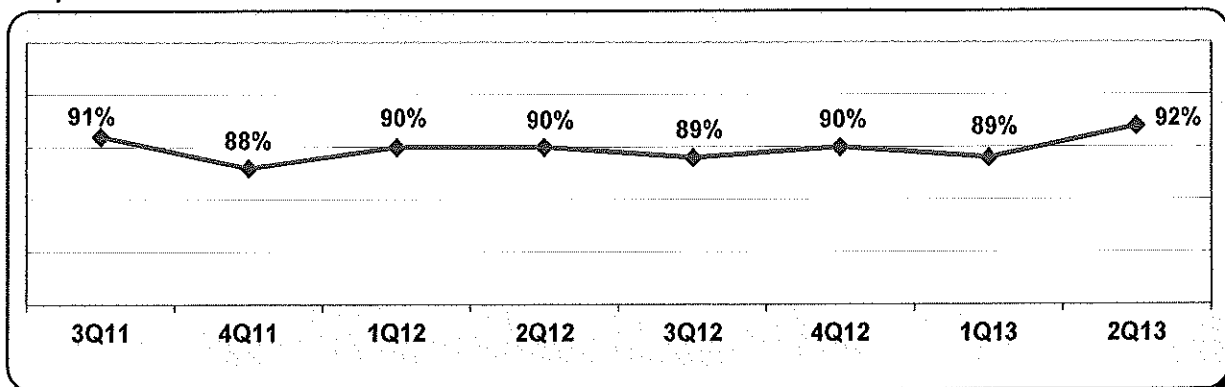


Chart 6 Compliance Trend



INITIAL MEMORANDUM OF PAYMENT FILINGS

Chart 7 Timeliness Distribution

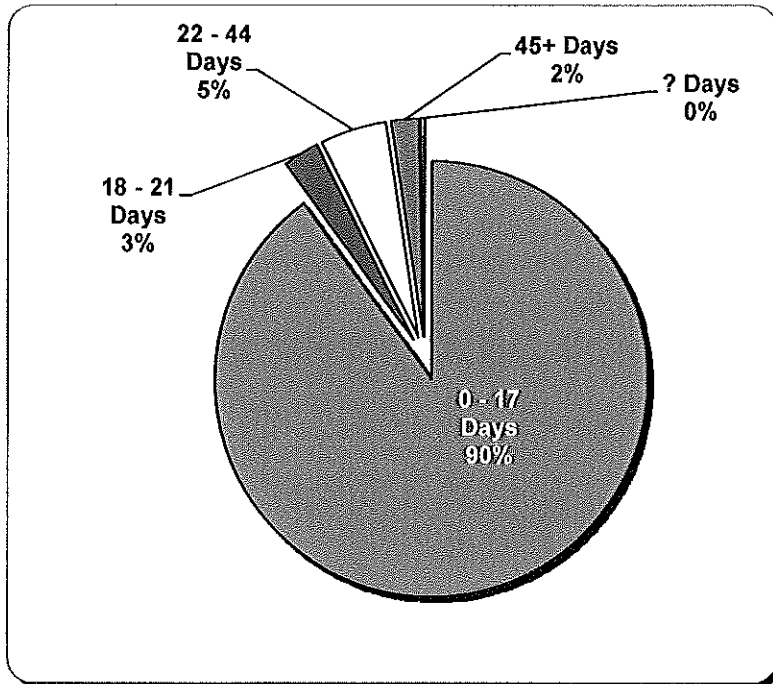


Table 3

Received Within:			
0 - 17	Days	795	90%
18 - 21	Days	24	3%
22 - 44	Days	44	5%
45+	Days	18	2%
?	Days	3	0%
Total		884	100%

Chart 8 Quarterly Compliance

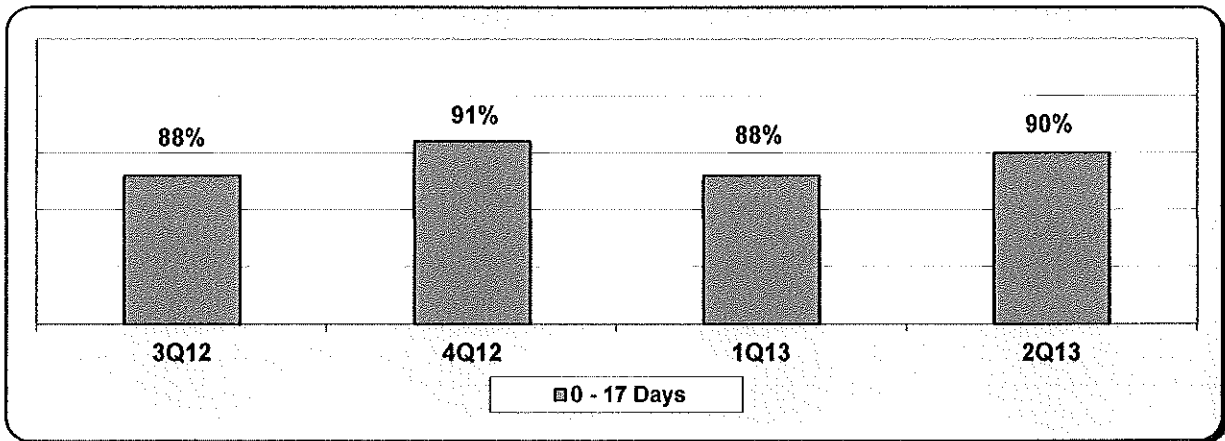
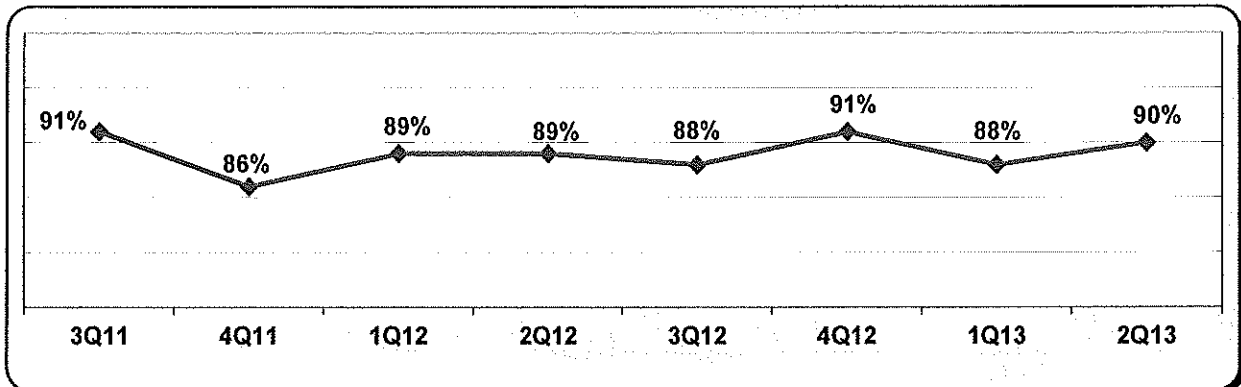


Chart 9 Compliance Trend



INITIAL INDEMNITY NOTICE OF CONTROVERSY FILINGS

Chart 10 Timeliness Distribution

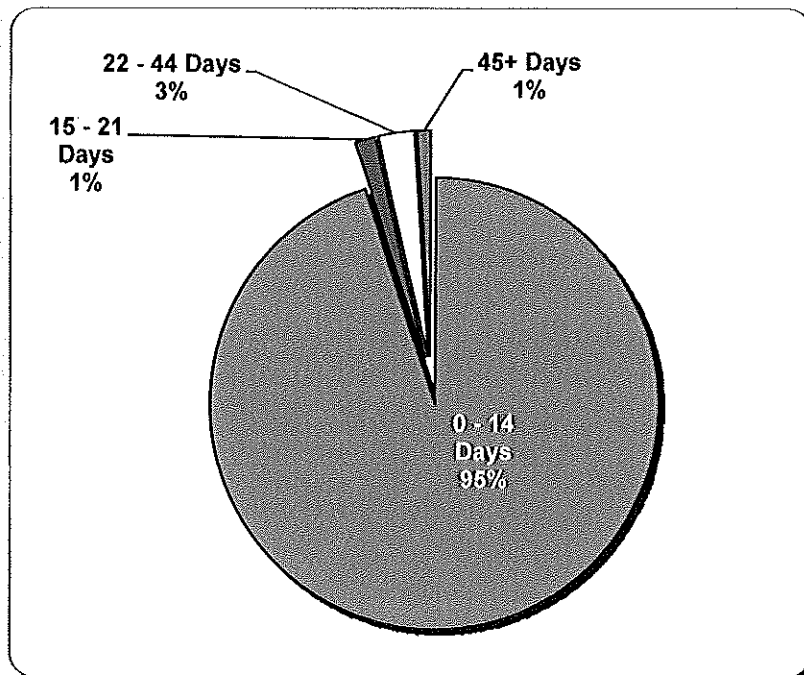


Table 4

Received Within:			
0 - 14	Days	576	95%
15 - 21	Days	9	1%
22 - 44	Days	16	3%
45+	Days	6	1%
Total		607	100%

Chart 11 Quarterly Compliance

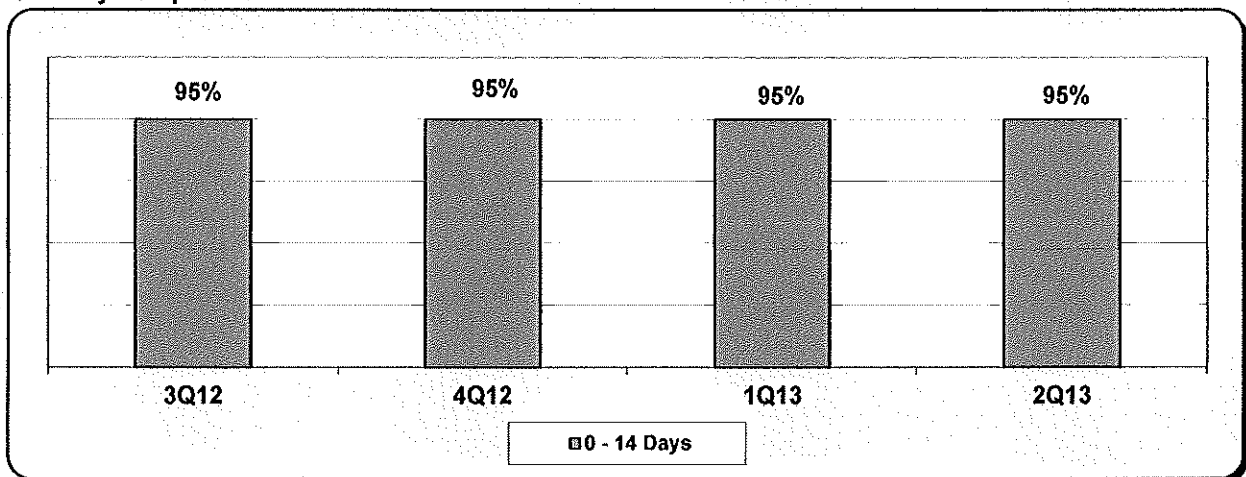
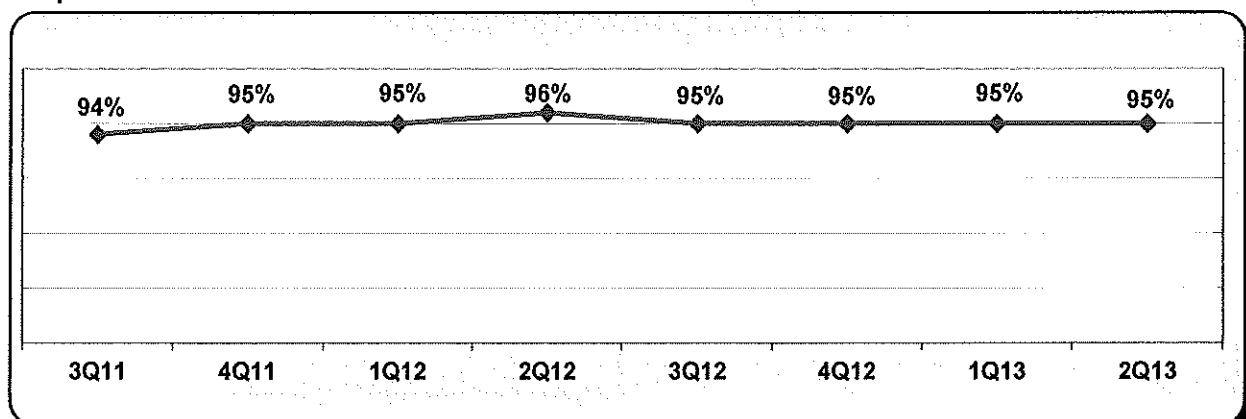


Chart 12 Compliance Trend



Second Quarter Compliance Report
4/1/2013 - 6/30/2013

WAGE INFORMATION

Wage information (WCB-2 and WCB 2B forms) must be filed within 30 days of an employer's notice or knowledge of a claim for compensation (Title 39-A M.R.S.A. Section 303). This includes both compensated and controverted claims where a claim for compensation has been made.

Chart 13 Wage Statement Timeliness Distribution

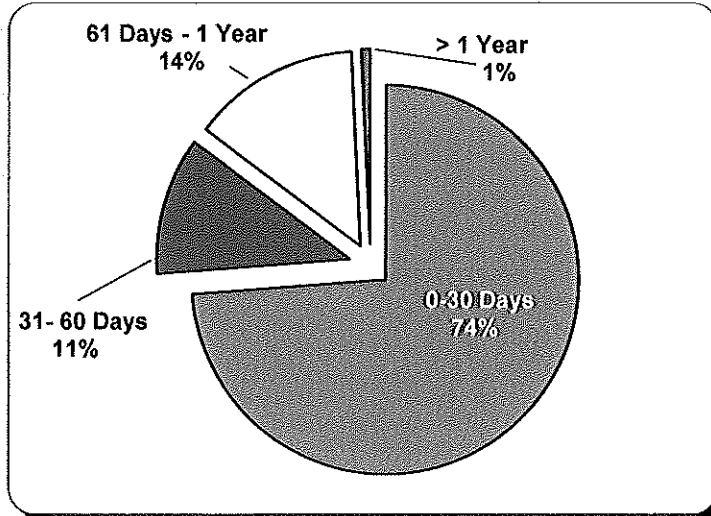


Table 5

Received Within:		
0-30 Days	1,287	74%
31-60 Days	200	11%
61 Days-1 Year	244	14%
> 1 Year	13	1%
Total	1,744	100%

Wage Statement(s): 1,386 (75%) of the 1,844 Wage Statement(s) that were due this quarter were filed timely, 331 (18%) were filed late, and 127 (7%) remain outstanding.

Chart 14 Fringe Benefit Worksheet Timeliness Distribution

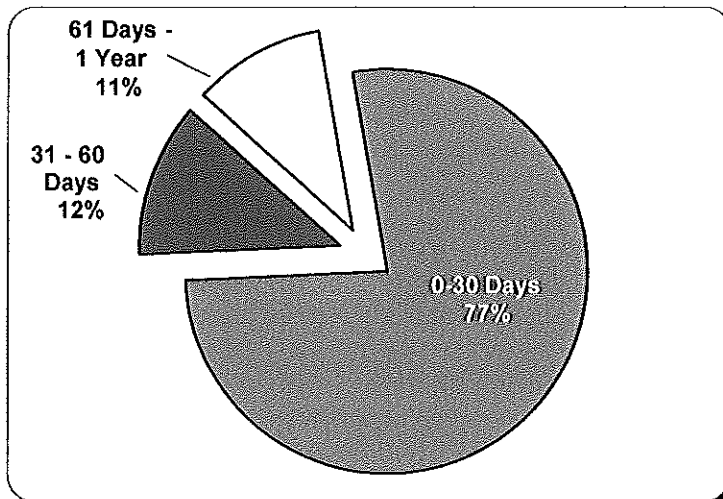


Table 6

Received Within:		
0-30 Days	1,294	77%
31-60 Days	207	12%
61 Days-1 Year	177	11%
Total	1,678	100%

Fringe Benefit Worksheet(s): 1,254 (68%) of the 1,844 Fringe Benefit Worksheet(s) due this quarter were filed timely, 353 (19%) were filed late, and 237 (13%) remain outstanding.

Appendix A

**Insurance Group Compliance
Lost Time FROI Filings and
Initial Indemnity Payments
Second Quarter 2013
4/1/2013-6/30/2013**

INSURANCE GROUP COMPLIANCE

Lost Time FROI Filings and Initial Indemnity Payments

Second Quarter 2013

4/1/2013 - 6/30/2013

		Total Lost Time FROIs Filed	Lost Time FROIs Filed Timely	Compliance Percentage	Total Initial Indemnity Payments Made	Initial Indemnity Payments Made Timely	Compliance Percentage
CA010	ACADIA INSURANCE	Group Total	56	86%	11	11	100%
	ACE INSURANCE	Total					
	ACE TPA Administered Claims	FROIs Filed	Timely FROIs	Compliance	Payments Made	Timely Payments	Compliance
CA040	BROADSPIRE SERVICES	*	*	*	*	*	*
CA070	CANNON COCHRAN MANAGEMENT SERVICES	9	7	78%	2	2	100%
CA110	CONSTITUTION STATE SERVICES	5	5	100%	2	2	100%
CA160	ESIS	32	29	91%	5	4	80%
CA190	GALLAGHER BASSETT SERVICES	15	13	87%	7	6	86%
CA204	HELMSMAN MANAGEMENT SERVICES	3	3	100%	No filings	No filings	No filings
CA300	SEDGWICK CLAIMS MANAGEMENT	50	44	88%	15	12	80%
	TPA Total	114	101	89%	31	26	84%
	ACE Group Total	114	101	89%	31	26	84%
	AIG DOMESTIC CLAIMS, INC.	FROIs Filed	Timely FROIs	Compliance	Payments Made	Timely Payments	Compliance
CA015	AIG DOMESTIC CLAIMS, INC.	16	14	88%	9	9	100%
CA258	NEW HAMPSHIRE INSURANCE CO.	1	1	100%	1	1	100%
	Total	17	15	88%	10	10	100%
	AIG GROUP TPA Administered Claims						
CA040	BROADSPIRE SERVICES	37	35	95%	8	7	88%
CA100	CLAIMS MANAGEMENT (WAL-MART)	51	51	100%	9	9	100%
CA110	CONSTITUTION STATE SERVICES	*	*	*	*	*	*
CA116	CORVEL CORPORATION	*	*	*	*	*	*
CA160	ESIS	11	10	91%	5	4	80%
CA190	GALLAGHER BASSETT SERVICES	30	26	87%	9	9	100%
CA204	HELMSMAN MANAGEMENT SERVICES	8	8	100%	1	1	100%
CA300	SEDGWICK CLAIMS MANAGEMENT	37	34	92%	13	12	92%
	TPA Total	174	164	94%	45	42	93%
	AIG DOMESTIC CLAIMS, INC. Group Total	191	179	94%	55	52	95%
	AMTRUST INSURANCE	FROIs Filed	Timely FROIs	Compliance	Payments Made	Timely Payments	Compliance
CA381	AMTRUST INSURANCE	3	2	67%	No filings	No filings	No filings
CA342	TECHNOLOGY INSURANCE	13	5	38%	2	2	100%
	Group Total	16	7	44%	2	2	100%
	ARCH INSURANCE	FROIs Filed	Timely FROIs	Compliance	Payments Made	Timely Payments	Compliance
	ARCH TPA Administered Claims						
CA040	BROADSPIRE SERVICES	1	1	100%	No filings	No filings	No filings
CA070	CANNON COCHRAN MANAGEMENT SERVICES	*	*	*	*	*	*
CA160	ESIS	*	*	*	*	*	*
CA190	GALLAGHER BASSETT SERVICES	3	2	67%	No filings	No filings	No filings
CA204	HELMSMAN MANAGEMENT SERVICES	1	0	0%	No filings	No filings	No filings
CA300	SEDGWICK CLAIMS MANAGEMENT	9	8	89%	No filings	No filings	No filings
	TPA Total	14	11	79%	No filings	No filings	No filings
	ARCH Group Total	14	11	79%	No filings	No filings	No filings

INSURANCE GROUP COMPLIANCE
Lost Time FROI Filings and Initial Indemnity Payments
Second Quarter 2013
4/1/2013 - 6/30/2013

	Total Lost Time FROIs Filed	Lost Time FROIs Filed Timely	Compliance Percentage	Total Initial Indemnity Payments Made	Initial Indemnity Payments Made Timely	Compliance Percentage
CA032	ARROW MUTUAL INSURANCE CO. Group Total	FROIs Filed 1	Timely FROIs 1	Compliance 100%	Payments Made No filings	Timely Payments No filings
CA036	BATH IRON WORKS Group Total	FROIs Filed 92	Timely FROIs 92	Compliance 100%	Payments Made 15	Timely Payments 15
CA114	BERKSHIRE HATHAWAY INSURANCE Group Total	FROIs Filed *	Timely FROIs *	Compliance *	Payments Made *	Timely Payments *
CA040	BROADSPIRE SERVICES Group Total	FROIs Filed 51	Timely FROIs 49	Compliance 96%	Payments Made 14	Timely Payments 13
CA070	CANNON COCHRAN MANAGEMENT SERVICES Group Total	FROIs Filed 140	Timely FROIs 129	Compliance 92%	Payments Made 38	Timely Payments 38
CA080	CHESTERFIELD SERVICES Group Total	FROIs Filed 2	Timely FROIs 2	Compliance 100%	Payments Made No filings	Timely Payments No filings
CA090	CHUBB INSURANCE Total	FROIs Filed 4	Timely FROIs 2	Compliance 50%	Payments Made 5	Timely Payments 4
CA070	CHUBB INSURANCE TPA Administered Claims					
CA190	CANNON COCHRAN MANAGEMENT SERVICES	1	1	100%	1	1
	GALLAGHER BASSETT SERVICES	1	1	100%	No filings	No filings
	TPA Total	1	1	100%	1	1
	CHUBB Group Total	5	3	60%	6	5
CA080	CHURCH MUTUAL INSURANCE Group Total	FROIs Filed No filings	Timely FROIs No filings	Compliance No filings	Payments Made No filings	Timely Payments No filings
CA085	CIAMBRO CORPORATION Group Total	FROIs Filed No filings	Timely FROIs No filings	Compliance No filings	Payments Made 1	Timely Payments 0
CA033	CITY OF BANGOR Group Total	FROIs Filed 11	Timely FROIs 11	Compliance 100%	Payments Made 11	Timely Payments 11
CA100	CLAIMS MANAGEMENT (WAL-MART) Group Total	FROIs Filed 51	Timely FROIs 51	Compliance 100%	Payments Made 9	Timely Payments 9
CA050	CNA INSURANCE Group Total	FROIs Filed 6	Timely FROIs 5	Compliance 83%	Payments Made 1	Timely Payments 1
CA110	CONSTITUTION STATE SERVICES Group Total	FROIs Filed 5	Timely FROIs 5	Compliance 100%	Payments Made 3	Timely Payments 2
CA115	CONTINENTAL INDEMNITY Group Total	FROIs Filed 3	Timely FROIs 1	Compliance 33%	Payments Made No filings	Timely Payments No filings

INSURANCE GROUP COMPLIANCE
Lost Time FROI Filings and Initial Indemnity Payments
Second Quarter 2013
4/1/2013 - 6/30/2013

		Total Lost Time FROIs Filed	Lost Time FROIs Filed Timely	Compliance Percentage	Total Initial Indemnity Payments Made	Initial Indemnity Payments Made Timely	Compliance Percentage
	CORVEL CORPORATION	Group Total	7	57%	2	1	50%
CA116					Payments Made	Timely Payments	Compliance
	COTTINGHAM AND BUTLER CLAIMS SERVICES	Group Total	9	56%	5	5	100%
CA117					Payments Made	Timely Payments	Compliance
	CRUM & FORSTER	Group Total	1	0%	1	1	100%
CA089					Payments Made	Timely Payments	Compliance
CA375					No filings	No filings	No filings
	ELECTRIC INSURANCE	Group Total	3	100%	2	2	100%
CA300					Payments Made	Timely Payments	Compliance
					No filings	No filings	No filings
	ELECTRIC INSURANCE TPA Administered Claims	Group Total	3	100%	2	2	100%
CA300					Payments Made	Timely Payments	Compliance
					No filings	No filings	No filings
	ESIS	Group Total	48	83%	13	9	69%
CA160					Payments Made	Timely Payments	Compliance
	F.A. RICHARD	Group Total	1	100%	0	0	0%
CA165					Payments Made	Timely Payments	Compliance
					No filings	No filings	No filings
	FEDERATED MUTUAL INSURANCE	Group Total	1	0%	0	0	0%
CA091					Payments Made	Timely Payments	Compliance
					No filings	No filings	No filings
	FEDERATED SERVICE INSURANCE	Group Total	2	50%	1	1	50%
CA092					Payments Made	Timely Payments	Compliance
					No filings	No filings	No filings
	FUTURECOMP	Group Total	68	96%	25	23	92%
CA175					Payments Made	Timely Payments	Compliance
					No filings	No filings	No filings
	GALLAGHER BASSETT SERVICES	Group Total	83	83%	29	25	86%
CA190					Payments Made	Timely Payments	Compliance
					No filings	No filings	No filings
	GREAT AMERICAN INSURANCE	Group Total	0	0%	0	0	0%
CA193					Payments Made	Timely Payments	Compliance
					No filings	No filings	No filings
	GREAT DIVIDE INSURANCE	Group Total	3	100%	2	2	100%
CA189					Payments Made	Timely Payments	Compliance
					No filings	No filings	No filings

INSURANCE GROUP COMPLIANCE

Lost Time FROI Filings and Initial Indemnity Payments

Second Quarter 2013

4/1/2013 - 6/30/2013

		Total Lost Time FROIs Filled	Lost Time FROIs Filed Timely	Compliance Percentage	Total Initial Indemnity Payments Made	Initial Indemnity Payments Made Timely	Compliance Percentage
	GREAT FALLS INSURANCE CO.						
	Total						
	GREAT FALLS TPA Administered Claims						
CA070	CANNON COCHRAN MANAGEMENT SERVICES	30	27	90%	2	2	100%
	TPA Total	30	27	90%	2	2	100%
	GREAT FALLS Group Total	30	27	90%	2	2	100%
	GUARANTEE INSURANCE CO.						
CA195	Total	2	0	0%	No filings	No filings	No filings
	GUARD INSURANCE						
CA019	AMGUARD INSURANCE COMPANY	8	5	63%	1	0	0%
CA140	EASTGUARD INSURANCE COMPANY	6	3	50%	3	3	100%
CA272	NORGUARD INSURANCE COMPANY	7	4	57%	5	5	100%
	Group Total	21	12	57%	9	8	89%
	HANNAFORD BROTHERS						
CA201	Total	66	63	95%	17	16	94%
	HANOVER INSURANCE						
CA048	CITIZENS INSURANCE CO. OF AMERICA	9	4	44%	3	3	100%
CA202	HANOVER INSURANCE CO.	12	11	92%	3	3	100%
CA228	MASSACHUSETTS BAY INS. CO.	4	3	75%	3	1	33%
	Group Total	25	18	72%	9	7	78%
	HARLEYSVILLE INSURANCE						
CA197	Total	1	0	0%	No filings	No filings	No filings
	HARTFORD INSURANCE						
CA188	HARTFORD ACCIDENT & INDEMNITY	10	7	70%	1	1	100%
CA185	HARTFORD CASUALTY INS CO.	5	4	80%	2	2	100%
CA203	HARTFORD FIRE INSURANCE CO.	3	1	33%	1	1	100%
CA186	HARTFORD INSURANCE OF THE MIDWEST	7	7	100%	3	3	100%
CA187	HARTFORD UNDERWRITERS INSURANCE	6	5	83%	2	2	100%
CA288	PROPERTY & CASUALTY INSURANCE COMPANY	3	1	33%	1	1	100%
CA296	SENTINEL INSURANCE CO.	2	1	50%	No filings	No filings	No filings
CA319	TRUMBULL INSURANCE	19	19	100%	4	4	100%
CA321	TWIN CITY FIRE INSURANCE CO.	14	13	93%	4	3	75%
	Total	69	58	84%	18	17	94%
	HARTFORD TPA Administered Claims						
CA040	BROADSPIRE SERVICES	2	2	100%	1	1	100%
CA116	CORVEL CORPORATION	3	2	67%	1	0	0%
CA165	F.A. RICHARD	*	*	*	*	*	*
CA190	GALLAGHER BASSETT SERVICES	3	1	33%	1	1	100%
CA280	RISK ENTERPRISE MANAGEMENT	1	1	100%	No filings	No filings	No filings
CA300	SEDGWICK CLAIMS MANAGEMENT	11	11	100%	2	2	100%
	TPA Total	20	17	85%	5	4	80%
	HARTFORD Group Total	89	75	84%	23	21	91%
	HELMESMAN MANAGEMENT SERVICES						
CA204	Total	14	12	86%	2	1	50%

INSURANCE GROUP COMPLIANCE
Lost Time FROI Filings and Initial Indemnity Payments
Second Quarter 2013
4/1/2013 - 6/30/2013

		Total Lost Time FROIs Filed	Lost Time FROIs Filed Timely	Compliance Percentage	Total Initial Indemnity Payments Made	Initial Indemnity Payments Made Timely	Compliance Percentage
	LIBERTY MUTUAL INSURANCE						
CA380	EMPLOYERS INSURANCE OF WAUSAU	13	Timely FROIs 12	Compliance 92%	Payments Made 6	Timely Payments 6	Compliance 100%
CA210	LIBERTY MUTUAL INSURANCE COMPANY	47	40	85%	20	20	100%
	Group Total	60	52	87%	26	26	100%
	LUMBERMEN'S UNDERWRITING						
CA211	Group Total	*	Timely FROIs *	Compliance *	Payments Made *	Timely Payments *	Compliance *
	MACY'S CORPORATE SERVICES						
CA213	Group Total	FROIs Filed 1	Timely FROIs 1	Compliance 100%	Payments Made No filings	Timely Payments No filings	Compliance No filings
	MAINE AUTOMOBILE DEALERS ASSOCIATION						
CA220	Group Total	FROIs Filed 28	Timely FROIs 28	Compliance 100%	Payments Made 13	Timely Payments 12	Compliance 92%
	MAINE EMPLOYERS' MUTUAL INSURANCE						
CA260	Group Total	FROIs Filed 912	Timely FROIs 750	Compliance 82%	Payments Made 278	Timely Payments 259	Compliance 93%
	MAINE HEALTH CARE ASSOCIATION						
CA234	Group Total	FROIs Filed 31	Timely FROIs 29	Compliance 94%	Payments Made 4	Timely Payments 4	Compliance 100%
	MAINE MOTOR TRANSPORT ASSOCIATION						
CA230	Group Total	FROIs Filed 56	Timely FROIs 51	Compliance 91%	Payments Made 12	Timely Payments 10	Compliance 83%
	MAINE MUNICIPAL ASSOCIATION						
CA225	Group Total	FROIs Filed 208	Timely FROIs 197	Compliance 95%	Payments Made 53	Timely Payments 52	Compliance 98%
	MAINE SCHOOL MANAGEMENT ASSOCIATION						
CA250	Group Total	FROIs Filed 84	Timely FROIs 81	Compliance 96%	Payments Made 18	Timely Payments 16	Compliance 89%
	MEADOWBROOK						
CA255	Group Total	FROIs Filed 2	Timely FROIs 1	Compliance 50%	Payments Made 1	Timely Payments 0	Compliance 0%
	NATIONAL INTERSTATE INSURANCE						
CA267	Group Total	FROIs Filed *	Timely FROIs *	Compliance *	Payments Made *	Timely Payments *	Compliance *
	NATIONWIDE AGRIBUSINESS INSURANCE						
CA291	Group Total	FROIs Filed 2	Timely FROIs 1	Compliance 50%	Payments Made 1	Timely Payments 1	Compliance 100%
	NGM INSURANCE						
CA265	Group Total	FROIs Filed 4	Timely FROIs 2	Compliance 50%	Payments Made 4	Timely Payments 4	Compliance 100%
	NORTH RIVER INSURANCE						
CA257	Group Total	FROIs Filed 1	Timely FROIs 0	Compliance 0%	Payments Made 1	Timely Payments 0	Compliance 0%

INSURANCE GROUP COMPLIANCE
Lost Time FROI Filings and Initial Indemnity Payments
Second Quarter 2013
4/1/2013 - 6/30/2013

		Total Lost Time FROIs Filed	Lost Time FROIs Filed Timely	Compliance Percentage	Total Initial Indemnity Payments Made	Initial Indemnity Payments Made Timely	Compliance Percentage
	OLD REPUBLIC INSURANCE	FROIs Filed	Timely FROIs	Compliance	Payments Made	Timely Payments	Compliance
		*	*	*	*	*	*
	OLD REPUBLIC TPA Administered Claims						
CA040	BROADSPIRE SERVICES	1	1	100%	No filings	No filings	No filings
CA070	CANNON COCHRAN MANAGEMENT SERVICES	4	3	75%	2	2	100%
CA160	ESIS	*	*	*	*	*	*
CA190	GALLAGHER BASSETT SERVICES	3	3	100%	3	3	100%
CA300	SEDGWICK CLAIMS MANAGEMENT	3	3	100%	1	1	100%
	TPA Total	11	10	91%	6	6	100%
	OLD REPUBLIC Group Total	16	13	81%	8	8	100%
	PATRIOT INSURANCE	FROIs Filed	Timely FROIs	Compliance	Payments Made	Timely Payments	Compliance
CA274		2	1	50%	1	1	100%
	PEERLESS INSURANCE	FROIs Filed	Timely FROIs	Compliance	Payments Made	Timely Payments	Compliance
CA162	EXCELSIOR INSURANCE CO.	*	*	*	*	*	*
CA309	NETHERLANDS INSURANCE COMPANY	1	1	100%	No filings	No filings	No filings
CA275	PEERLESS INSURANCE CO.	39	31	79%	12	12	100%
CA283	PEERLESS INDEMNITY CO.	*	*	*	*	*	*
	Group Total	40	32	80%	12	12	100%
	PENNSYLVANIA MFG. ASSOCIATION INS. CO	FROIs Filed	Timely FROIs	Compliance	Payments Made	Timely Payments	Compliance
		*	*	*	*	*	*
	PENNSYLVANIA MFG. TPA Administered Claims						
CA190	GALLAGHER BASSETT SERVICES	4	2	50%	2	2	100%
CA165	F.A. RICHARD	*	*	*	*	*	*
	TPA Total	4	2	50%	2	2	100%
	PENNSYLVANIA MFG. Group Total	4	2	50%	2	2	100%
	PRAETORIAN INSURANCE	FROIs Filed	Timely FROIs	Compliance	Payments Made	Timely Payments	Compliance
CA276		*	*	*	*	*	*
	PRAETORIAN INSURANCE TPA Administered Claims						
CA190	GALLAGHER BASSETT SERVICES	*	*	*	*	*	*
CA300	SEDGWICK CLAIMS MANAGEMENT SERVICES	4	4	100%	1	1	100%
	TPA Total	4	4	100%	1	1	100%
	PRAETORIAN INSURANCE Group Total	4	4	100%	1	1	100%
	PROTECTIVE INSURANCE	FROIs Filed	Timely FROIs	Compliance	Payments Made	Timely Payments	Compliance
CA277		2	1	50%	No filings	No filings	No filings
	PUBLIC SERVICE MUTUAL	FROIs Filed	Timely FROIs	Compliance	Payments Made	Timely Payments	Compliance
CA282		1	0	0%	No filings	No filings	No filings

INSURANCE GROUP COMPLIANCE
Lost Time FROI Filings and Initial Indemnity Payments
Second Quarter 2013
4/1/2013 - 6/30/2013

		Total Lost Time FROIs Filed	Lost Time FROIs Filed Timely	Compliance Percentage	Total Initial Indemnity Payments Made	Initial Indemnity Payments Made Timely	Compliance Percentage
	RISK ENTERPRISE MANAGEMENT	FROIs Filed	Timely FROIs	Compliance	Payments Made	Timely Payments	Compliance
CA280	Group Total	1	1	100%	No filings	No filings	No filings
	SAFETY NATIONAL INSURANCE	FROIs Filed	Timely FROIs	Compliance	Payments Made	Timely Payments	Compliance
	Total	*	*	*	*	*	*
	SAFETY NATIONAL TPA Administered claims						
CA040	BROADSPIRE SERVICES	*	*	*	*	*	*
CA070	CANNON COCHRAN MANAGEMENT SERVICES	*	*	*	*	*	*
CA116	CORVEL	4	2	50%	1	1	100%
CA190	GALLAGHER BASSETT SERVICES	7	5	71%	4	2	50%
CA300	SEDGWICK CLAIMS MANAGEMENT SERVICES	4	2	50%	1	1	100%
CA340	YORK RISK SERVICES	2	0	0%	2	1	50%
	TPA Total	17	9	53%	8	5	63%
	SAFETY NATIONAL Group Total	17	9	53%	8	5	63%
	SEDGWICK CLAIMS MANAGEMENT SERVICES	FROIs Filed	Timely FROIs	Compliance	Payments Made	Timely Payments	Compliance
CA300	Total	142	123	87%	42	38	90%
	SENTRY INSURANCE	FROIs Filed	Timely FROIs	Compliance	Payments Made	Timely Payments	Compliance
CA402	SENTRY CASUALTY CO.	1	0	0%	1	1	100%
CA305	SENTRY A MUTUAL CO.	3	2	67%	1	1	100%
CA308	SENTRY SELECT INSURANCE CO.	1	1	100%	No filings	No filings	No filings
	Group Total	5	3	60%	2	2	100%
	SPARTA INSURANCE	FROIs Filed	Timely FROIs	Compliance	Payments Made	Timely Payments	Compliance
	Total	*	*	*	*	*	*
	SPARTA TPA Administered claims						
CA060	COTTINGHAM AND BUTLER CLAIMS SERVICES	7	5	71%	5	5	100%
CA190	GALLAGHER BASSETT SERVICES	*	*	*	*	*	*
	TPA Total	7	5	71%	5	5	100%
	SPARTA Group Total	7	5	71%	5	5	100%
	STATE OF MAINE WORKERS' COMPENSATION TRUST	FROIs Filed	Timely FROIs	Compliance	Payments Made	Timely Payments	Compliance
CA307	Group Total	141	131	93%	41	37	90%
	SYNERNET	FROIs Filed	Timely FROIs	Compliance	Payments Made	Timely Payments	Compliance
CA320	Group Total	126	114	90%	36	30	83%
	TOWER INSURANCE COMPANY	FROIs Filed	Timely FROIs	Compliance	Payments Made	Timely Payments	Compliance
CA356	Group Total	7	3	43%	3	3	100%

INSURANCE GROUP COMPLIANCE

Lost Time FROI Filings and Initial Indemnity Payments

Second Quarter 2013

4/1/2013 - 6/30/2013

	Total Lost Time FROIs Filled	Lost Time FROIs Filed Timely	Compliance Percentage	Total Initial Indemnity Payments Made	Initial Indemnity Payments Made Timely	Compliance Percentage
TRAVELERS INSURANCE						
CA072	42	39	93%	21	20	95%
CA164	2	1	50%	1	1	100%
CA306	5	4	80%	2	2	100%
CA284	4	2	50%	1	1	100%
CA347	3	2	67%	No filings	No filings	No filings
CA348	10	9	90%	4	4	100%
CA349	3	2	67%	1	1	100%
CA343	1	1	100%	No filings	No filings	No filings
CA346	3	2	67%	No filings	No filings	No filings
CA345	6	4	67%	1	0	0%
	79	66	84%	31	29	94%
TRAVELERS TPA Administered Claims						
CA040	4	4	100%	3	3	100%
CA190	*	*	*	*	*	*
CA300	3	3	100%	No filings	No filings	No filings
	7	7	100%	3	3	100%
TPA Total						
	86	73	85%	34	32	94%
TRAVELERS Group Total						
UNDERWRITERS SAFETY & CLAIMS						
CA360	*	*	*	*	*	*
Group Total						
WILLIS OF NORTHERN NEW ENGLAND						
CA382	229	214	93%	47	43	91%
Group Total						
XL SPECIALTY INSURANCE						
XL TPA Administered Claims						
CA040	*	*	*	*	*	*
CA070	*	*	*	*	*	*
CA160	1	1	100%	No filings	No filings	No filings
CA190	5	5	100%	1	1	100%
CA300	2	1	50%	No filings	No filings	No filings
	8	7	88%	1	1	100%
TPA Total						
	8	7	88%	1	1	100%
XL Group Total						
YORK RISK SERVICES						
CA340	2	0	0%	2	1	50%
Group Total						
ZENITH INSURANCE						
ZENITH TPA Administered Claims						
CA040	1	1	100%	No filings	No filings	No filings
	1	1	100%	No filings	No filings	No filings
TPA Total						
	1	1	100%	No filings	No filings	No filings
ZENITH Group Total						

INSURANCE GROUP COMPLIANCE
Lost Time FROI Filings and Initial Indemnity Payments
Second Quarter 2013
4/1/2013 - 6/30/2013

		Total Lost Time FROIs Filed	Lost Time FROIs Filed Timely	Compliance Percentage	Total Initial Indemnity Payments Made	Initial Indemnity Payments Made Timely	Compliance Percentage
	ZURICH INSURANCE	FROIs Filed	Timely FROIs	Compliance	Payments Made	Timely Payments	Compliance
CA021	AMERICAN ZURICH	1	1	100%	No filings	No filings	No filings
CA022	AMERICAN ZURICH	15	14	93%	3	3	100%
CA227	MARYLAND CASUALTY CO.	*	*	*	*	*	*
CA259	NORTHERN INSURANCE CO. OF NEW YORK	*	*	*	2	1	50%
CA400	ZURICH AMERICAN INSURANCE CO.	10	6	60%	1	0	0%
CA404	ZURICH AMERICAN INSURANCE CO.	No filings	No filings	No filings	6	4	67%
	Total	25	20	80%			
	ZURICH TPA Administered Claims						
CA080	CHESTERFIELD SERVICES	2	2	100%	No filings	No filings	No filings
CA060	COTTINGHAM AND BUTLER CLAIMS SERVICES	1	1	100%	No filings	No filings	No filings
CA160	ESIS	*	*	*	*	*	*
CA165	F.A. RICHARD	*	*	*	*	*	*
CA190	GALLAGHER BASSETT SERVICES	8	7	88%	1	1	100%
CA300	SEDGWICK CLAIMS MANAGEMENT	5	4	80%	4	4	100%
	TPA Total	16	14	88%	5	5	100%
	ZURICH Group Total	41	34	83%	11	9	82%

Appendix B

**Insurance Group Compliance
Initial MOP and Initial Indemnity NOC Filings
Second Quarter 2013
4/1/2013-6/30/2013**

INSURANCE GROUP COMPLIANCE

Initial MOP and Initial Indemnity NOC Filings

Second Quarter 2013

4/1/2013 - 6/30/2013

		Total Initial MOPs Filed	Initial MOPs Filed Timely	Compliance Percentage	Total Initial Indemnity NOCs Filed	Initial Indemnity NOCs Filed Timely	Compliance Percentage
CA010	ACADIA INSURANCE	MOPs Filed 11	Timely MOPs 11	Compliance 100%	NOCs Filed 9	Timely NOCs 8	Compliance 89%
	ACE INSURANCE	MOPs Filed *	Timely MOPs *	Compliance *	NOCs Filed *	Timely NOCs *	Compliance *
	ACE TPA Administered Claims	Total *					
CA040	BROADSPIRE SERVICES	*	*	*	*	*	*
CA070	CANNON COCHRAN MANAGEMENT SERVICES	2	0	0%	2	2	100%
CA110	CONSTITUTION STATE SERVICES	2	2	100%	1	1	100%
CA160	ESIS	5	4	80%	5	4	80%
CA190	GALLAGHER BASSETT SERVICES	7	6	86%	3	3	100%
CA204	HELMSMAN MANAGEMENT SERVICES	No filings	No filings	No filings	1	1	100%
CA300	SEDGWICK CLAIMS MANAGEMENT	15	13	87%	11	11	100%
	TPA Total	31	25	81%	23	22	96%
	ACE Group Total	31	25	81%	23	22	96%
CA015	AIG DOMESTIC CLAIMS, INC.	MOPs Filed 9	Timely MOPs 9	Compliance 100%	NOCs Filed 3	Timely NOCs 3	Compliance 100%
CA058	AIG DOMESTIC CLAIMS, INC.	1	1	100%	No filings	No filings	No filings
	NEW HAMPSHIRE INSURANCE CO.	10	10	100%	3	3	100%
	AIG GROUP TPA Administered Claims						
CA040	BROADSPIRE SERVICES	8	8	100%	6	6	100%
CA070	CANNON COCHRAN MANAGEMENT SERVICES	*	*	*	*	*	*
CA100	CLAIMS MANAGEMENT (WAL-MART)	9	9	100%	10	10	100%
CA110	CONSTITUTION STATE SERVICES	*	*	*	*	*	*
CA116	CORVEL CORPORATION	*	*	*	*	*	*
CA160	ESIS	5	4	80%	6	6	100%
CA190	GALLAGHER BASSETT SERVICES	9	9	100%	9	9	100%
CA204	HELMSMAN MANAGEMENT SERVICES	1	1	100%	5	4	80%
CA300	SEDGWICK CLAIMS MANAGEMENT	13	12	92%	5	5	100%
	TPA Total	45	43	96%	41	40	98%
	AIG DOMESTIC CLAIMS, INC. Group Total	54	52	96%	44	43	98%
CA381	AMTRUST INSURANCE	MOPs Filed No filings	Timely MOPs No filings	Compliance No filings	NOCs Filed No filings	Timely NOCs No filings	Compliance No filings
CA342	TECHNOLOGY INSURANCE CO.	2	2	100%	No filings	No filings	No filings
	Group Total	2	2	100%	No filings	No filings	No filings
	ARCH INSURANCE	MOPs Filed *	Timely MOPs *	Compliance *	NOCs Filed *	Timely NOCs *	Compliance *
	ARCH TPA Administered Claims	Total *					
CA040	BROADSPIRE SERVICES	No filings	No filings	No filings	No filings	No filings	No filings
CA070	CANNON COCHRAN MANAGEMENT SERVICES	*	*	*	*	*	*
CA160	ESIS	*	*	*	*	*	*
CA190	GALLAGHER BASSETT SERVICES	No filings	No filings	No filings	1	1	100%
CA204	HELMSMAN MANAGEMENT SERVICES	No filings	No filings	No filings	1	1	100%
CA300	SEDGWICK CLAIMS MANAGEMENT	No filings	No filings	No filings	2	2	100%
	TPA Total	No filings	No filings	No filings	4	4	100%
	ARCH Group Total	No filings	No filings	No filings	4	4	100%

INSURANCE GROUP COMPLIANCE
Initial MOP and Initial Indemnity NOC Filings
Second Quarter 2013
4/1/2013 - 6/30/2013

		Total Initial MOPs Filed	Initial MOPs Filed Timely	Compliance Percentage	Total Initial Indemnity NOCs Filed	Initial Indemnity NOCs Filed Timely	Compliance Percentage
CA032	ARROW MUTUAL INSURANCE CO. Group Total	MOPs Filed No filings	Timely MOPs No filings	Compliance No filings	NOCs Filed No filings	Timely NOCs No filings	Compliance No filings
CA036	BATH IRON WORKS Group Total	MOPs Filed 15	Timely MOPs 15	Compliance 100%	NOCs Filed 5	Timely NOCs 5	Compliance 100%
CA114	BERKSHIRE HATHAWAY INSURANCE Group Total	MOPs Filed *	Timely MOPs *	Compliance *	NOCs Filed *	Timely NOCs *	Compliance *
CA040	BROADSPIRE SERVICES Group Total	MOPs Filed 14	Timely MOPs 14	Compliance 100%	NOCs Filed 6	Timely NOCs 6	Compliance 100%
CA070	CANNON COCHRAN MANAGEMENT SERVICES Group Total	MOPs Filed 38	Timely MOPs 29	Compliance 76%	NOCs Filed 29	Timely NOCs 29	Compliance 100%
CA080	CHESTERFIELD SERVICES Group Total	MOPs Filed No filings	Timely MOPs No filings	Compliance No filings	NOCs Filed No filings	Timely NOCs No filings	Compliance No filings
CA090	CHUBB INSURANCE Group Total	MOPs Filed 5	Timely MOPs 4	Compliance 80%	NOCs Filed No filings	Timely NOCs No filings	Compliance No filings
CA070	CHUBB TPA Administered Claims						
CA070	CANNON COCHRAN MANAGEMENT SERVICES	1	1	100%	No filings	No filings	No filings
CA190	GALLAGHER BASSETT SERVICES	No filings	No filings	100%	No filings	No filings	No filings
	TPA Total	1	1	100%	No filings	No filings	No filings
	CHUBB Group Total	6	5	83%	No filings	No filings	No filings
CA084	CHURCH MUTUAL INSURANCE Group Total	MOPs Filed No filings	Timely MOPs No filings	Compliance No filings	NOCs Filed No filings	Timely NOCs No filings	Compliance No filings
CA085	CIANBRO CORPORATION Group Total	MOPs Filed 1	Timely MOPs 0	Compliance 0%	NOCs Filed No filings	Timely NOCs No filings	Compliance No filings
CA033	CITY OF BANGOR Group Total	MOPs Filed 11	Timely MOPs 10	Compliance 91%	NOCs Filed 1	Timely NOCs 1	Compliance 100%
CA100	CLAIMS MANAGEMENT (WAL-MART) Group Total	MOPs Filed 9	Timely MOPs 9	Compliance 100%	NOCs Filed 10	Timely NOCs 10	Compliance 100%
CA050	CNA INSURANCE Group Total	MOPs Filed 1	Timely MOPs 1	Compliance 100%	NOCs Filed 1	Timely NOCs 0	Compliance 0%
CA110	CONSTITUTION STATE SERVICE Group Total	MOPs Filed 3	Timely MOPs 2	Compliance 67%	NOCs Filed 1	Timely NOCs 1	Compliance 100%
CA115	CONTINENTAL INDEMNITY Group Total	MOPs Filed No filings	Timely MOPs No filings	Compliance No filings	NOCs Filed 1	Timely NOCs 0	Compliance 0%

INSURANCE GROUP COMPLIANCE
Initial MOP and Initial Indemnity NOC Filings
Second Quarter 2013
4/1/2013 - 6/30/2013

		Total Initial MOPs Filed	Initial MOPs Filed Timely	Compliance Percentage	Total Initial Indemnity NOCs Filed	Initial Indemnity NOCs Filed Timely	Compliance Percentage
	CORVEL CORPORATION	Group Total	Timely MOPs	Compliance	NOCs Filed	Timely NOCs	Compliance
CA116		MOPs Filed 2	1	50%	3	3	100%
CA117		MOPs Filed 5	5	100%	3	2	67%
	CRUM & FORSTER	Group Total	Timely MOPs	Compliance	NOCs Filed	Timely NOCs	Compliance
CA089	CRUM & FORSTER	MOPs Filed No filings	0	No filings	1	0	0%
CA375	UNITED STATE FIRE INSURANCE	MOPs Filed 1	0	0%	No filings	No filings	No filings
	Group Total	1	0	0%	1	0	0%
	ELECTRIC INSURANCE	Group Total	Timely MOPs	Compliance	NOCs Filed	Timely NOCs	Compliance
		MOPs Filed *	*	*	*	*	*
	ELECTRIC INSURANCE TPA Administered Claims						
CA300	SEDGWICK CLAIMS MANAGEMENT	2	2	100%	1	1	100%
	TPA Total	2	2	100%	1	1	100%
	ELECTRIC INSURANCE Group Total	2	2	100%	1	1	100%
CA160	ESIS	MOPs Filed 13	8	62%	NOCs Filed 12	Timely NOCs 11	Compliance 92%
CA165	F.A. RICHARD	MOPs Filed No filings	Timely MOPs No filings	Compliance No filings	NOCs Filed No filings	Timely NOCs No filings	Compliance No filings
CA091	FEDERATED MUTUAL INSURANCE	MOPs Filed No filings	Timely MOPs No filings	Compliance No filings	NOCs Filed No filings	Timely NOCs No filings	Compliance No filings
CA092	FEDERATED SERVICE INSURANCE	MOPs Filed No filings	Timely MOPs No filings	Compliance No filings	NOCs Filed No filings	Timely NOCs No filings	Compliance No filings
CA175	FUTURECOMP	MOPs Filed 25	Timely MOPs 22	Compliance 88%	NOCs Filed 10	Timely NOCs 10	Compliance 100%
CA190	GALLAGHER BASSETT SERVICES	MOPs Filed 29	Timely MOPs 26	Compliance 90%	NOCs Filed 17	Timely NOCs 17	Compliance 100%
CA193	GREAT AMERICAN INSURANCE	MOPs Filed No filings	Timely MOPs No filings	Compliance No filings	NOCs Filed No filings	Timely NOCs No filings	Compliance No filings
CA189	GREAT DIVIDE INSURANCE	MOPs Filed *	Timely MOPs *	Compliance *	NOCs Filed *	Timely NOCs *	Compliance *

INSURANCE GROUP COMPLIANCE
Initial MOP and Initial Indemnity NOC Filings
Second Quarter 2013
4/1/2013 - 6/30/2013

	Total Initial MOPs Filed	Initial MOPs Filed Timely	Compliance Percentage	Total Initial Indemnity NOCs Filed	Initial Indemnity NOCs Filed Timely	Compliance Percentage
GREAT FALLS INSURANCE CO.						
Total	MOPs Filed *	Timely MOPs *	Compliance *	NOCs Filed *	Timely NOCs *	Compliance *
GREAT FALLS TPA Administered Claims						
CA070 CANNON COCHRAN MANAGEMENT SERVICES	2	2	100%	7	7	100%
TPA Total	2	2	100%	7	7	100%
GREAT FALLS Group Total	2	2	100%	7	7	100%
GUARANTEE INSURANCE CO.						
Group Total	MOPs Filed No filings	Timely MOPs No filings	Compliance No filings	NOCs Filed 2	Timely NOCs 0	Compliance 0%
GUARD INSURANCE						
CA019 AMGUARD INSURANCE COMPANY	MOPs Filed 1	Timely MOPs 0	Compliance 0%	NOCs Filed 2	Timely NOCs 2	Compliance 100%
CA140 EASTGUARD INSURANCE COMPANY	3	2	67%	3	3	100%
CA272 NORGUARD INSURANCE COMPANY	5	5	100%	No filings	No filings	No filings
Group Total	9	7	78%	5	5	100%
HANNAFORD BROTHERS						
Group Total	MOPs Filed 17	Timely MOPs 15	Compliance 88%	NOCs Filed 7	Timely NOCs 7	Compliance 100%
HANOVER INSURANCE						
CA048 CITIZENS INSURANCE CO. OF AMERICA	MOPs Filed 3	Timely MOPs 3	Compliance 100%	NOCs Filed No filings	Timely NOCs No filings	Compliance No filings
CA202 HANOVER INSURANCE COMPANY	3	3	100%	2	2	100%
CA228 MASSACHUSETTS BAY INS. CO.	3	1	33%	No filings	No filings	No filings
Group Total	9	7	78%	2	2	100%
HARLEYSVILLE INSURANCE						
Group Total	MOPs Filed No filings	Timely MOPs No filings	Compliance No filings	NOCs Filed No filings	Timely NOCs No filings	Compliance No filings
HARTFORD INSURANCE						
CA188 HARTFORD ACCIDENT & INDEMNITY	MOPs Filed 1	Timely MOPs 1	Compliance 100%	NOCs Filed 2	Timely NOCs 2	Compliance 100%
CA185 HARTFORD CASUALTY INS. CO.	2	2	100%	1	1	100%
CA203 HARTFORD FIRE INSURANCE CO.	1	1	100%	2	2	100%
CA186 HARTFORD INSURANCE OF THE MIDWEST	3	3	100%	1	1	100%
CA187 HARTFORD UNDERWRITERS INSURANCE	2	2	100%	1	1	100%
CA288 PROPERTY & CASUALTY INSURANCE COMPANY	1	1	100%	No filings	No filings	No filings
CA296 SENTINEL INSURANCE CO.	No filings	No filings	No filings	No filings	No filings	No filings
CA319 TRUMBULL INSURANCE COMPANY	4	4	100%	2	2	100%
CA321 TWIN CITY FIRE INSURANCE CO.	4	3	75%	2	2	100%
Total	18	17	94%	11	11	100%
HARTFORD TPA Administered Claims						
CA040 BROADSPIRE SERVICES	1	1	100%	No filings	No filings	No filings
CA116 CORVEL CORPORATION	1	0	0%	2	2	100%
CA165 F.A. RICHARD	*	*	*	*	*	*
CA190 GALLAGHER BASSETT SERVICES	1	1	100%	No filings	No filings	No filings
CA280 RISK ENTERPRISE MANAGEMENT	*	*	*	*	*	*
CA300 SEDGWICK CLAIMS MANAGEMENT	2	2	100%	1	1	100%
TPA Total	5	4	80%	3	3	100%
HARTFORD Group Total	23	21	91%	14	14	100%
HELMSMAN MANAGEMENT SERVICES						
Group Total	MOPs Filed 2	Timely MOPs 1	Compliance 50%	NOCs Filed 8	Timely NOCs 7	Compliance 88%

INSURANCE GROUP COMPLIANCE
Initial MOP and Initial Indemnity NOC Filings
Second Quarter 2013
4/1/2013 - 6/30/2013

		Total Initial MOPs Filed	Initial MOPs Filed Timely	Compliance Percentage	Total Initial Indemnity NOCs Filed	Initial Indemnity NOCs Filed Timely	Compliance Percentage
	LIBERTY MUTUAL INSURANCE						
CA380	EMPLOYERS INSURANCE OF WAUSAU	MOPs Filed 6	Timely MOPs 6	Compliance 100%	NOCs Filed 3	Timely NOCs 3	Compliance 100%
CA210	LIBERTY MUTUAL INSURANCE COMPANY	MOPs Filed 20	Timely MOPs 20	100%		15	88%
	Group Total	26	26	100%	20	18	90%
	LUMBERMEN'S UNDERWRITING						
CA213		MOPs Filed *	Timely MOPs *	Compliance *	NOCs Filed *	Timely NOCs *	Compliance *
	MACY'S CORPORATE SERVICES						
CA213		MOPs Filed No filings	Timely MOPs No filings	Compliance No filings	NOCs Filed No filings	Timely NOCs No filings	Compliance No filings
	MAINE AUTOMOBILE DEALERS ASSOCIATION						
CA220		MOPs Filed 13	Timely MOPs 10	Compliance 77%	NOCs Filed 3	Timely NOCs 3	Compliance 100%
	MAINE EMPLOYERS' MUTUAL INSURANCE						
CA260		MOPs Filed 278	Timely MOPs 257	Compliance 92%	NOCs Filed 167	Timely NOCs 160	Compliance 96%
	MAINE HEALTH CARE ASSOCIATION						
CA234		MOPs Filed 4	Timely MOPs 4	Compliance 100%	NOCs Filed 3	Timely NOCs 3	Compliance 100%
	MAINE MOTOR TRANSPORT ASSOCIATION						
CA230		MOPs Filed 12	Timely MOPs 12	Compliance 100%	NOCs Filed 15	Timely NOCs 15	Compliance 100%
	MAINE MUNICIPAL ASSOCIATION						
CA225		MOPs Filed 53	Timely MOPs 50	Compliance 94%	NOCs Filed 58	Timely NOCs 57	Compliance 98%
	MAINE SCHOOL MANAGEMENT ASSOCIATION						
CA250		MOPs Filed 18	Timely MOPs 18	Compliance 100%	NOCs Filed 20	Timely NOCs 19	Compliance 95%
	MEADOWBROOK						
CA255		MOPs Filed 1	Timely MOPs 0	Compliance 0%	NOCs Filed No filings	Timely NOCs No filings	Compliance No filings
	NATIONAL INTERSTATE INSURANCE						
CA267		MOPs Filed *	Timely MOPs *	Compliance *	NOCs Filed *	Timely NOCs *	Compliance *
	NATIONWIDE AGRIBUSINESS INSURANCE						
CA291		MOPs Filed 1	Timely MOPs 1	Compliance 100%	NOCs Filed No filings	Timely NOCs No filings	Compliance No filings
	NGM INSURANCE						
CA265		MOPs Filed 4	Timely MOPs 4	Compliance 100%	NOCs Filed No filings	Timely NOCs No filings	Compliance No filings
	NORTH RIVER INSURANCE						
CA257		MOPs Filed 1	Timely MOPs 0	Compliance 0%	NOCs Filed No filings	Timely NOCs No filings	Compliance No filings

INSURANCE GROUP COMPLIANCE
Initial MOP and Initial Indemnity NOC Filings
Second Quarter 2013
4/1/2013 - 6/30/2013

	Total Initial MOPs Filed	Initial MOPs Filed Timely	Compliance Percentage	Total Initial Indemnity NOCs Filed	Initial Indemnity NOCs Filed Timely	Compliance Percentage
OLD REPUBLIC INSURANCE	MOPs Filed *	Timely MOPs *	Compliance *	NOCs Filed *	Timely NOCs *	Compliance *
Total						
OLD REPUBLIC TPA Administered Claims						
CA040 BROADSPIRE SERVICES	No filings	No filings	No filings	No filings	No filings	No filings
CA070 CANNON COCHRAN MANAGEMENT SERVICES	2	2	100%	No filings	No filings	No filings
CA160 ESIS	*	*	*	*	*	*
CA190 GALLAGHER BASSETT SERVICES	3	3	100%	No filings	No filings	No filings
CA300 SEDGWICK CLAIMS MANAGEMENT	1	1	100%	No filings	No filings	No filings
TPA Total	6	6	100%	No filings	No filings	No filings
OLD REPUBLIC GROUP TOTAL	6	6	100%	No filings	No filings	No filings
PATRIOT INSURANCE CO.	MOPs Filed	Timely MOPs	Compliance	NOCs Filed	Timely NOCs	Compliance
Group Total	1	1	100%	No filings	No filings	No filings
PEERLESS INSURANCE	MOPs Filed	Timely MOPs	Compliance	NOCs Filed	Timely NOCs	Compliance
CA162 EXCELSIOR INSURANCE CO.	*	*	*	*	*	*
CA309 NETHERLANDS INSURANCE COMPANY	No filings	No filings	No filings	1	0	0%
CA275 PEERLESS INSURANCE CO.	12	12	100%	3	3	100%
CA283 PEERLESS INDEMNITY CO.	*	*	*	*	*	*
Group Total	12	12	100%	4	3	75%
PENNSYLVANIA MFG. ASSOCIATION INS. CO	MOPs Filed *	Timely MOPs *	Compliance *	NOCs Filed *	Timely NOCs *	Compliance *
Total						
PENNSYLVANIA MFG. TPA Administered Claims						
CA190 GALLAGHER BASSETT SERVICES	2	2	100%	No filings	No filings	No filings
CA165 F.A. RICHARD	*	*	*	*	*	*
TPA Total	2	2	100%	No filings	No filings	No filings
PENNSYLVANIA MFG. GROUP TOTAL	2	2	100%	No filings	No filings	No filings
PRAETORIAN INSURANCE	MOPs Filed	Timely MOPs	Compliance	NOCs Filed	Timely NOCs	Compliance
Group Total	*	*	*	*	*	*
PRAETORIAN INSURANCE TPA Administered Claims						
CA190 GALLAGHER BASSETT SERVICES	*	*	*	*	*	*
CA300 SEDGWICK CLAIMS MANAGEMENT SERVICES	1	1	100%	1	1	100%
TPA Total	1	1	100%	1	1	100%
PRAETORIAN INSURANCE GROUP TOTAL	1	1	100%	1	1	100%
PROTECTIVE INSURANCE	MOPs Filed	Timely MOPs	Compliance	NOCs Filed	Timely NOCs	Compliance
Group Total	No filings	No filings	No filings	1	0	0%
PUBLIC SERVICE MUTUAL	MOPs Filed	Timely MOPs	Compliance	NOCs Filed	Timely NOCs	Compliance
Group Total	No filings	No filings	No filings	No filings	No filings	No filings

INSURANCE GROUP COMPLIANCE
Initial MOP and Initial Indemnity NOC Filings
Second Quarter 2013
4/1/2013 - 6/30/2013

		Total Initial MOPs		Initial MOPs Filed		Compliance Percentage		Total Initial Indemnity NOCs		Initial Indemnity NOCs Filed Timely		Compliance Percentage	
		Filed		Timely		Percentage		Filed		NOCs Filed Timely		Percentage	
CA280	RISK ENTERPRISE MANAGEMENT	MOPs Filed	No Filings	Timely MOPs	No Filings	Compliance	No Filings	NOCs Filed	No Filings	Timely NOCs	No Filings	Compliance	No Filings
	Group Total												
	SAFETY NATIONAL INSURANCE	MOPs Filed	No Filings	Timely MOPs	No Filings	Compliance	No Filings	NOCs Filed	No Filings	Timely NOCs	No Filings	Compliance	No Filings
	Total												
CA040	SAFETY NATIONAL TPA Administered claims												
CA070	BROADSPIRE SERVICES												
CA116	CANNON COCHRAN MANAGEMENT SERVICES												
CA190	CORVEL												
CA300	GALLAGHER BASSETT SERVICES												
CA340	SEDGWICK CLAIMS MANAGEMENT SERVICES												
	YORK RISK SERVICES												
	TPA Total												
	SAFETY NATIONAL Group Total												
CA300	SEDGWICK CLAIMS MANAGEMENT SERVICES	MOPs Filed	No Filings	Timely MOPs	No Filings	Compliance	No Filings	NOCs Filed	No Filings	Timely NOCs	No Filings	Compliance	No Filings
	Group Total												
	SENTRY INSURANCE	MOPs Filed	No Filings	Timely MOPs	No Filings	Compliance	No Filings	NOCs Filed	No Filings	Timely NOCs	No Filings	Compliance	No Filings
CA402	SENTRY CASUALTY CO.												
CA305	SENTRY A MUTUAL CO.												
CA308	SENTRY SELECT INSURANCE CO.												
	Group Total												
	SPARTA INSURANCE	MOPs Filed	No Filings	Timely MOPs	No Filings	Compliance	No Filings	NOCs Filed	No Filings	Timely NOCs	No Filings	Compliance	No Filings
	Total												
CA060	SPARTA TPA Administered claims												
CA190	COTTINGHAM AND BUTLER CLAIMS SERVICES												
	GALLAGHER BASSETT SERVICES												
	TPA Total												
	SPARTA Group Total												
CA307	STATE OF MAINE WORKERS' COMPENSATION TRUST	MOPs Filed	No Filings	Timely MOPs	No Filings	Compliance	No Filings	NOCs Filed	No Filings	Timely NOCs	No Filings	Compliance	No Filings
	Group Total												
CA320	SYNERNET	MOPs Filed	No Filings	Timely MOPs	No Filings	Compliance	No Filings	NOCs Filed	No Filings	Timely NOCs	No Filings	Compliance	No Filings
	Group Total												
CA356	TOWER INSURANCE COMPANY	MOPs Filed	No Filings	Timely MOPs	No Filings	Compliance	No Filings	NOCs Filed	No Filings	Timely NOCs	No Filings	Compliance	No Filings
	Group Total												

INSURANCE GROUP COMPLIANCE
Initial MOP and Initial Indemnity NOC Filings
Second Quarter 2013
4/1/2013 - 6/30/2013

	Total Initial MOPs		Initial MOPs Filed		Compliance Percentage
	Filed	Timely	Timely MOPs	Compliance	
TRAVELERS INSURANCE					
CA072	CHARTER OAK FIRE INS. CO.	21	20	95%	
CA164	FARMINGTON CASUALTY CO.	1	1	100%	
CA306	STANDARD FIRE INS. CO.	2	2	100%	
CA284	THE PHOENIX INS. CO.	1	1	100%	
CA347	TRAVELERS CASUALTY & SURETY COMPANY	No filings	No filings	No filings	
CA348	TRAVELERS CASUALTY INSURANCE CO. OF AMERICA	4	4	100%	
CA349	TRAVELERS COMMERCIAL CASUALTY	1	1	100%	
CA343	TRAVELERS INDEMNITY CO.	No filings	No filings	No filings	
CA346	TRAVELERS INDEMNITY CO. OF AMERICA	No filings	No filings	No filings	
CA345	TRAVELERS PROPERTY CASUALTY COMPANY	1	0	0%	
	Total	31	29	94%	
TRAVELERS TPA Administered Claims					
CA040	BROADSPIRE SERVICES	3	3	100%	
CA190	GALLAGHER BASSETT SERVICES	*	*	*	
CA300	SEDGWICK CLAIMS MANAGEMENT	No filings	No filings	No filings	
	TPA Total	3	3	100%	
	TRAVELERS Group Total	34	32	94%	
UNDERWRITERS SAFETY & CLAIMS					
CA360	Group Total	MOPs Filed	Timely MOPs	Compliance	
		*	*	*	
WILLIS OF NORTHERN NEW ENGLAND					
CA382	Group Total	MOPs Filed	Timely MOPs	Compliance	
		47	41	87%	
XL SPECIALTY INSURANCE					
	Total	MOPs Filed	Timely MOPs	Compliance	
	XL TPA Administered Claims	*	*	*	
CA040	BROADSPIRE SERVICES	*	*	*	
CA070	CANNON COCHRAN MANAGEMENT SERVICES	*	*	*	
CA160	ESIS	No filings	No filings	No filings	
CA190	GALLAGHER BASSETT SERVICES	1	1	100%	
CA300	SEDGWICK CLAIMS MANAGEMENT	No filings	No filings	No filings	
	TPA Total	1	1	100%	
	XL Group Total	1	1	100%	
YORK RISK SERVICES					
CA340	Group Total	MOPs Filed	Timely MOPs	Compliance	
		2	0	0%	
ZENITH INSURANCE					
	Total	MOPs Filed	Timely MOPs	Compliance	
	ZENITH TPA Administered claims	*	*	*	
CA040	BROADSPIRE SERVICES	No filings	No filings	No filings	
	TPA Total	No filings	No filings	No filings	
	ZENITH Group Total	No filings	No filings	No filings	

INSURANCE GROUP COMPLIANCE
Initial MOP and Initial Indemnity NOC Filings
Second Quarter 2013
4/1/2013 - 6/30/2013

		Total Initial MOPs Filed	Initial MOPs Filed Timely	Compliance Percentage	Total Initial Indemnity NOCs Filed	Initial Indemnity NOCs Filed Timely	Compliance Percentage
	ZURICH INSURANCE						
CA021	AMERICAN ZURICH	No filings	Timely MOPs No filings	Compliance No filings	NOCs Filed No filings	Timely NOCs No filings	Compliance No filings
CA022	AMERICAN ZURICH	3	3	100%	4	3	75%
CA227	MARYLAND CASUALTY CO.	No filings	No filings	No filings	No filings	No filings	No filings
CA259	NORTHERN INSURANCE CO. OF NEW YORK	*	*	*	*	*	*
CA400	ZURICH AMERICAN INSURANCE CO.	2	1	50%	4	4	100%
CA404	ZURICH AMERICAN INSURANCE CO.	1	0	0%	No filings	No filings	No filings
	Total	6	4	67%	8	7	88%
	ZURICH TPA Administered Claims						
CA080	CHESTERFIELD SERVICES	No filings	No filings	No filings	No filings	No filings	No filings
CA060	COTTINGHAM AND BUTLER CLAIMS SERVICES	No filings	No filings	No filings	No filings	No filings	No filings
CA160	ESIS	*	*	*	*	*	*
CA165	F.A. RICHARD	*	*	*	*	*	*
CA190	GALLAGHER BASSETT SERVICES	1	1	100%	2	2	100%
CA300	SEDGWICK CLAIMS MANAGEMENT	4	4	100%	1	1	100%
	TPA Total	5	5	100%	3	3	100%
	ZURICH Group Total	11	9	82%	11	10	91%