

2013

Workers' Compensation Board Quarterly Compliance Report. First Quarter 2013 Report.

Maine Workers' Compensation Board

Follow this and additional works at: http://digitalmaine.com/wcb_docs

Recommended Citation

Maine Workers' Compensation Board, "Workers' Compensation Board Quarterly Compliance Report. First Quarter 2013 Report." (2013). *Workers' Compensation Board Documents*. Paper 11.
http://digitalmaine.com/wcb_docs/11

This Text is brought to you for free and open access by the State Documents at Maine State Documents. It has been accepted for inclusion in Workers' Compensation Board Documents by an authorized administrator of Maine State Documents. For more information, please contact statedocs@maine.gov.

QUARTERLY COMPLIANCE REPORT

STATE OF MAINE
WORKERS' COMPENSATION BOARD



First Quarter 2013 Report

January 1, 2013 – March 31, 2013

Office of Monitoring, Audit & Enforcement

Paul H. Sighinolfi, Esq.
Executive Director/Chair

27 State House Station
Augusta, Maine 04333-0027
(207) 287-3751

**State of Maine
Workers' Compensation Board
Quarterly Compliance Report
First Quarter 2013**

Table of Contents

1.	Executive Summary	Pages 1-2
2.	Lost Time First Report of Injury Filings	Page 3
3.	Initial Indemnity Payments	Page 4
4.	Initial Memorandum of Payment Filings	Page 5
5.	Initial Indemnity Notice of Controversy Filings	Page 6
6.	Wage Information	Page 7

Table of Charts

1.	Lost Time First Report of Injury Filings Timeliness Distribution	Page 3
2.	Lost Time First Report of Injury Filings Quarterly Compliance	Page 3
3.	Lost Time First Report of Injury Filings Compliance Trend	Page 3
4.	Initial Indemnity Payments Timeliness Distribution	Page 4
5.	Initial Indemnity Payments Quarterly Compliance	Page 4
6.	Initial Indemnity Payments Compliance Trend	Page 4
7.	Initial Memorandum of Payment Filings Timeliness Distribution	Page 5
8.	Initial Memorandum of Payment Filings Quarterly Compliance	Page 5
9.	Initial Memorandum of Payment Filings Compliance Trend	Page 5
10.	Initial Indemnity Notice of Controversy Filings Timeliness Distribution	Page 6
11.	Initial Indemnity Notice of Controversy Filings Quarterly Compliance	Page 6
12.	Initial Indemnity Notice of Controversy Filings Compliance Trend	Page 6
13.	Wage Information Wage Statement Timeliness Distribution	Page 7
14.	Wage Information Schedule of Dependent(s) and Filing Status Statement Timeliness Distribution	Page 7

Appendices

A.	Insurance Group Compliance	Pages A1-A8
	Lost Time FROI Filings and Initial Indemnity Payments	
B.	Insurance Group Compliance	Pages B1-B8
	Initial MOP and Initial Indemnity NOC Filings	

Executive Summary

On July 9, 2013, the Maine Workers' Compensation Board of Directors approved the First Quarter 2013 Compliance Report. This report represents the efforts of the Office of Monitoring, Audit and Enforcement and insurers, self-insurers, and third-party administrators (collectively "insurers").

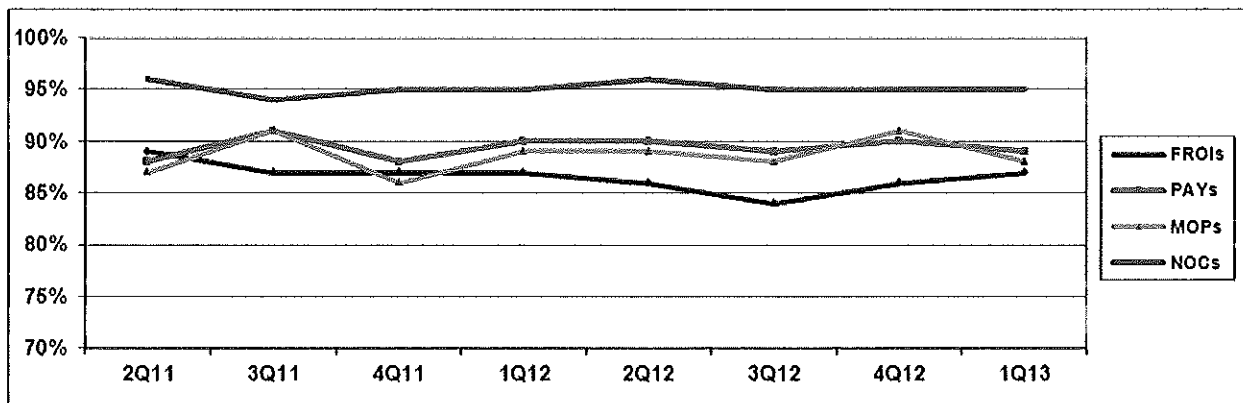
I. COMPLIANCE OVERVIEW

The Reconciliation Report was sent to 97 insurers on April 25, 2013; 71 responded, 21 were not required to respond and 5 did not respond.

The 1Q13 report represents results based upon data received by May 23, 2013. The results are:

Category	Number of Days	Benchmark	2Q11	3Q11	4Q11	1Q12	2Q12	3Q12	4Q12	1Q13
FROIs	7	85%	89%	87%	87%	87%	86%	84%	86%	87%
PAYs	14	87%	88%	91%	88%	90%	90%	89%	90%	89%
MOPs	17	85%	87%	91%	86%	89%	89%	88%	91%	88%
NOCs	14	90%	96%	94%	95%	95%	96%	95%	95%	95%

Compliance Benchmark Tracking (2Q11 – 1Q13)



II. CAVEATS & EXPLANATIONS

A. General

- Question marks ("?",) within this report indicate that the insurer did not provide all of the data required to measure compliance in that particular area.

B. Lost Time First Report of Injury (FROI) Filings

- Compliance with this benchmark exists when the FROI is filed (accepted EDI transaction, with or without errors) within 7 days after the employer receives notice or knowledge of an employee injury that has caused the employee to lose a day's work.

C. Initial Indemnity Payments (PAYs)

- Compliance with this benchmark exists when the check is mailed within the later of (i) 14 days after the employer's notice or knowledge of incapacity or (ii) the first day of compensability plus 6 days.
- If an employer continues to pay the employee's salary, payments are deemed timely for purposes of compliance if made consistent with the employer's usual payroll practice.

D. Initial Memorandum of Payment (MOP) Filings

- Compliance with this benchmark exists when the MOP is received within 17 days of the employer's notice or knowledge of incapacity.

E. Initial Indemnity Notice of Controversy (NOC) Filings

- Compliance with this benchmark exists when the NOC is filed (accepted EDI transaction, with or without errors) within 14 days after the employer receives notice or knowledge of the incapacity or death. Measurement excludes filings submitted with full denial reason codes 3A-3H (No Coverage).

III. COMPLETED AUDITS

The Board conducts compliance audits of insurers to ensure that all obligations under the Workers' Compensation Act are met. The functions of the audit program include, but are not limited to: ensuring that all reporting requirements of the Board are met, auditing the timeliness of benefit payments, auditing the accuracy of indemnity payments, evaluating claims-handling techniques, and determining whether claims are unreasonably contested.

The following had audits completed in the 1Q13:

Auditee (alpha order)	Total Penalties
ACE Insurance	\$30,550.00
Argonaut Insurance	\$3,200.00
Constitution State Services	\$4,700.00
Great Falls Insurance	\$4,950.00
Harleysville-Worcester Insurance	\$1,900.00
Pennsylvania Manufacturing Association	\$2,150.00
Tower Insurance	\$1,400.00
Zurich Insurance	\$28,200.00

LOST TIME FIRST REPORT OF INJURY FILINGS

Chart 1 Timeliness Distribution

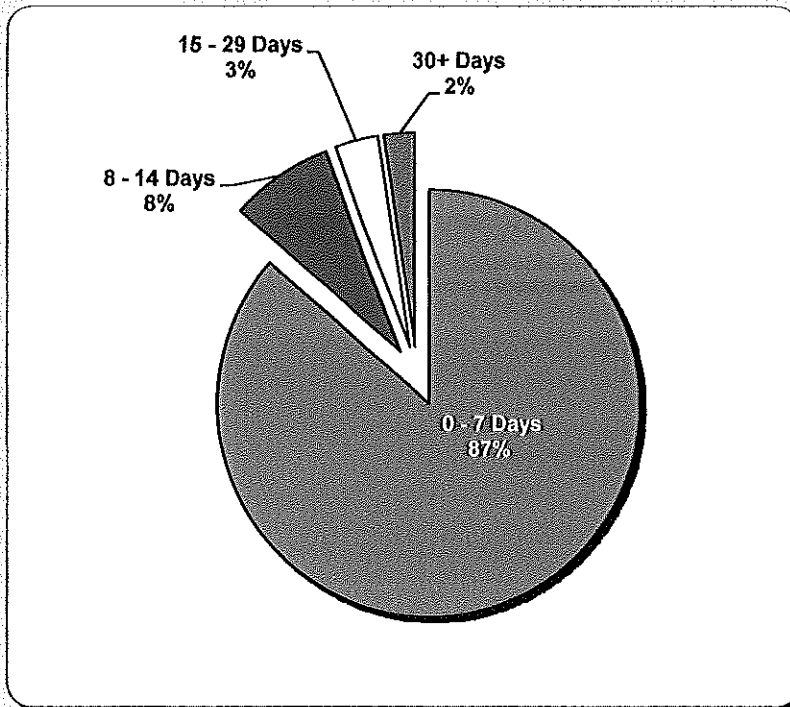


Table 1

Received Within:			
0 - 7	Days	2,786	87%
8 - 14	Days	252	8%
15 - 29	Days	108	3%
30+	Days	77	2%
Total		3,223	100%

Chart 2 Quarterly Compliance

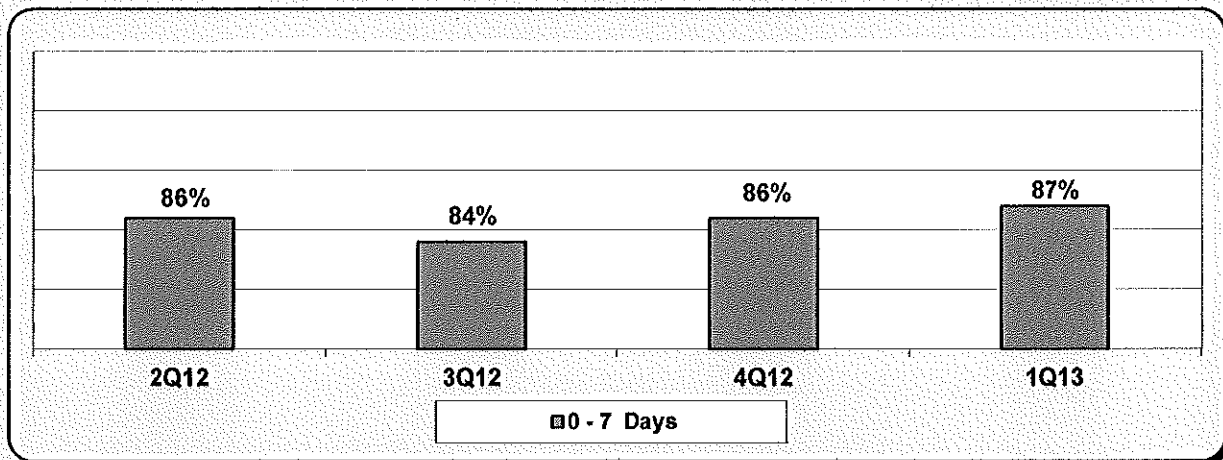
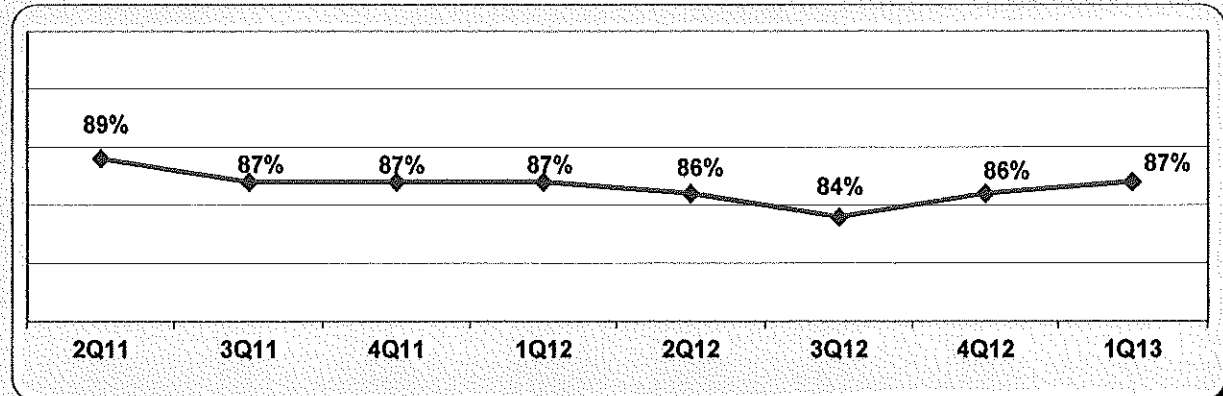


Chart 3 Compliance Trend



INITIAL INDEMNITY PAYMENTS

Chart 4 Timeliness Distribution

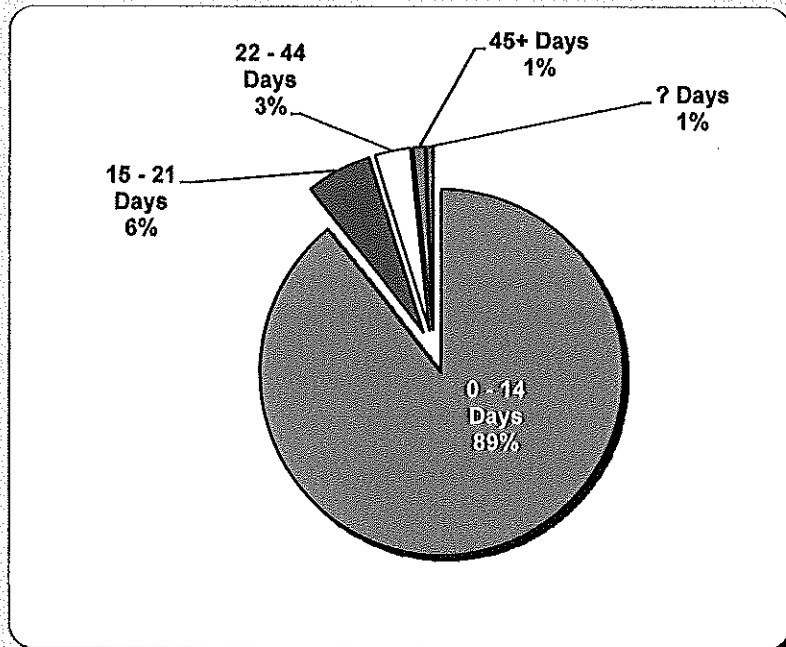


Table 2

Made Within:

0 - 14	Days	830	89%
15 - 21	Days	54	6%
22 - 44	Days	30	3%
45+	Days	10	1%
?	Days	6	1%
Total		930	100%

Initial indemnity payments are monitored to ensure that payments are initiated within the time limits established in Section 205. As a result of these efforts, \$13,550 was issued to claimants in penalties and there is another \$1,500 in penalties awaiting resolution.

Chart 5 Quarterly Compliance

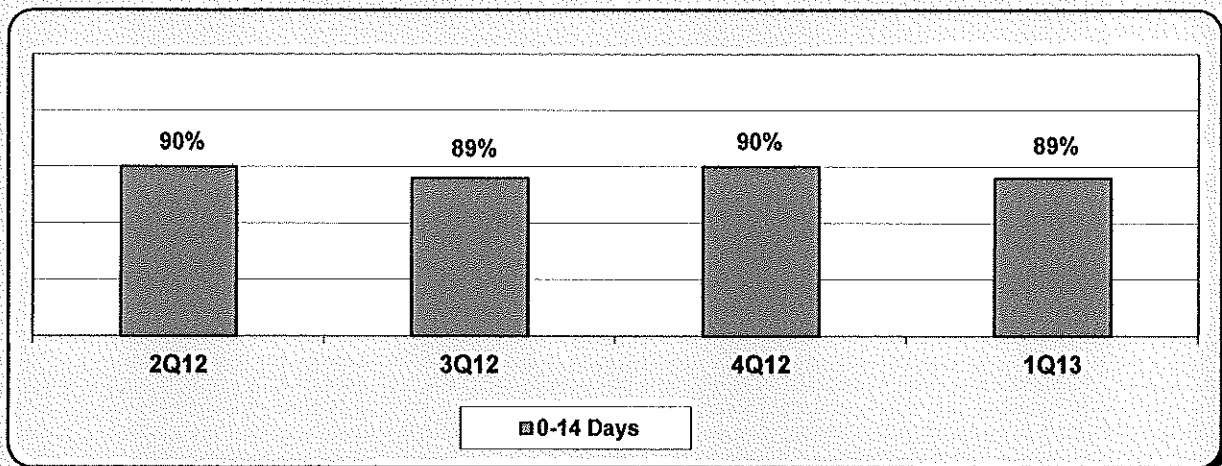
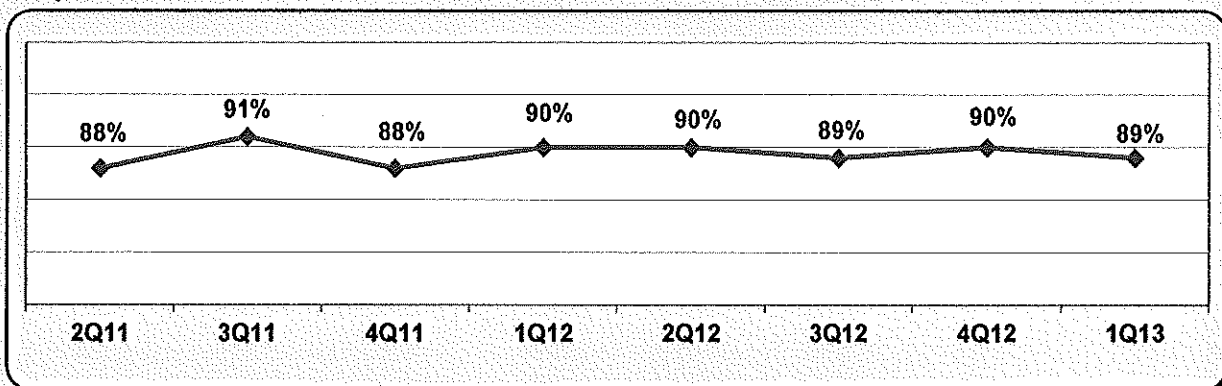


Chart 6 Compliance Trend



INITIAL MEMORANDUM OF PAYMENT FILINGS

Chart 7 Timeliness Distribution

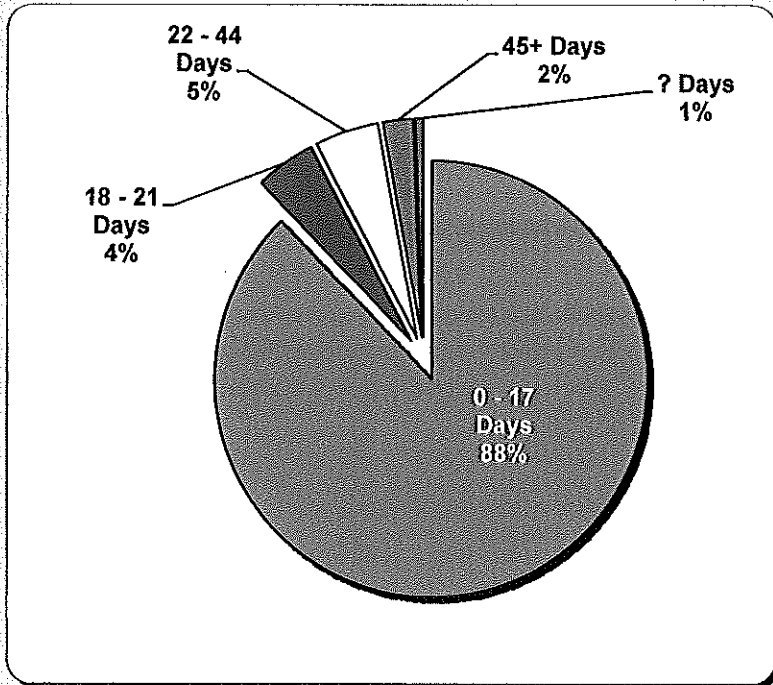


Table 3

Received Within:			
0 - 17	Days	817	88%
18 - 21	Days	42	4%
22 - 44	Days	44	5%
45+	Days	21	2%
?	Days	6	1%
Total		930	100%

Chart 8 Quarterly Compliance

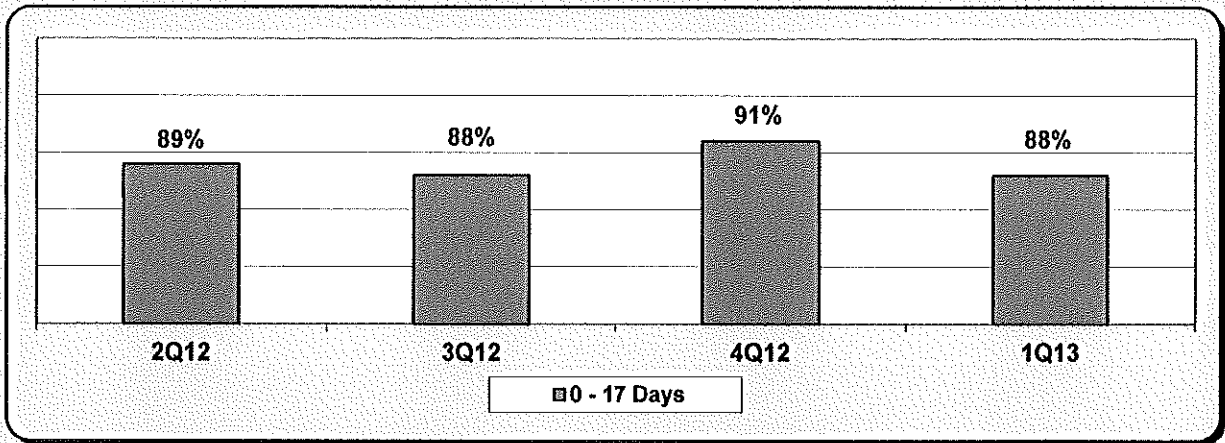
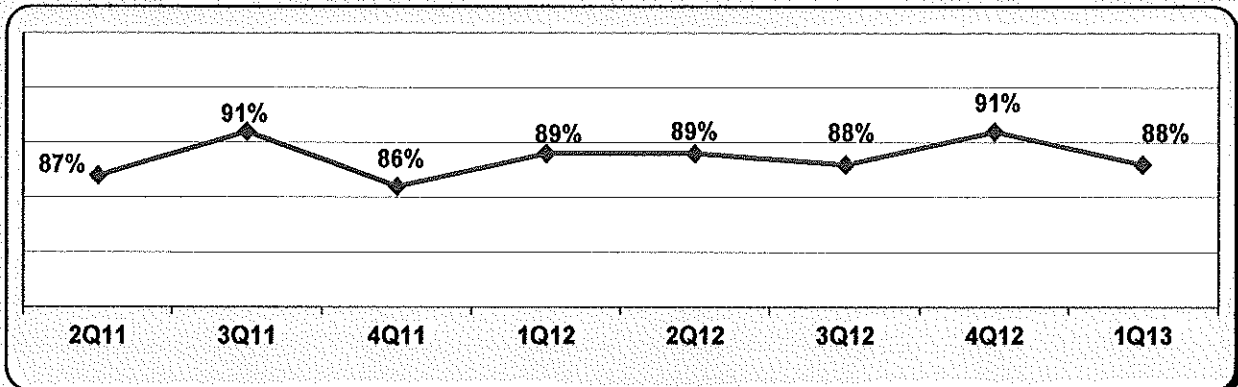


Chart 9 Compliance Trend



INITIAL INDEMNITY NOTICE OF CONTROVERSY FILINGS

Chart 10 Timeliness Distribution

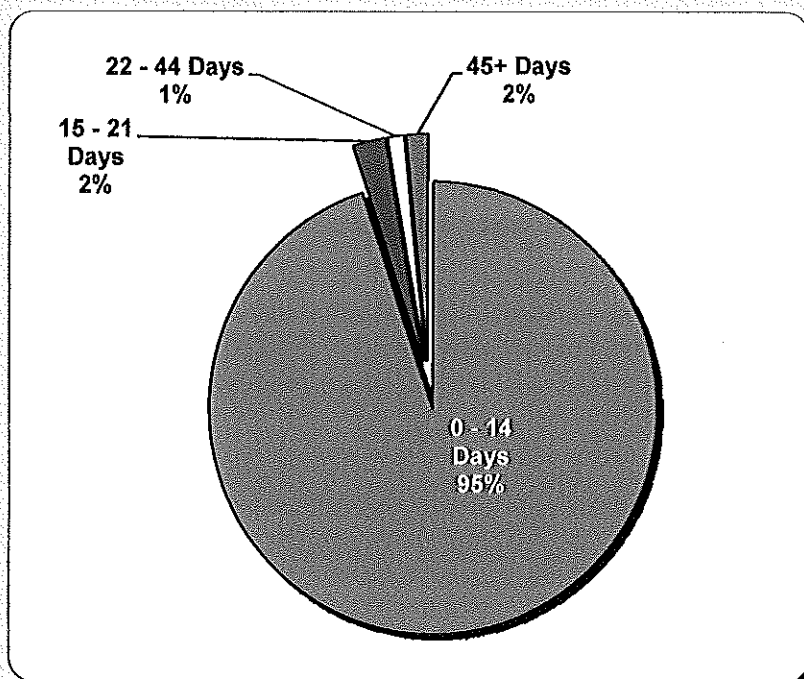


Table 4

Received Within:			
0 - 14	Days	616	95%
15 - 21	Days	15	2%
22 - 44	Days	8	1%
45+	Days	10	2%
Total		649	100%

Chart 11 Quarterly Compliance

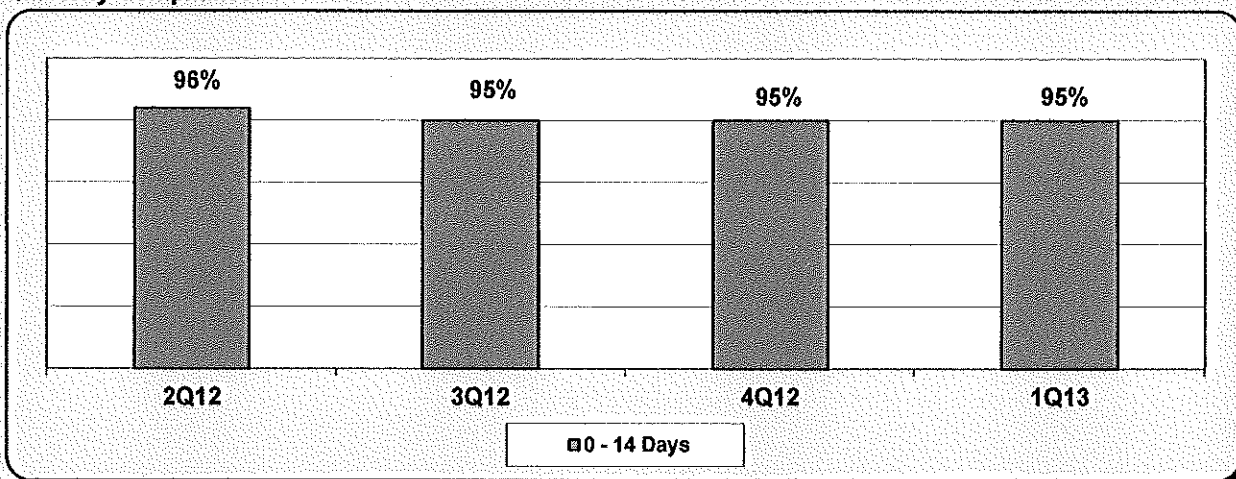
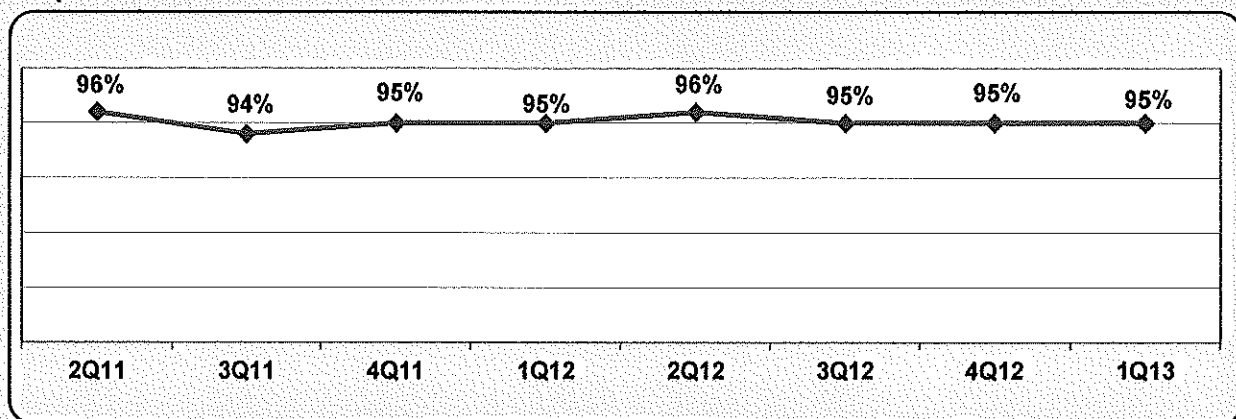


Chart 12 Compliance Trend



**First Quarter Compliance Report
1/1/2013 - 3/31/2013**

WAGE INFORMATION

Wage information (WCB-2 and WCB 2A forms) must be filed within 30 days of an employer's notice or knowledge of a claim for compensation (Title 39-A M.R.S.A. Section 303). This includes both compensated and controverted claims where a claim for compensation has been made.

Chart 13 Wage Statement Timeliness Distribution

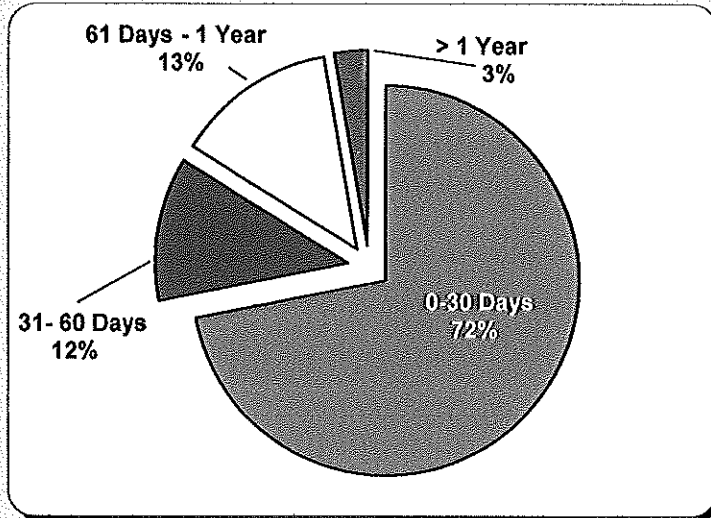


Table 5

Received Within:		
0-30 Days	1,433	72%
31-60 Days	237	12%
61 Days-1 Year	268	13%
> 1 Year	55	3%
Total	1,993	100%

Wage Statement(s): 1,374 (75%) of the 1,835 Wage Statement(s) that were due this quarter were filed timely, 334 (18%) were filed late, and 127 (7%) remain outstanding.

Chart 14 Schedule of Dependent(s) and Filing Status Statement Timeliness Distribution

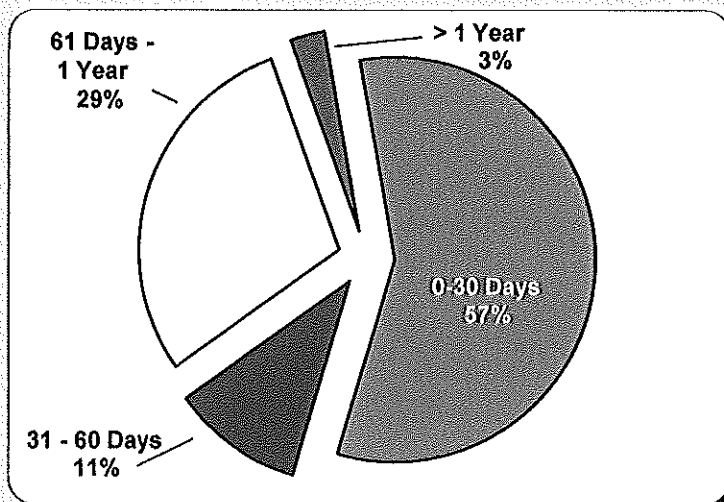


Table 6

Received Within:		
0-30 Days	589	57%
31-60 Days	108	11%
61 Days-1 Year	298	29%
> 1 Year	28	3%
Total	1,023	100%

Schedule of Dependent(s) and Filing Status Statement(s): 797 (77%) of the 1,041 Schedule of Dependent(s) and Filing Status Statement(s) due this quarter were filed timely, 159 (15%) were filed late, and 85 (8%) remain outstanding.

Appendix A

**Insurance Group Compliance
Lost Time FROI Filings and
Initial Indemnity Payments
First Quarter 2013
1/1/2013-3/31/2013**

INSURANCE GROUP COMPLIANCE

Lost Time FROI Filings and Initial Indemnity Payments

First Quarter 2013

1/1/2013 - 3/31/2013

		Total Lost Time FROIs Filed	Lost Time FROIs Filed Timely	Compliance Percentage	Total Initial Indemnity Payments Made	Initial Indemnity Payments Made Timely	Compliance Percentage
CA010	ACADIA INSURANCE	Group Total	48	94%	22	18	82%
	ACE INSURANCE						
	ACE TPA Administered Claims						
	Total						
CA040	BROADSPIRE SERVICES	1	1	100%	No filings	No filings	No filings
CA070	CANNON COCHRAN MANAGEMENT SERVICES	11	11	100%	3	2	67%
CA110	CONSTITUTION STATE SERVICES	5	5	100%	1	1	100%
CA160	ESIS	38	26	68%	11	9	82%
CA190	GALLAGHER BASSETT SERVICES	10	7	70%	3	1	33%
CA204	HELMSMAN MANAGEMENT SERVICES	10	8	80%	2	2	100%
CA300	SEDGWICK CLAIMS MANAGEMENT	22	20	91%	9	9	100%
	TPA Total	97	78	80%	29	24	83%
	ACE Group Total	97	78	80%	29	24	83%
CA015	AIG DOMESTIC CLAIMS, INC.						
CA258	AIG DOMESTIC CLAIMS, INC.	20	15	75%	5	4	80%
	NEW HAMPSHIRE INSURANCE CO.	1	1	100%	No filings	No filings	No filings
	Total	21	16	76%	5	4	80%
	AIG GROUP TPA Administered Claims						
CA040	BROADSPIRE SERVICES	16	15	94%	4	4	100%
CA070	CANNON COCHRAN MANAGEMENT SERVICES	1	1	100%	2	2	100%
CA100	CLAIMS MANAGEMENT (WAL-MART)	39	39	100%	6	5	83%
CA110	CONSTITUTION STATE SERVICES	*	*	*	*	*	*
CA116	CORVEL CORPORATION	1	0	0%	No filings	No filings	No filings
CA160	ESIS	26	20	77%	18	15	83%
CA190	GALLAGHER BASSETT SERVICES	27	26	96%	7	5	71%
CA204	HELMSMAN MANAGEMENT SERVICES	11	10	91%	3	3	100%
CA280	RISK ENTERPRISE MANAGEMENT	*	*	*	*	*	No filings
CA300	SEDGWICK CLAIMS MANAGEMENT	42	38	90%	12	11	92%
	TPA Total	163	149	91%	52	45	87%
	AIG DOMESTIC CLAIMS, INC. Group Total	184	165	90%	57	49	86%
CA381	AMTRUST INSURANCE						
CA342	AMTRUST INSURANCE	4	1	25%	Payments Made	Timely Payments	Compliance
	TECHNOLOGY INSURANCE	10	4	40%	No filings	No filings	No filings
	Group Total	14	5	36%	2	2	100%
	ARCH INSURANCE						
	ARCH TPA Administered Claims						
	Total						
CA040	BROADSPIRE SERVICES	2	2	100%	1	1	100%
CA070	CANNON COCHRAN MANAGEMENT SERVICES	*	*	*	*	*	*
CA160	ESIS	*	*	*	*	*	*
CA190	GALLAGHER BASSETT SERVICES	6	6	100%	3	4	80%
CA300	SEDGWICK CLAIMS MANAGEMENT	10	8	80%	4	4	100%
	TPA Total	18	16	89%	10	9	90%
	ARCH Group Total	18	16	89%	10	9	90%

INSURANCE GROUP COMPLIANCE
Lost Time FROI Filings and Initial Indemnity Payments
First Quarter 2013
1/1/2013 - 3/31/2013

		Total Lost Time FROIs Filed	Lost Time FROIs Filed Timely	Compliance Percentage	Total Initial Indemnity Payments Made	Initial Indemnity Payments Made Timely	Compliance Percentage
CA036	BATH IRON WORKS Group Total	FROIs Filed 88	Timely FROIs 88	Compliance 100%	Payments Made 9	Timely Payments 9	Compliance 100%
CA114	BERKSHIRE HATHAWAY INSURANCE Group Total	FROIs Filed 1	Timely FROIs 0	Compliance 0%	Payments Made 1	Timely Payments 0	Compliance 0%
CA040	BROADSPIRE SERVICES Group Total	FROIs Filed 27	Timely FROIs 24	Compliance 89%	Payments Made 9	Timely Payments 8	Compliance 89%
CA070	CANNON COCHRAN MANAGEMENT SERVICES Group Total	FROIs Filed 135	Timely FROIs 129	Compliance 96%	Payments Made 44	Timely Payments 38	Compliance 86%
CA080	CHESTERFIELD SERVICES Group Total	FROIs Filed 1	Timely FROIs 1	Compliance 100%	Payments Made 1	Timely Payments 1	Compliance 100%
CA090	CHUBB INSURANCE Total	FROIs Filed 7	Timely FROIs 5	Compliance 71%	Payments Made 3	Timely Payments 3	Compliance 100%
CA190	CHUBB INSURANCE TPA Administered Claims GALLAGHER BASSETT SERVICES TPA Total	5 5	4 4	80% 80%	4 4	4 4	100% 100%
	CHUBB Group Total	12	9	75%	7	7	100%
CA080	CHURCH MUTUAL INSURANCE Group Total	FROIs Filed 1	Timely FROIs 1	Compliance 100%	Payments Made No filings	Timely Payments No filings	Compliance No filings
CA085	CIANBRO CORPORATION Group Total	FROIs Filed 1	Timely FROIs 0	Compliance 0%	Payments Made No filings	Timely Payments No filings	Compliance No filings
CA033	CITY OF BANGOR Group Total	FROIs Filed 7	Timely FROIs 7	Compliance 100%	Payments Made 3	Timely Payments 3	Compliance 100%
CA100	CLAIMS MANAGEMENT (WAL-MART) Group Total	FROIs Filed 39	Timely FROIs 39	Compliance 100%	Payments Made 6	Timely Payments 5	Compliance 83%
CA050	CNA INSURANCE Group Total	FROIs Filed 3	Timely FROIs 2	Compliance 67%	Payments Made 1	Timely Payments 1	Compliance 100%
CA110	CONSTITUTION STATE SERVICES Group Total	FROIs Filed 5	Timely FROIs 5	Compliance 100%	Payments Made 1	Timely Payments 1	Compliance 100%
CA115	CONTINENTAL INDEMNITY Group Total	FROIs Filed No filings	Timely FROIs No filings	Compliance No filings	Payments Made No filings	Timely Payments No filings	Compliance No filings

INSURANCE GROUP COMPLIANCE
Lost Time FROI Filings and Initial Indemnity Payments
First Quarter 2013
1/1/2013 - 3/31/2013

		Total Lost Time FROIs Filed	Lost Time FROIs Filed Timely	Compliance Percentage	Total Initial Indemnity Payments Made	Initial Indemnity Payments Made Timely	Compliance Percentage
	CORVEL CORPORATION						
CA116	Group Total	FROIs Filed 3	Timely FROIs 1	Compliance 33%	Payments Made 1	Timely Payments 1	Compliance 100%
	COTTINGHAM AND BUTLER CLAIMS SERVICES						
CA117	Group Total	FROIs Filed 14	Timely FROIs 9	Compliance 64%	Payments Made 4	Timely Payments 4	Compliance 100%
	CRUM & FORSTER						
CA089	Group Total	FROIs Filed 1	Timely FROIs 1	Compliance 100%	Payments Made 1	Timely Payments 1	Compliance 100%
	ELECTRIC INSURANCE						
CA300	Group Total	FROIs Filed 5	Timely FROIs 3	Compliance 60%	Payments Made 3	Timely Payments 3	Compliance 100%
	ESIS						
CA160	Group Total	FROIs Filed 66	Timely FROIs 47	Compliance 71%	Payments Made 31	Timely Payments 25	Compliance 81%
	EVEREST NATIONAL INSURANCE CO.						
	Group Total	FROIs Filed *	Timely FROIs *	Compliance *	Payments Made *	Timely Payments *	Compliance *
	EVEREST INSURANCE TPA Administered Claims						
CA300	SEDGWICK CLAIMS MANAGEMENT	1	0	0%	No filings	No filings	No filings
	TPA Total	1	0	0%	No filings	No filings	No filings
	EVEREST Group Total	1	0	0%	No filings	No filings	No filings
	F.A. RICHARD						
CA165	Group Total	FROIs Filed 1	Timely FROIs 1	Compliance 100%	Payments Made No filings	Timely Payments No filings	Compliance No filings
	FEDERATED MUTUAL INSURANCE						
CA091	Group Total	FROIs Filed 3	Timely FROIs 1	Compliance 33%	Payments Made 3	Timely Payments 2	Compliance 67%
	FUTURECOMP						
CA175	Group Total	FROIs Filed 58	Timely FROIs 51	Compliance 88%	Payments Made 12	Timely Payments 8	Compliance 67%
	GALLAGHER BASSETT SERVICES						
CA190	Group Total	FROIs Filed 80	Timely FROIs 71	Compliance 89%	Payments Made 33	Timely Payments 27	Compliance 82%
	GREAT AMERICAN INSURANCE						
CA193	Group Total	FROIs Filed 2	Timely FROIs 0	Compliance 0%	Payments Made 1	Timely Payments 1	Compliance 100%
	GREAT DIVIDE INSURANCE						
	Group Total	FROIs Filed *	Timely FROIs *	Compliance *	Payments Made *	Timely Payments *	Compliance *
	GREAT DIVIDE TPA Administered Claims						
CA189	BERKLEY SPECIALTY UNDERWRITING	*	*	*	*	*	*
	TPA Total	*	*	*	*	*	*
	GREAT DIVIDE Group Total	*	*	*	*	*	*

INSURANCE GROUP COMPLIANCE

Lost Time FROI Filings and Initial Indemnity Payments

First Quarter 2013

1/1/2013 - 3/31/2013

		Total Lost Time FROIs Filed	Lost Time FROIs Filed Timely	Compliance Percentage	Total Initial Indemnity Payments Made	Initial Indemnity Payments Made Timely	Compliance Percentage
	GREAT FALLS INSURANCE CO.	FROIs Filed	Timely FROIs	Compliance	Payments Made	Timely Payments	Compliance
	Group Total	*	*	*	*	*	*
	GREAT FALLS TPA Administered Claims						
CA070	CANNAN COCHRAN MANAGEMENT SERVICES	29	27	93%	10	8	80%
	TPA Total	29	27	93%	10	8	80%
	GREAT DIVIDE Group Total	29	27	93%	10	8	80%
	GUARANTEE INSURANCE CO.	FROIs Filed	Timely FROIs	Compliance	Payments Made	Timely Payments	Compliance
CA195	Group Total	4	1	25%	3	1	33%
	GUARD INSURANCE	FROIs Filed	Timely FROIs	Compliance	Payments Made	Timely Payments	Compliance
CA019	AMGUARD INSURANCE COMPANY	8	7	88%	2	1	50%
CA140	EASTGUARD INSURANCE COMPANY	24	15	63%	4	4	100%
CA272	NORGUARD INSURANCE COMPANY	4	2	50%	2	2	100%
	Group Total	36	24	67%	8	7	88%
	HANNAFORD BROTHERS	FROIs Filed	Timely FROIs	Compliance	Payments Made	Timely Payments	Compliance
CA201	Group Total	73	68	93%	7	6	86%
	HANOVER INSURANCE	FROIs Filed	Timely FROIs	Compliance	Payments Made	Timely Payments	Compliance
CA048	CITIZENS INSURANCE CO. OF AMERICA	4	4	100%	2	2	100%
CA202	HANOVER INSURANCE CO.	12	11	92%	4	4	100%
CA228	MASSACHUSETTS BAY INS. CO.	5	5	100%	1	1	100%
	Group Total	21	20	95%	7	7	100%
	HARTFORD INSURANCE	FROIs Filed	Timely FROIs	Compliance	Payments Made	Timely Payments	Compliance
CA188	HARTFORD ACCIDENT & INDEMNITY	6	5	83%	No filings	No filings	No filings
CA185	HARTFORD CASUALTY INS. CO.	4	4	100%	No filings	No filings	No filings
CA203	HARTFORD FIRE INSURANCE CO.	1	0	0%	No filings	No filings	No filings
CA186	HARTFORD INSURANCE OF THE MIDWEST	11	9	82%	3	2	67%
CA187	HARTFORD UNDERWRITERS INSURANCE	3	3	100%	2	2	100%
CA288	PROPERTY & CASUALTY INSURANCE COMPANY	1	1	100%	No filings	No filings	No filings
CA296	SENTINEL INSURANCE CO.	1	1	100%	1	1	100%
CA319	TRUMBULL	10	9	90%	2	2	100%
CA321	TWIN CITY FIRE INSURANCE CO.	18	16	89%	8	7	88%
	Group Total	55	48	87%	16	14	88%
	HARTFORD TPA Administered Claims						
CA040	BROADSPIRE SERVICES	*	*	*	*	*	*
CA116	CORVEL CORPORATION	2	1	50%	1	1	100%
CA165	F.A. RICHARD	*	*	*	*	*	*
CA190	GALLAGHER BASSETT SERVICES	2	2	100%	1	1	100%
CA280	RISK ENTERPRISE MANAGEMENT	*	*	*	*	*	*
CA300	SEDGWICK CLAIMS MANAGEMENT	7	6	86%	No filings	No filings	No filings
	TPA Total	11	9	82%	2	2	100%
	HARTFORD Group Total	66	57	86%	18	16	89%
	HELMSMAN MANAGEMENT SERVICES	FROIs Filed	Timely FROIs	Compliance	Payments Made	Timely Payments	Compliance
CA204	Group Total	23	18	78%	6	6	100%
	LIBERTY MUTUAL INSURANCE	FROIs Filed	Timely FROIs	Compliance	Payments Made	Timely Payments	Compliance
CA380	EMPLOYERS INSURANCE OF WAUSAU	11	8	73%	4	2	50%
CA210	LIBERTY MUTUAL INSURANCE COMPANY	66	58	88%	17	16	94%
	Group Total	77	66	86%	21	18	86%

INSURANCE GROUP COMPLIANCE
Lost Time FROI Filings and Initial Indemnity Payments
First Quarter 2013
1/1/2013 - 3/31/2013

		Total Lost Time FROIs Filed	Lost Time FROIs Filed Timely	Compliance Percentage	Total Initial Indemnity Payments Made	Initial Indemnity Payments Made Timely	Compliance Percentage
	LUMBERMEN'S UNDERWRITING	Group Total	FROIs Filed	Timely FROIs	Compliance	0%	Compliance
CA211		1	0	0%	1	0	0%
	MAINE AUTOMOBILE DEALERS ASSOCIATION	Group Total	FROIs Filed	Timely FROIs	Compliance	91%	Compliance
CA220		45	41	91%	15	14	93%
	MAINE EMPLOYERS' MUTUAL INSURANCE	Group Total	FROIs Filed	Timely FROIs	Compliance	84%	Compliance
CA260		966	810	84%	301	281	93%
	MAINE HEALTH CARE ASSOCIATION	Group Total	FROIs Filed	Timely FROIs	Compliance	97%	Compliance
CA234		34	33	97%	4	4	100%
	MAINE MOTOR TRANSPORT ASSOCIATION	Group Total	FROIs Filed	Timely FROIs	Compliance	83%	Compliance
CA230		64	53	83%	15	13	87%
	MAINE MUNICIPAL ASSOCIATION	Group Total	FROIs Filed	Timely FROIs	Compliance	97%	Compliance
CA225		251	243	97%	71	65	92%
	MAINE SCHOOL MANAGEMENT ASSOCIATION	Group Total	FROIs Filed	Timely FROIs	Compliance	93%	Compliance
CA250		94	87	93%	19	18	95%
	MEADOWBROOK	Group Total	FROIs Filed	Timely FROIs	Compliance	75%	Compliance
CA255		4	3	75%	2	1	50%
	NATIONAL INTERSTATE INSURANCE	Group Total	FROIs Filed	Timely FROIs	Compliance	100%	Compliance
CA267		1	1	100%	1	1	100%
	NEW YORK MARINE AND GENERAL INSURANCE	Group Total	FROIs Filed	Timely FROIs	Compliance	0%	Compliance
CA300		1	0	0%	No filings	No filings	No filings
	NGM INSURANCE	Group Total	FROIs Filed	Timely FROIs	Compliance	50%	Compliance
CA265		2	1	50%	2	2	100%
	OLD REPUBLIC INSURANCE	Group Total	FROIs Filed	Timely FROIs	Compliance	*	Compliance
CA040		2	2	100%	No filings	No filings	No filings
CA070		5	5	100%	No filings	No filings	No filings
CA160		1	1	100%	No filings	No filings	No filings
CA190		4	1	25%	3	3	100%
CA300		12	9	75%	3	3	100%
	OLD REPUBLIC TPA Administered Claims	Group Total	FROIs Filed	Timely FROIs	Compliance	*	Compliance
CA040		2	2	100%	No filings	No filings	No filings
CA070		5	5	100%	No filings	No filings	No filings
CA160		1	1	100%	No filings	No filings	No filings
CA190		4	1	25%	3	3	100%
CA300		12	9	75%	3	3	100%
	SEDGWICK CLAIMS MANAGEMENT	Group Total	FROIs Filed	Timely FROIs	Compliance	75%	Compliance
CA265		12	9	75%	3	3	100%

INSURANCE GROUP COMPLIANCE
Lost Time FROI Filings and Initial Indemnity Payments
First Quarter 2013
1/1/2013 - 3/31/2013

		Total Lost Time FROIs Filed	Lost Time FROIs Filed Timely	Compliance Percentage	Total Initial Indemnity Payments Made	Initial Indemnity Payments Made Timely	Compliance Percentage
CA274	PATRIOT INSURANCE	Group Total	FROIs Filed 2	Timely FROIs 1	Payments Made No filings	Timely Payments No filings	Compliance No filings
CA162	PEERLESS INSURANCE		FROIs Filed *	Timely FROIs *	Payments Made *	Timely Payments *	Compliance *
CA309	EXCELSIOR INSURANCE CO.		FROIs Filed *	Timely FROIs *	Payments Made *	Timely Payments *	Compliance *
CA275	NETHERLANDS INSURANCE COMPANY		FROIs Filed 55	Timely FROIs 40	Payments Made 22	Timely Payments 18	Compliance 82%
CA283	PEERLESS INSURANCE CO.		FROIs Filed *	Timely FROIs *	Payments Made *	Timely Payments *	Compliance *
	PEERLESS INDEMNITY CO.		FROIs Filed 55	Timely FROIs 40	Payments Made 22	Timely Payments 18	Compliance 82%
	Group Total		FROIs Filed 55	Timely FROIs 40	Payments Made 22	Timely Payments 18	Compliance 82%
	PENNSYLVANIA MFG. ASSOCIATION INS. CO		FROIs Filed *	Timely FROIs *	Payments Made *	Timely Payments *	Compliance *
CA190	PENNSYLVANIA MFG. TPA Administered Claims		FROIs Filed 2	Timely FROIs 1	Payments Made 4	Timely Payments 3	Compliance 75%
CA165	GALLAGHER BASSETT SERVICES		FROIs Filed 1	Timely FROIs 1	Payments Made No filings	Timely Payments No filings	Compliance No filings
	F.A. RICHARD		FROIs Filed 3	Timely FROIs 2	Payments Made 4	Timely Payments 3	Compliance 75%
	TPA Total		FROIs Filed 3	Timely FROIs 2	Payments Made 4	Timely Payments 3	Compliance 75%
	PENNSYLVANIA MFG. Group Total		FROIs Filed 3	Timely FROIs 2	Payments Made 4	Timely Payments 3	Compliance 75%
CA276	PRAETORIAN INSURANCE		FROIs Filed *	Timely FROIs *	Payments Made *	Timely Payments *	Compliance *
CA190	PRAETORIAN INSURANCE TPA Administered Claims		FROIs Filed *	Timely FROIs *	Payments Made *	Timely Payments *	Compliance *
CA300	GALLAGHER BASSETT SERVICES		FROIs Filed 8	Timely FROIs 7	Payments Made 6	Timely Payments 6	Compliance 100%
	SEDGWICK CLAIMS MANAGEMENT SERVICES		FROIs Filed 8	Timely FROIs 7	Payments Made 6	Timely Payments 6	Compliance 100%
	TPA Total		FROIs Filed 8	Timely FROIs 7	Payments Made 6	Timely Payments 6	Compliance 100%
	PRAETORIAN INSURANCE Group Total		FROIs Filed 8	Timely FROIs 7	Payments Made 6	Timely Payments 6	Compliance 100%
CA280	RISK ENTERPRISES MANAGEMENT		FROIs Filed 1	Timely FROIs 1	Payments Made No filings	Timely Payments No filings	Compliance No filings
	Group Total		FROIs Filed 1	Timely FROIs 1	Payments Made No filings	Timely Payments No filings	Compliance No filings
	SAFETY NATIONAL INSURANCE		FROIs Filed *	Timely FROIs *	Payments Made *	Timely Payments *	Compliance *
CA040	SAFETY NATIONAL TPA Administered claims		FROIs Filed *	Timely FROIs *	Payments Made *	Timely Payments *	Compliance *
CA070	BROADSPIRE SERVICES		FROIs Filed *	Timely FROIs *	Payments Made *	Timely Payments *	Compliance *
CA116	CANNON COCHRAN MANAGEMENT SERVICES		FROIs Filed *	Timely FROIs *	Payments Made *	Timely Payments *	Compliance *
CA190	CORVEL		FROIs Filed 2	Timely FROIs 2	Payments Made 1	Timely Payments 1	Compliance 100%
CA300	GALLAGHER BASSETT SERVICES		FROIs Filed 1	Timely FROIs 1	Payments Made No filings	Timely Payments No filings	Compliance No filings
	SEDGWICK CLAIMS MANAGEMENT SERVICES		FROIs Filed 3	Timely FROIs 3	Payments Made 1	Timely Payments 1	Compliance 100%
	TPA Total		FROIs Filed 3	Timely FROIs 3	Payments Made 1	Timely Payments 1	Compliance 100%
	SAFETY NATIONAL Group Total		FROIs Filed 3	Timely FROIs 3	Payments Made 1	Timely Payments 1	Compliance 100%
CA300	SEDGWICK CLAIMS MANAGEMENT SERVICES		FROIs Filed 146	Timely FROIs 116	Payments Made 44	Timely Payments 41	Compliance 93%
	SEDGWICK CLAIMS MANAGEMENT SERVICES		FROIs Filed 146	Timely FROIs 116	Payments Made 44	Timely Payments 41	Compliance 93%
	Group Total		FROIs Filed 146	Timely FROIs 116	Payments Made 44	Timely Payments 41	Compliance 93%

INSURANCE GROUP COMPLIANCE

Lost Time FROI Filings and Initial Indemnity Payments

First Quarter 2013

1/1/2013 - 3/31/2013

		Total Lost Time FROIs Filed	Lost Time FROIs Filed Timely	Compliance Percentage	Total Initial Indemnity Payments Made	Initial Indemnity Payments Made Timely	Compliance Percentage
	SENTRY INSURANCE	FROIs Filed	Timely FROIs	Compliance	Payments Made	Timely Payments	Compliance
CA305	Group Total	3	0	0%	3	3	100%
	SPARTA INSURANCE	FROIs Filed	Timely FROIs	Compliance	Payments Made	Timely Payments	Compliance
74941	Total	*	*	*	*	*	*
	SPARTA TPA Administered claims						
CA060	COTTINGHAM AND BUTLER CLAIMS SERVICES	12	8	67%	3	3	100%
CA190	GALLAGHER BASSETT SERVICES	*	*	*	*	*	*
	TPA Total	12	8	67%	3	3	100%
	SPARTA Group Total	12	8	67%	3	3	100%
	STATE OF MAINE WORKERS' COMPENSATION TRUST	FROIs Filed	Timely FROIs	Compliance	Payments Made	Timely Payments	Compliance
CA307	Group Total	148	130	88%	38	33	87%
	SYNERNET	FROIs Filed	Timely FROIs	Compliance	Payments Made	Timely Payments	Compliance
CA320	Group Total	119	115	97%	30	25	83%
	TOWER INSURANCE COMPANY	FROIs Filed	Timely FROIs	Compliance	Payments Made	Timely Payments	Compliance
CA356	Group Total	4	0	0%	1	0	0%
	TRAVELERS INSURANCE	FROIs Filed	Timely FROIs	Compliance	Payments Made	Timely Payments	Compliance
CA072	CHARTER OAK FIRE INS. CO.	39	28	72%	14	12	86%
CA164	FARMINGTON CASUALTY CO.	1	1	100%	1	1	100%
CA306	STANDARD FIRE INS. CO.	7	6	86%	7	7	100%
CA347	TRAVELERS CASUALTY & SURETY COMPANY	3	2	67%	2	2	100%
CA348	TRAVELERS CASUALTY INSURANCE CO. OF AMERICA	9	6	67%	7	6	86%
CA349	TRAVELERS COMMERCIAL CASUALTY	3	3	100%	1	1	100%
CA346	TRAVELERS INDEMNITY CO. OF AMERICA	3	3	100%	No filings	No filings	No filings
CA345	TRAVELERS PROPERTY CASUALTY COMPANY	8	8	100%	5	5	100%
	Total	73	57	78%	37	34	92%
	TRAVELERS TPA Administered Claims						
CA040	BROADSPIRE SERVICES	2	1	50%	2	2	100%
CA190	GALLAGHER BASSETT SERVICES	1	1	100%	1	1	100%
CA300	SEDGWICK CLAIMS MANAGEMENT	1	0	0%	No filings	No filings	No filings
	TPA Total	4	2	50%	3	3	100%
	TRAVELERS Group Total	77	59	77%	40	37	93%
	UNDERWRITERS SAFETY & CLAIMS	FROIs Filed	Timely FROIs	Compliance	Payments Made	Timely Payments	Compliance
CA360	Group Total	1	1	100%	1	1	100%
	WILLIS OF NORTHERN NEW ENGLAND	FROIs Filed	Timely FROIs	Compliance	Payments Made	Timely Payments	Compliance
CA382	Group Total	262	240	92%	53	47	89%

INSURANCE GROUP COMPLIANCE
Lost Time FROI Filings and Initial Indemnity Payments
First Quarter 2013
1/1/2013 - 3/31/2013

		Total Lost Time FROIs Filed	Lost Time FROIs Filed Timely	Compliance Percentage	Total Initial Indemnity Payments Made	Initial Indemnity Payments Made Timely	Compliance Percentage
CA384	XL SPECIALTY INSURANCE	*	*	*	*	*	*
	Total						
	XL TPA Administered Claims						
CA040	BROADSPIRE SERVICES	1	1	100%	No filings	No filings	No filings
CA070	CANNON COCHRAN MANAGEMENT SERVICES	1	1	100%	1	1	100%
CA160	ESIS	*	*	*	*	*	*
CA190	GALLAGHER BASSETT SERVICES	3	3	100%	1	1	100%
CA300	SEDGWICK CLAIMS MANAGEMENT	3	2	67%	2	1	50%
	TPA Total	8	7	88%	4	3	75%
	XL Group Total	8	7	88%	4	3	75%
CA340	YORK RISK SERVICES	FROIs Filed	Timely FROIs	Compliance	Payments Made	Timely Payments	Compliance
	Group Total	2	0	0%	No filings	No filings	No filings
CA040	ZENITH INSURANCE	FROIs Filed	Timely FROIs	Compliance	Payments Made	Timely Payments	Compliance
	Group Total	1	1	100%	No filings	No filings	No filings
CA022	AMERICAN ZURICH	FROIs Filed	Timely FROIs	Compliance	Payments Made	Timely Payments	Compliance
CA227	MARYLAND CASUALTY CO.	9	6	67%	2	2	100%
CA259	NORTHERN INSURANCE CO. OF NEW YORK	1	0	0%	No filings	No filings	No filings
CA400	ZURICH AMERICAN INSURANCE CO.	11	9	82%	No filings	No filings	No filings
CA404	ZURICH AMERICAN INSURANCE CO.	7	4	57%	6	5	83%
	Total	29	19	66%	1	1	100%
	ZURICH TPA Administered Claims				9	8	89%
CA080	CHESTERFIELD SERVICES	1	1	100%	1	1	100%
CA060	COTTINGHAM AND BUTLER CLAIMS SERVICES	2	1	50%	1	1	100%
CA160	ESIS	1	1	100%	1	1	100%
CA165	F.A. RICHARD	*	*	*	*	*	*
CA190	GALLAGHER BASSETT SERVICES	10	10	100%	2	2	100%
CA300	SEDGWICK CLAIMS MANAGEMENT	14	12	86%	2	1	50%
	TPA Total	28	25	89%	7	6	86%
	ZURICH Group Total	57	44	77%	16	14	88%

Appendix B

**Insurance Group Compliance
Initial MOP and Initial Indemnity NOC Filings
First Quarter 2013
1/1/2013-3/31/2013**

INSURANCE GROUP COMPLIANCE
Initial MOP and Initial Indemnity NOC Filings
First Quarter 2013
1/1/2013 - 3/31/2013

		Total Initial MOPs Filed	Initial MOPs Filed Timely	Compliance Percentage	Total Initial Indemnity NOCs Filed	Initial Indemnity NOCs Filed Timely	Compliance Percentage
ACADIA INSURANCE		Group Total					
CA010		MOPs Filed	Timely MOPs	Compliance	NOCs Filed	Timely NOCs	Compliance
		22	19	86%	11	11	100%
ACE INSURANCE							
	Total	MOPs Filed	Timely MOPs	Compliance	NOCs Filed	Timely NOCs	Compliance
		*	*	*	*	*	*
ACE TPA Administered Claims							
CA040	BROADSPIRE SERVICES	No filings	No filings	No filings	No filings	No filings	No filings
CA070	CANNON COCHRAN MANAGEMENT SERVICES	3	2	67%	5	5	100%
CA110	CONSTITUTION STATE SERVICES	1	1	100%	2	2	100%
CA160	ESIS	11	9	82%	12	10	83%
CA190	GALLAGHER BASSETT SERVICES	3	1	33%	4	4	100%
CA204	HELMESMAN MANAGEMENT SERVICES	2	2	100%	2	2	100%
CA300	SEDGWICK CLAIMS MANAGEMENT	9	9	100%	8	7	88%
	TPA Total	29	24	83%	33	30	91%
	ACE Group Total	29	24	83%	33	30	91%
AIG DOMESTIC CLAIMS, INC							
CA015	AIG DOMESTIC CLAIMS, INC.	MOPs Filed	Timely MOPs	Compliance	NOCs Filed	Timely NOCs	Compliance
CA258	NEW HAMPSHIRE INSURANCE CO.	5	4	80%	3	3	100%
		No filings	No filings	No filings	No filings	No filings	No filings
	Group Total	5	4	80%	3	3	100%
AIG GROUP TPA Administered Claims							
CA040	BROADSPIRE SERVICES	4	4	100%	5	5	100%
CA070	CANNON COCHRAN MANAGEMENT SERVICES	2	2	100%	2	2	100%
CA100	CLAIMS MANAGEMENT (WAL-MART)	6	5	83%	8	8	100%
CA110	CONSTITUTION STATE SERVICES	*	*	*	*	*	*
CA116	CORVEL CORPORATION	No filings	No filings	No filings	No filings	No filings	No filings
CA160	ESIS	18	16	89%	6	6	100%
CA190	GALLAGHER BASSETT SERVICES	7	6	86%	6	6	100%
CA204	HELMESMAN MANAGEMENT SERVICES	3	3	100%	4	4	100%
CA280	RISK ENTERPRISE MANAGEMENT	*	*	*	*	*	*
CA300	SEDGWICK CLAIMS MANAGEMENT	12	11	92%	7	7	100%
	TPA Total	52	47	90%	38	38	100%
	AIG DOMESTIC CLAIMS, INC. Group Total	57	51	89%	41	41	100%
AMTRUST INSURANCE							
CA381	AMTRUST INSURANCE	MOPs Filed	Timely MOPs	Compliance	NOCs Filed	Timely NOCs	Compliance
CA342	TECHNOLOGY INSURANCE CO.	No filings	No filings	No filings	No filings	No filings	No filings
		2	1	50%	1	0	0%
	Group Total	2	1	50%	1	0	0%
ARCH INSURANCE							
	Total	MOPs Filed	Timely MOPs	Compliance	NOCs Filed	Timely NOCs	Compliance
		*	*	*	*	*	*
ARCH TPA Administered Claims							
CA040	BROADSPIRE SERVICES						
CA070	CANNON COCHRAN MANAGEMENT SERVICES	1	1	100%	No filings	No filings	No filings
CA160	ESIS	*	*	*	*	*	*
CA190	GALLAGHER BASSETT SERVICES	5	5	100%	No filings	No filings	No filings
CA300	SEDGWICK CLAIMS MANAGEMENT	4	4	100%	2	2	100%
	TPA Total	10	10	100%	2	2	100%
	ARCH Group Total	10	10	100%	2	2	100%

INSURANCE GROUP COMPLIANCE
Initial MOP and Initial Indemnity NOC Filings
First Quarter 2013
1/1/2013 - 3/31/2013

		Total Initial MOPs Filed	Initial MOPs Filed Timely	Compliance Percentage	Total Initial Indemnity NOCs Filed	Initial Indemnity NOCs Filed Timely	Compliance Percentage
CA036	BATH IRON WORKS Group Total	MOPs Filed 9	Timely MOPs 9	Compliance 100%	NOCs Filed 7	Timely NOCs 6	Compliance 86%
CA114	BERKSHIRE HATHAWAY INSURANCE Group Total	MOPs Filed 1	Timely MOPs 0	Compliance 0%	NOCs Filed No filings	Timely NOCs No filings	Compliance No filings
CA040	BROADSPIRE SERVICES Group Total	MOPs Filed 9	Timely MOPs 8	Compliance 89%	NOCs Filed 6	Timely NOCs 6	Compliance 100%
CA070	CANNON COCHRAN MANAGEMENT SERVICES Group Total	MOPs Filed 44	Timely MOPs 31	Compliance 70%	NOCs Filed 29	Timely NOCs 26	Compliance 90%
CA080	CHESTERFIELD SERVICES Group Total	MOPs Filed 1	Timely MOPs 1	Compliance 100%	NOCs Filed No filings	Timely NOCs No filings	Compliance No filings
CA090	CHUBB INSURANCE Group Total	MOPs Filed 3	Timely MOPs 2	Compliance 67%	NOCs Filed 1	Timely NOCs 1	Compliance 100%
CA190	CHUBB TPA Administered Claims GALLAGHER BASSETT SERVICES TPA Total	4 4	4 4	100% 100%	1 1	1 1	100% 100%
	CHUBB Group Total	7	6	86%	2	2	100%
CA084	CHURCH MUTUAL INSURANCE Group Total	MOPs Filed No filings	Timely MOPs No filings	Compliance No filings	NOCs Filed No filings	Timely NOCs No filings	Compliance No filings
CA085	CIANBRO CORPORATION Group Total	MOPs Filed No filings	Timely MOPs No filings	Compliance No filings	NOCs Filed No filings	Timely NOCs No filings	Compliance No filings
CA033	CITY OF BANGOR Group Total	MOPs Filed 3	Timely MOPs 3	Compliance 100%	NOCs Filed No filings	Timely NOCs No filings	Compliance No filings
CA100	CLAIMS MANAGEMENT (WAL-MART) Group Total	MOPs Filed 6	Timely MOPs 5	Compliance 83%	NOCs Filed 8	Timely NOCs 8	Compliance 100%
CA050	CNA INSURANCE Group Total	MOPs Filed 1	Timely MOPs 1	Compliance 100%	NOCs Filed 1	Timely NOCs 1	Compliance 100%
CA110	CONSTITUTION STATE SERVICE Group Total	MOPs Filed 1	Timely MOPs 1	Compliance 100%	NOCs Filed 3	Timely NOCs 2	Compliance 67%
CA115	CONTINENTAL INDEMNITY Group Total	MOPs Filed No filings	Timely MOPs No filings	Compliance No filings	NOCs Filed No filings	Timely NOCs No filings	Compliance No filings

INSURANCE GROUP COMPLIANCE
Initial MOP and Initial Indemnity NOC Filings
First Quarter 2013
1/1/2013 - 3/31/2013

		Total Initial MOPs Filed	Initial MOPs Filed Timely	Compliance Percentage	Total Initial Indemnity NOCs Filed	Initial Indemnity NOCs Filed Timely	Compliance Percentage
	CORVEL CORPORATION						
CA116	Group Total	MOPs Filed 1	Timely MOPs 1	Compliance 100%	NOCs Filed No filings	Timely NOCs No filings	Compliance No filings
	COTTINGHAM AND BUTLER CLAIMS SERVICES						
CA117	Group Total	MOPs Filed 4	Timely MOPs 4	Compliance 100%	NOCs Filed 6	Timely NOCs 5	Compliance 83%
	CRUM & FORSTER						
CA089	Group Total	MOPs Filed 1	Timely MOPs 1	Compliance 100%	NOCs Filed No filings	Timely NOCs No filings	Compliance No filings
	ELECTRIC INSURANCE						
CA300	Group Total	MOPs Filed 3	Timely MOPs 3	Compliance 100%	NOCs Filed 2	Timely NOCs 1	Compliance 50%
	ESIS						
CA160	Group Total	MOPs Filed 31	Timely MOPs 27	Compliance 87%	NOCs Filed 19	Timely NOCs 16	Compliance 84%
	EVEREST NATIONAL INSURANCE CO.						
23312	Group Total	MOPs Filed *	Timely MOPs *	Compliance *	NOCs Filed *	Timely NOCs *	Compliance *
	EVEREST INSURANCE TPA Administered Claims						
CA300	Group Total	No filings	No filings	No filings	No filings	No filings	No filings
	SEDGWICK CLAIMS MANAGEMENT						
	TPA Total	No filings	No filings	No filings	No filings	No filings	No filings
	EVEREST INSURANCE Group Total	No filings	No filings	No filings	No filings	No filings	No filings
	F.A. RICHARD						
CA165	Group Total	MOPs Filed No filings	Timely MOPs No filings	Compliance No filings	NOCs Filed No filings	Timely NOCs No filings	Compliance No filings
	FEDERATED MUTUAL INSURANCE						
CA091	Group Total	MOPs Filed 3	Timely MOPs 3	Compliance 100%	NOCs Filed No filings	Timely NOCs No filings	Compliance No filings
	FUTURECOMP						
CA175	Group Total	MOPs Filed 12	Timely MOPs 12	Compliance 100%	NOCs Filed 6	Timely NOCs 6	Compliance 100%
	GALLAGHER BASSETT SERVICES						
CA190	Group Total	MOPs Filed 33	Timely MOPs 29	Compliance 88%	NOCs Filed 17	Timely NOCs 17	Compliance 100%
	GREAT AMERICAN INSURANCE						
CA193	Group Total	MOPs Filed 1	Timely MOPs 1	Compliance 100%	NOCs Filed No filings	Timely NOCs No filings	Compliance No filings
	GREAT DIVIDE INSURANCE						
	Group Total	MOPs Filed *	Timely MOPs *	Compliance *	NOCs Filed *	Timely NOCs *	Compliance *
	GREAT DIVIDE INSURANCE TPA Administered Claims						
CA189	Group Total	No filings	No filings	No filings	No filings	No filings	No filings
	BERKLEY SPECIALTY UNDERWRITING						
	TPA Total	No filings	No filings	No filings	No filings	No filings	No filings
	GREAT DIVIDE INSURANCE Group Total	No filings	No filings	No filings	No filings	No filings	No filings

INSURANCE GROUP COMPLIANCE
Initial MOP and Initial Indemnity NOC Filings
First Quarter 2013
1/1/2013 - 3/31/2013

		Total Initial MOPs Filed	Initial MOPs Filed Timely	Compliance Percentage	Total Initial Indemnity NOCs Filed	Initial Indemnity NOCs Filed Timely	Compliance Percentage
	GREAT FALLS INSURANCE CO.						
	Group Total	MOPs Filed *	Timely MOPs *	Compliance *	NOCs Filed *	Timely NOCs *	Compliance *
	GREAT FALLS TPA Administered Claims						
CA070	CANNON COCHRAN MANAGEMENT SERVICES	10	8	80%	3	3	100%
	TPA Total	10	8	80%	3	3	100%
	GREAT FALLS Group Total	10	8	80%	3	3	100%
	GUARANTEE INSURANCE CO.						
CA195	Group Total	MOPs Filed	Timely MOPs	Compliance	NOCs Filed	Timely NOCs	Compliance
		3	0	0%	1	1	100%
	GUARD INSURANCE						
	Group Total	MOPs Filed	Timely MOPs	Compliance	NOCs Filed	Timely NOCs	Compliance
CA019	AMGUARD INSURANCE COMPANY	2	1	50%	2	1	50%
CA140	EASTGUARD INSURANCE COMPANY	4	2	50%	No filings	No filings	No filings
CA272	NORGUARD INSURANCE COMPANY	2	1	50%	1	0	0%
	Group Total	8	4	50%	3	1	33%
	HANNAFORD BROTHERS						
CA201	Group Total	MOPs Filed	Timely MOPs	Compliance	NOCs Filed	Timely NOCs	Compliance
		7	6	86%	16	15	94%
	HANOVER INSURANCE						
	Group Total	MOPs Filed	Timely MOPs	Compliance	NOCs Filed	Timely NOCs	Compliance
CA048	CITIZENS INSURANCE CO. OF AMERICA	2	2	100%	1	1	100%
CA202	HANOVER INSURANCE COMPANY	4	4	100%	3	3	100%
CA228	MASSACHUSETTS BAY INS. CO.	1	1	100%	1	1	100%
	Group Total	7	7	100%	5	5	100%
	HARTFORD INSURANCE						
	Group Total	MOPs Filed	Timely MOPs	Compliance	NOCs Filed	Timely NOCs	Compliance
CA188	HARTFORD ACCIDENT & INDEMNITY	No filings	No filings	No filings	No filings	No filings	No filings
CA185	HARTFORD CASUALTY INS. CO.	No filings	No filings	No filings	1	0	0%
CA203	HARTFORD FIRE INSURANCE CO.	No filings	No filings	No filings	No filings	No filings	No filings
CA186	HARTFORD INSURANCE OF THE MIDWEST	3	2	67%	3	3	100%
CA187	HARTFORD UNDERWRITERS INSURANCE	2	2	100%	No filings	No filings	No filings
CA288	PROPERTY & CASUALTY INSURANCE COMPANY	No filings	No filings	No filings	No filings	No filings	No filings
CA296	SENTINEL INSURANCE CO.	1	1	100%	No filings	No filings	No filings
CA319	TRUMBULL INSURANCE COMPANY	2	2	100%	4	4	100%
CA321	TWIN CITY FIRE INSURANCE CO.	8	7	88%	3	3	100%
	Group Total	16	14	88%	12	10	83%
	HARTFORD TPA Administered Claims						
CA040	BROADSPIRE SERVICES	*	*	*	*	*	*
CA116	CORVEL CORPORATION	1	1	100%	No filings	No filings	No filings
CA165	F.A. RICHARD	1	1	100%	*	*	*
CA190	GALLAGHER BASSETT SERVICES	1	1	100%	No filings	No filings	No filings
CA280	RISK ENTERPRISE MANAGEMENT	*	*	*	*	*	*
CA300	SEDGWICK CLAIMS MANAGEMENT	No filings	No filings	No filings	4	4	100%
	TPA Total	2	2	100%	4	4	100%
	HARTFORD Group Total	18	16	89%	16	14	88%
	HELMSMAN MANAGEMENT SERVICES						
CA204	Group Total	MOPs Filed	Timely MOPs	Compliance	NOCs Filed	Timely NOCs	Compliance
		6	6	100%	7	6	86%
	LIBERTY MUTUAL INSURANCE						
CA380	EMPLOYERS INSURANCE OF WAUSAU	4	3	75%	4	4	100%
CA210	LIBERTY MUTUAL INSURANCE COMPANY	17	17	100%	16	16	100%
	Group Total	21	20	95%	20	20	100%

INSURANCE GROUP COMPLIANCE
Initial MOP and Initial Indemnity NOC Filings
First Quarter 2013
1/1/2013 - 3/31/2013

		Total Initial MOPs Filed	Initial MOPs Filed Timely	Compliance Percentage	Total Initial Indemnity NOCs Filed	Initial Indemnity NOCs Filed Timely	Compliance Percentage
CA213	LUMBERMEN'S UNDERWRITING Group Total	MOPs Filed 1	Timely MOPs 0	Compliance 0%	NOCs Filed No filings	Timely NOCs No filings	Compliance No filings
CA220	MAINE AUTOMOBILE DEALERS ASSOCIATION Group Total	MOPs Filed 15	Timely MOPs 14	Compliance 93%	NOCs Filed 4	Timely NOCs 4	Compliance 100%
CA260	MAINE EMPLOYERS' MUTUAL INSURANCE Group Total	MOPs Filed 301	Timely MOPs 275	Compliance 91%	NOCs Filed 165	Timely NOCs 158	Compliance 96%
CA234	MAINE HEALTH CARE ASSOCIATION Group Total	MOPs Filed 4	Timely MOPs 4	Compliance 100%	NOCs Filed 8	Timely NOCs 8	Compliance 100%
CA230	MAINE MOTOR TRANSPORT ASSOCIATION Group Total	MOPs Filed 15	Timely MOPs 13	Compliance 87%	NOCs Filed 18	Timely NOCs 17	Compliance 94%
CA225	MAINE MUNICIPAL ASSOCIATION Group Total	MOPs Filed 71	Timely MOPs 66	Compliance 93%	NOCs Filed 52	Timely NOCs 51	Compliance 98%
CA250	MAINE SCHOOL MANAGEMENT ASSOCIATION Group Total	MOPs Filed 19	Timely MOPs 18	Compliance 95%	NOCs Filed 26	Timely NOCs 26	Compliance 100%
CA255	MEADOWBROOK Group Total	MOPs Filed 2	Timely MOPs 1	Compliance 50%	NOCs Filed No filings	Timely NOCs No filings	Compliance No filings
CA267	NATIONAL INTERSTATE INSURANCE Group Total	MOPs Filed 1	Timely MOPs 1	Compliance 100%	NOCs Filed No filings	Timely NOCs No filings	Compliance No filings
CA300	NEW YORK MARINE AND GENERAL INSURANCE Group Total	MOPs Filed No filings	Timely MOPs No filings	Compliance No filings	NOCs Filed No filings	Timely NOCs No filings	Compliance No filings
CA265	NGM INSURANCE Group Total	MOPs Filed 2	Timely MOPs 1	Compliance 50%	NOCs Filed No filings	Timely NOCs No filings	Compliance No filings
	OLD REPUBLIC INSURANCE Total	MOPs Filed *	Timely MOPs *	Compliance *	NOCs Filed *	Timely NOCs *	Compliance *
CA040	OLD REPUBLIC TPA Administered Claims BROADSPIRE SERVICES	No filings	No filings	No filings	1	1	100%
CA070	CANNON COCHRAN MANAGEMENT SERVICES ESIS	No filings	No filings	No filings	No filings	No filings	No filings
CA160		*	*	*	*	*	*
CA190	GALLAGHER BASSETT SERVICES	No filings	No filings	No filings	No filings	No filings	No filings
CA300	SEDGWICK CLAIMS MANAGEMENT TPA Total	3	3	100%	1	1	100%
	OLD REPUBLIC Group Total	3	3	100%	1	1	100%

INSURANCE GROUP COMPLIANCE
Initial MOP and Initial Indemnity NOC Filings
First Quarter 2013
1/1/2013 - 3/31/2013

		Total Initial MOPs Filed		Initial MOPs Filed		Compliance Percentage		Total Initial Indemnity NOCs Filed		Initial Indemnity NOCs Filed Timely		Compliance Percentage	
		MOPs Filed	No Filings	Timely	No Filings	Compliance	No Filings	NOCs Filed	No Filings	Timely NOCs	No Filings	Compliance	No Filings
CA274	PATRIOT INSURANCE CO.	Group Total											
		MOPs Filed	No Filings	Timely MOPs	No Filings	Compliance	No Filings	NOCs Filed	No Filings	Timely NOCs	No Filings	Compliance	No Filings
CA162	EXCELSIOR INSURANCE CO.		*		*	Compliance	*						
CA309	NETHERLANDS INSURANCE COMPANY		*		*		*						*
CA275	PEERLESS INSURANCE CO.	22		16		73%		7		6		86%	
CA283	PEERLESS INDEMNITY CO.		*		*		*						*
	Group Total	22		16		73%		7		6		86%	
	PENNSYLVANIA MFG. ASSOCIATION INS. CO.	Group Total											
		MOPs Filed	No Filings	Timely MOPs	No Filings	Compliance	No Filings	NOCs Filed	No Filings	Timely NOCs	No Filings	Compliance	No Filings
			*		*	Compliance	*						*
CA190	GALLAGHER BASSETT SERVICES	4		3		75%		No Filings		No Filings		No Filings	
CA165	F.A. RICHARD	No Filings		No Filings		No Filings		No Filings		No Filings		No Filings	
	TPA Total	4		3		75%		0		0		#DIV/0!	
	PENNSYLVANIA MFG. Group Total	4		3		75%		0		0		#DIV/0!	
CA276	PRAETORIAN INSURANCE	Group Total											
		PROIs Filed	No Filings	Timely PROIs	No Filings	Compliance	No Filings	Payments Made	No Filings	Timely Payments	No Filings	Compliance	No Filings
			*		*	Compliance	*						*
CA190	PRAETORIAN INSURANCE TPA Administered Claims		*		*		*						*
CA190	GALLAGHER BASSETT SERVICES		*		*		*	1		1		100%	
CA300	SEDGWICK CLAIMS MANAGEMENT SERVICES	6		6		100%		1		1		100%	
	TPA Total	6		6		100%							
	PRAETORIAN INSURANCE Group Total	6		6		100%		1		1		100%	
CA280	RISK ENTERPRISE MANAGEMENT	Group Total											
		MOPs Filed	No Filings	Timely MOPs	No Filings	Compliance	No Filings	NOCs Filed	No Filings	Timely NOCs	No Filings	Compliance	No Filings
			*		*	Compliance	*						*
	SAFETY NATIONAL INSURANCE	Group Total											
		MOPs Filed	No Filings	Timely MOPs	No Filings	Compliance	No Filings	NOCs Filed	No Filings	Timely NOCs	No Filings	Compliance	No Filings
			*		*	Compliance	*						*
CA040	BROADSPIRE SERVICES		*		*		*						*
CA070	CANNON COCHRAN MANAGEMENT SERVICES		*		*		*						*
CA116	CORVEL		*		*		*						*
CA190	GALLAGHER BASSETT SERVICES	1		1		100%		No Filings		No Filings		No Filings	
CA300	SEDGWICK CLAIMS MANAGEMENT SERVICES	No Filings		No Filings		No Filings		1		1		100%	
	TPA Total	1		1		100%							
	SAFETY NATIONAL Group Total	1		1		100%		1		1		100%	
CA300	SEDGWICK CLAIMS MANAGEMENT SERVICES	Group Total											
		MOPs Filed	No Filings	Timely MOPs	No Filings	Compliance	No Filings	NOCs Filed	No Filings	Timely NOCs	No Filings	Compliance	No Filings
			44	41		93%		35		32		91%	

INSURANCE GROUP COMPLIANCE
Initial MOP and Initial Indemnity NOC Filings
First Quarter 2013
1/1/2013 - 3/31/2013

		Total Initial MOPs Filed	Initial MOPs Filed Timely	Compliance Percentage	Total Initial Indemnity NOCs Filed	Initial Indemnity NOCs Filed Timely	Compliance Percentage
CA305	SENTRY INSURANCE	MOPs Filed 3	Timely MOPs 1	Compliance 33%	NOCs Filed No filings	Timely NOCs No filings	Compliance No filings
	Group Total						
	SPARTA INSURANCE	MOPs Filed *	Timely MOPs *	Compliance *	NOCs Filed *	Timely NOCs *	Compliance *
	Total						
	SPARTA TPA Administered claims						
CA060	COTTINGHAM AND BUTLER CLAIMS SERVICES	3	3	100%	5	4	100%
CA190	GALLAGHER BASSETT SERVICES	*	*	*	*	*	*
	TPA Total	3	3	100%	5	4	100%
	SPARTA Group Total	3	3	100%	5	4	80%
CA307	STATE OF MAINE WORKERS' COMPENSATION TRUST	MOPs Filed 38	Timely MOPs 32	Compliance 84%	NOCs Filed 26	Timely NOCs 26	Compliance 100%
	Group Total						
CA320	SYNERNET	MOPs Filed 30	Timely MOPs 26	Compliance 87%	NOCs Filed 27	Timely NOCs 27	Compliance 100%
	Group Total						
CA356	TOWER INSURANCE COMPANY	MOPs Filed 1	Timely MOPs 0	Compliance 0%	NOCs Filed No filings	Timely NOCs No filings	Compliance No filings
	Group Total						
	TRAVELERS INSURANCE	MOPs Filed 14	Timely MOPs 10	Compliance 71%	NOCs Filed 6	Timely NOCs 5	Compliance 83%
CA072	CHARTER OAK FIRE INS. CO.	1	1	100%	No filings	No filings	No filings
CA164	FARMINGTON CASUALTY CO.	7	7	100%	No filings	No filings	No filings
CA306	STANDARD FIRE INS. CO.	2	2	100%	No filings	No filings	No filings
CA347	TRAVELERS CASUALTY & SURETY COMPANY	7	6	86%	2	2	100%
CA348	TRAVELERS CASUALTY INSURANCE CO. OF AMERICA	1	1	100%	No filings	No filings	No filings
CA349	TRAVELERS COMMERCIAL CASUALTY	No filings	No filings	No filings	2	2	100%
CA346	TRAVELERS INDEMNITY CO OF AMERICA	5	5	100%	2	2	100%
CA345	TRAVELERS PROPERTY CASUALTY COMPANY	37	32	86%	12	11	92%
	Total						
	TRAVELERS TPA Administered Claims						
CA040	BROADSPIRE SERVICES	2	2	100%	No filings	No filings	No filings
CA190	GALLAGHER BASSETT SERVICES	1	1	100%	No filings	No filings	No filings
CA300	SEDGWICK CLAIMS MANAGEMENT	No filings	No filings	No filings	1	1	100%
	TPA Total	3	3	100%	1	1	100%
	TRAVELERS Group Total	40	35	88%	13	12	92%
CA360	UNDERWRITERS SAFETY & CLAIMS	MOPs Filed 1	Timely MOPs 1	Compliance 100%	NOCs Filed No filings	Timely NOCs No filings	Compliance No filings
	Group Total						
CA382	WILLIS OF NORTHERN NEW ENGLAND	MOPs Filed 53	Timely MOPs 47	Compliance 89%	NOCs Filed 82	Timely NOCs 81	Compliance 99%
	Group Total						

INSURANCE GROUP COMPLIANCE
Initial MOP and Initial Indemnity NOC Filings
First Quarter 2013
1/1/2013 - 3/31/2013

	Total Initial MOPs Filed	Initial MOPs Filed Timely	Compliance Percentage	Total Initial Indemnity NOCs Filed	Initial Indemnity NOCs Filed Timely	Compliance Percentage
CA384	XL SPECIALTY INSURANCE	MOPs Filed	Timely MOPs	NOCs Filed	Timely NOCs	Compliance
	Total	*	*	*	*	*
	XL TPA Administered Claims					
CA040	BROADSPIRE SERVICES	No filings	No filings	No filings	No filings	No filings
CA070	CANNON COCHRAN MANAGEMENT SERVICES	1	0	No filings	No filings	No filings
CA160	ESIS	*	*	*	*	*
CA190	GALLAGHER BASSETT SERVICES	1	1	1	1	100%
CA300	SEDGWICK CLAIMS MANAGEMENT	2	1	1	1	50%
	TPA Total	4	2	2	2	50%
	XL Group Total	4	2	2	2	50%
CA340	YORK RISK SERVICES	MOPs Filed	Timely MOPs	NOCs Filed	Timely NOCs	Compliance
	Group Total	No filings	No filings	No filings	No filings	No filings
CA340	ZENITH INSURANCE	MOPs Filed	Timely MOPs	NOCs Filed	Timely NOCs	Compliance
	Group Total	No filings	No filings	No filings	No filings	No filings
CA022	ZURICH INSURANCE	MOPs Filed	Timely MOPs	NOCs Filed	Timely NOCs	Compliance
CA022	AMERICAN ZURICH	2	2	3	2	67%
CA227	MARYLAND CASUALTY CO.	No filings	No filings	No filings	No filings	No filings
CA259	NORTHERN INSURANCE CO. OF NEW YORK	No filings	No filings	No filings	No filings	No filings
CA400	ZURICH AMERICAN INSURANCE CO.	6	5	1	1	83%
CA404	ZURICH AMERICAN INSURANCE CO.	1	1	1	1	100%
	Total	9	8	5	4	89%
	ZURICH TPA Administered Claims					
CA080	CHESTERFIELD SERVICES	1	1	No filings	No filings	No filings
CA060	COTTINGHAM AND BUTLER CLAIMS SERVICES	1	1	1	1	100%
CA160	ESIS	1	1	No filings	No filings	No filings
CA165	F.A. RICHARD	*	*	*	*	*
CA190	GALLAGHER BASSETT SERVICES	2	2	1	1	100%
CA300	SEDGWICK CLAIMS MANAGEMENT	2	1	4	3	75%
	TPA Total	7	6	6	5	86%
	ZURICH Group Total	16	14	11	9	82%