

December 2010

DOMESTIC POPULATION MIGRATION

In New England, only Maine and New Hampshire recorded a net gain of domestic population migrants between 2000 and 2009; that is, more individuals moved from other states to these two states than moved from them to other states. The last year, 2009, was slightly different from the longer-run trend as Maine and New Hampshire lost domestic migrants while Massachusetts had a slight net domestic population inflow.

The recession has had an impact on migration nationwide. The number of Americans moving to a different state

dropped in 2009. Declining jobs and wages due to the recession, dropping wealth as home values and stock market values fell, and the increased difficulty of financing home purchases were among the developments slowing population movement. As the economy struggles to recover, the difficulties in buying and selling homes reduces the ability of people losing jobs to move to seek a job elsewhere. This lessens the flexibility of the labor market to respond to economic restructuring as the economy recovers.

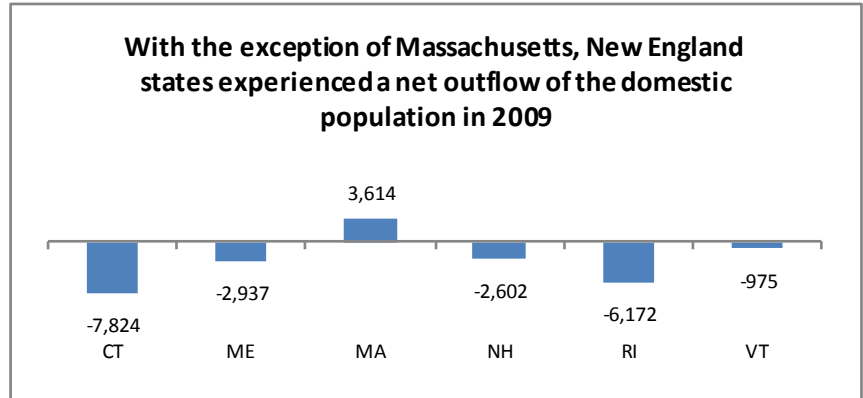
With migration playing an important role in population change, it is informative to know who is entering the state, as well as who is leaving. Positive migration (more people entering than leaving) is a good thing for a state that has a slowly growing, aging population. Changes in migration and the characteristics of the individuals contributing to that change are of particular interest to those concerned about labor force availability.

Recent Domestic Population Migration in Maine

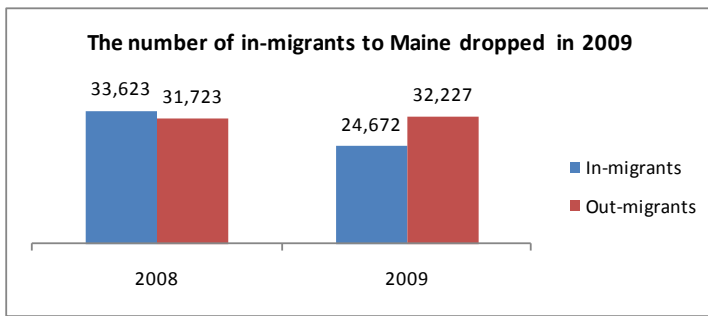
While the natural change (births less deaths) in the population has varied little this decade, accounting for an additional 789 Maine residents in 2009, migration has. According to the Bureau of the Census Current Population Estimates Program (CPE)ⁱ, in the early years of this decade annual migration reached about +9,000; the estimate for 2009 turned negative (slightly over -2,000). It is not likely that Maine will experience significant growth in natural population during the immediate future. Most population growth will have to come from positive migration, which can take place through more current residents staying in Maine and/or nonresidents coming to Maine.

Numbers and characteristics of in-migrants and out-migrants are not available from the CPE. However, the American Community Survey (ACS)ⁱⁱ includes estimates and characteristics of current Maine residents who resided in a different state one year ago and of individuals who lived in Maine one year ago and currently reside in another state.

For purposes of this analysis, domestic migration is covered. Although the ACS includes current Maine residents who lived a year ago in other states and abroad, it does not reach individuals who lived in Maine a year ago and moved abroad since. Data collection methodologies and definitions for the CPE and ACS differ slightly. However, both



indicated that there was a net domestic outflow of individuals in 2009, with the CPE indicating a loss of 2,937 and the ACS, 7,555.



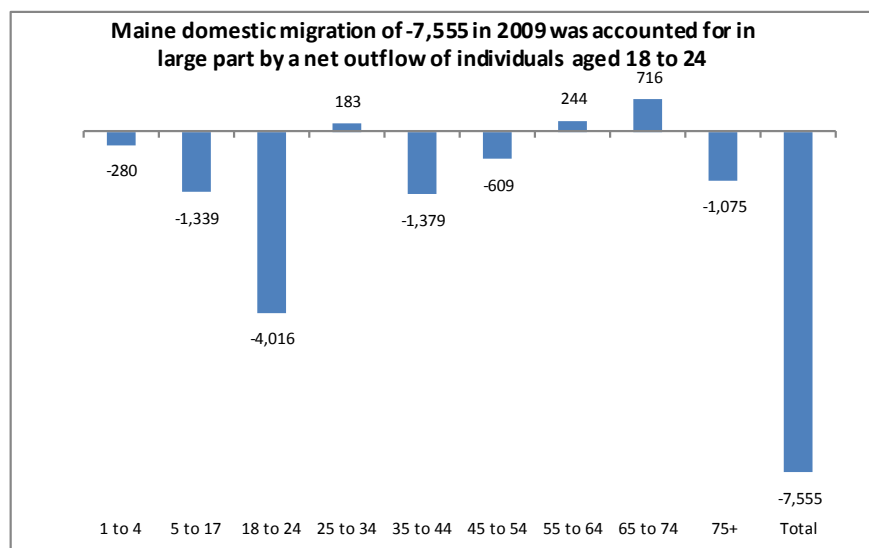
According to the ACS, Maine domestic migration moved from positive (+1,909) in 2008 to negative (-7,555) in 2009. This was due primarily to a substantial decline in the number of individuals moving to Maine. The number of current Maine residents who lived in a different state the prior year (in-migrants) dropped from 33,623 in 2008 to 24,672 in 2009. The number of individuals moving from Maine to another state (out-migrants) has remained relatively constant the last two years, 31,723 in 2008 and 32,227 in 2009.

Age - There was a decline in the number of in-migrants among every age group except individuals age 65 to 74. The most substantial drops were in the age groups 18 to 24 and 35 to 44. Also declining were the number of individuals age one to four reflecting the falling number of adults of childbearing years.

Age	Moved to Maine			Moved from Maine		
	2008	2009	Change	2008	2009	Change
1 to 4	2,159	1,112	-1,047	1,815	1,392	-423
5 to 17	3,057	2,465	-592	2,843	3,804	961
18 to 24	8,866	6,583	-2,283	10,422	10,599	177
25 to 34	6,796	6,005	-791	5,947	5,822	-125
35 to 44	4,350	2,278	-2,072	3,554	3,657	103
45 to 54	2,990	2,071	-919	3,112	2,680	-432
55 to 64	2,536	1,968	-568	2,085	1,724	-361
65 to 74	1,211	1,506	295	1,071	790	-281
75+	1,658	684	-974	874	1,759	885
Total	33,623	24,672	-8,951	31,723	32,227	504

The changes by age group among out-migrants were less significant reflecting the relatively constant number of people leaving the state: 31,714 in 2008 and 32,227 in 2009. A substantial number of the out-migrants were young adults (18-24) leaving to seek jobs or for educational purposes, a pattern unchanged from recent years.

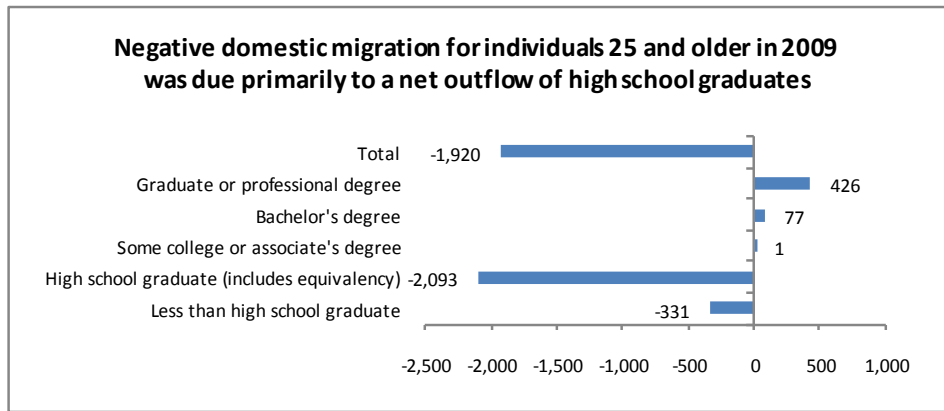
Because of the substantial drop in the number of individuals entering Maine, domestic migration turned negative in 2009. There was a net outflow of 5,635 individuals under the age of 25 as 10,160 entered the state while 15,795 left the state. The age group consisting of the prime working years of 25 to 54 recorded a net outflow of 1,805. There was a slight net inflow of those aged 55 to 64. A migration of -359 persons age 65 and over was the result of a net outflow of those 75 and older more than offsetting a small net inflow by those aged 65 to 74.



Education – The number of current Maine residents 25 years of age and older living in a different state the prior year dropped from 19,539 in 2008 to 14,512 in 2009. There was a decline in the number of in-migrants among every education level except graduate or professional degree. The changes by educational level among out-migrants were less substantial reflecting the constant number of people leaving the state.

Geographic Domestic Population Mobility in the Past Year for Individuals 25 Years of Age and Older						
Education Level	Moved to Maine			Moved from Maine		
	2008	2009	Change	2008	2009	Change
Less than high school graduate	2,213	814	-1,399	781	1,145	364
High school graduate (includes equivalency)	4,448	2,472	-1,976	4,056	4,565	509
Some college or associate's degree	5,538	4,058	-1,480	4,529	4,057	-472
Bachelor's degree	5,092	3,982	-1,110	4,760	3,905	-855
Graduate or professional degree	2,248	3,186	938	2,517	2,760	243
Total	19,539	14,512	-5,027	16,643	16,432	-211

Little change in the number of out-migrants combined with a drop in the number of in-migrants resulted in a net outflow of 1,920 individuals 25 years of age and older in 2009. There was a net outflow of 2,424 individuals with a high school education or less. There was a net inflow of 504 individuals with some college or more, as an out-migration of 10,722 was more than offset by an in-migration of 11,226.



Summary

It is likely that losses of wealth, housing issues, and falling job opportunities reduced in-migration to states offering the advantages of a more rural lifestyle with recreation and other livability attributes. As a result, large urban areas in many states are losing fewer migrants and, in some cases, have started to grow again. In New England, the Boston-Quincy-Cambridge Metropolitan Statistical Area recorded a domestic population migration of - 235,915 between 2000 and 2009; however, a substantial net outflow between 2000 and 2008 turned into a net inflow of 6,813 between 2008 and 2009.

The net outflow of the domestic population from Maine was a change in direction. Positive migration slowed over the course of the 2000s as the boom became a bust, with a net outflow in 2009. As the national economy improves and the housing market recovers, in-migration to Maine may increase as people respond to the amenities offered.

ⁱ The population data from the Bureau of the Census Current Population Estimate Program are estimates. Definitive conclusions about population changes will be possible when the Census Bureau releases the 2010 Census results.

ⁱⁱ American Community Survey estimates, based on a sample of the population, are subject to sampling error. The detailed estimates by age and education must be viewed with caution.