

5-11-2010

Hot Safety Tips from Flash for Maine Kids and their Road Models

Maine Department of Transportation

Follow this and additional works at: https://digitalmaine.com/mdot_docs

Recommended Citation


Maine Department of Transportation, "Hot Safety Tips from Flash for Maine Kids and their Road Models" (2010). *Transportation Documents*. 1.
https://digitalmaine.com/mdot_docs/1

This Text is brought to you for free and open access by the Transportation at Digital Maine. It has been accepted for inclusion in Transportation Documents by an authorized administrator of Digital Maine. For more information, please contact statedocs@maine.gov.

Warm weather
means more
outside fun!


Flash and your friends at the Maine Department of Transportation want you to stay safe. Here are some tips for you and your family. Talk about them together.

Stay safe and enjoy the outdoors!



How to Learn More...


The Maine Department of Transportation encourages kids to learn about traffic safety.



Each year, Maine experiences:
36,000 crashes, 200 fatalities, and 16,000 injuries.
Help us be safer on the road and improve
these traffic statistics.



Visit www.mainebackseatdriver.com
for more information, downloadable
travel games and teachers' aids.



Hot Safety Tips from Flash



**for Maine Kids
and Their
Road Models!**

**Be a
Road Model**



MAINE DOT
Maine Department of Transportation

Bikers Beware!

When you're on your bike, follow the rules of the road.

- Wear a helmet—it could save your life! (And it's the law!)



- Be bright! Wear bright or reflecting colors so others can see you. Make sure your bike has reflectors on all sides: front, back, left and right!
- Ride in the same direction as the traffic.
- Obey all traffic laws, signs and signals. That means stop at stop signs and red lights.
- Ride as far to the right as you safely can.
- If you're part of a group, ride in single file.
- Look both ways before turning or changing lanes.
- Use hand signals while turning.
- Watch for doors opening from parked vehicles when you're in streets, parking lots or driveways.
- Be alert. Don't be distracted by wearing headphones or talking on a cell phone.
- Use a headlight and taillight at night or in bad weather.

Walkers – Watch Out!

- Use sidewalks whenever possible.
- Walk (or jog) opposite the flow of traffic so you can see oncoming cars.
- Avoid using a headset. It may prevent you from hearing a horn, screeching brakes or other warnings.
- Never cross high-speed roads such as divided highways.
- Use crosswalks.
- Look both ways before crossing the road.
- Do not cross between or from behind parked cars. Drivers may not see you until it's too late. (This goes for you campers at campgrounds too!)
- Wear reflective clothing and carry a flashlight at night.



Parents & Other Drivers...



Whether you're behind the wheel of a car, or on an ATV or a motorcycle, don't take chances.

- Use appropriate safety equipment—seatbelts, child safety seats and helmets save lives!
- Watch for critters! Be especially careful in wooded areas, where moose or deer crossing signs are posted, and at night.



- Yield to pedestrians.
- Travel at a safe and legal speed.
- Give 'em a brake. Slow down for road work, cyclists and walkers.
- Be alert. Don't let yourself be distracted by eating, putting on makeup, or talking on a cell phone while driving.
- Parents—Be a Road Model—drive the way you'd like your children to drive when they get a driver's license!